

US00D548597S

(12) **United States Design Patent**  
**Berger**

(10) **Patent No.:** **US D548,597 S**

(45) **Date of Patent:** **\*\* Aug. 14, 2007**

(54) **PACKAGE INSERT**

(75) Inventor: **Barry David Berger**, New York, NY (US)

(73) Assignee: **Ex-Cell Home Fashions, Inc.**, New York, NY (US)

(\*\*) Term: **14 Years**

(21) Appl. No.: **29/268,620**

(22) Filed: **Nov. 9, 2006**

(51) **LOC (8) Cl.** ..... **09-03**

(52) **U.S. Cl.** ..... **D9/456**

(58) **Field of Classification Search** ..... D9/701,  
D9/457, 456, 434, 415, 414, 418, 419, 430,  
D9/432, 433; D5/99, 7, 60, 58, 4, 12; 428/187;  
273/292; 206/45.28, 449

See application file for complete search history.

(56) **References Cited**

**U.S. PATENT DOCUMENTS**

D79,888 S *	11/1929	MacMillan	.....	D9/432
D133,720 S *	9/1942	Illges	.....	D9/432
D135,294 S *	3/1943	Ost	.....	D9/432
D216,871 S *	3/1970	Wyncote	.....	D9/418
D259,472 S *	6/1981	Grodin	.....	D9/432
D266,829 S *	11/1982	Yoshizawa et al.	.....	D9/415
D279,263 S *	6/1985	Ujiie	.....	D9/432
D357,861 S *	5/1995	Sawa et al.	.....	D9/432
6,168,028 B1 *	1/2001	Telesca et al.	.....	206/776
D486,733 S *	2/2004	Murning et al.	.....	D9/432
D496,274 S *	9/2004	Egawa	.....	D9/432
D525,864 S *	8/2006	Hiolin	.....	D9/415

\* cited by examiner

*Primary Examiner*—Robert M. Spear

*Assistant Examiner*—Susan Bennett Hattan

(74) *Attorney, Agent, or Firm*—Robert L. Epstein; Epstein Drangel Bazerman & James

(57) **CLAIM**

The ornamental design for a package insert, substantially as shown and described.

**DESCRIPTION**

FIG. 1 is an isometric view showing the front and one side of the first embodiment of my invention;

FIG. 2 is an elevation view showing the front of first embodiment of my invention;

FIG. 3 is an elevation view showing the rear of the first embodiment of my invention;

FIG. 4 is an elevation view showing one side of the first embodiment of my invention;


FIG. 5 is an elevation view showing the other side of the first embodiment of my invention;


FIG. 6 is an elevation view showing the top of the first embodiment of my invention; and,

FIG. 7 is an elevation view showing the bottom of the first embodiment of my invention;


The broken line showing of a package is included for the purpose of illustrating the insert situated therein and forms no part of the claimed design.

**1 Claim, 3 Drawing Sheets**







**Fig. 1**




**Fig. 2**




**Fig. 3**




**Fig. 4**



**Fig. 5**



**Fig. 6**



**Fig. 7**