



US00D548591S

(12) **United States Design Patent** (10) **Patent No.:** **US D548,591 S**
Learn et al. (45) **Date of Patent:** **** Aug. 14, 2007**

(54) **CURVILINEAR EDGED CARTON**

(75) Inventors: **Angela E. Learn**, Gilbertsville, PA (US); **Gregory J. Weuste**, San Clemente, CA (US)

(73) Assignee: **Altivity Packaging, LLC**, Elk Grove Village, IL (US)

(**) Term: **14 Years**

(21) Appl. No.: **29/247,717**

(22) Filed: **Jul. 6, 2006**

(51) **LOC (8) Cl.** **09-03**

(52) **U.S. Cl.** **D9/432**

(58) **Field of Classification Search** D9/430-433, D9/414-418; 229/105-106, 108, 108.1, 229/100, 112-113, 115-116, 110, 162.1, 229/922, 938, 182.1; 206/551, 746, 457, 206/784, 822

See application file for complete search history.

(56) **References Cited**

U.S. PATENT DOCUMENTS

2,050,894 A 8/1936 Paige

(Continued)

Primary Examiner—Robert A. Delehanty

(74) *Attorney, Agent, or Firm*—Armstrong Teasdale LLP

(57) **CLAIM**

I claim the ornamental design for a curvilinear edged carton, as shown and described.

DESCRIPTION

FIG. 1 is a front perspective view of a first embodiment of the curvilinear edged carton of our new design.

FIG. 2 is a front side elevational view thereof.

FIG. 3 is a rear side elevational view thereof.

FIG. 4 is a top view thereof.

FIG. 5 is a bottom view thereof.

FIG. 6 is a right side elevational view thereof.

FIG. 7 is a left side elevational view thereof.

FIG. 8 is a front perspective view of a second embodiment of the curvilinear edged carton, similar to FIG. 1 except that the curvilinear edges are on a beveled side portion with top and bottom edges of the curves substantially non-planar to the sides of the carton.

FIG. 9 is a front view of the second embodiment shown in FIG. 8.

FIG. 10 is a top view of the second embodiment shown in FIG. 8. The bottom view is identical to the top view.

FIG. 11 is a right side elevational view of the second embodiment shown in FIG. 8.

FIG. 12 is a left side elevational view of the second embodiment shown in FIG. 8.

FIG. 13 is a front perspective view of a third embodiment of the curvilinear edged carton, similar to FIG. 1 except that both front and rear panels include curvilinear edges instead of only the front panel.

FIG. 14 is a front view of the third embodiment shown in FIG. 13.

FIG. 15 is a rear view of the third embodiment shown in FIG. 13.

FIG. 16 is a right side elevational view of the third embodiment shown in FIG. 13; and,

FIG. 17 is a left side elevational view of the third embodiment shown in FIG. 13.

1 Claim, 10 Drawing Sheets



US D548,591 S

Page 2

U.S. PATENT DOCUMENTS

2,067,998 A	12/1937	Williamson	6,270,008 B1	8/2001	Kouyoumdjian
D183,567 S	9/1958	Hagan	D447,689 S	9/2001	Navet et al.
3,126,143 A	3/1964	Hagan	D454,301 S	3/2002	Moldoveanu
3,369,727 A	2/1968	Wright	D454,305 S	3/2002	Bryan et al.
3,390,827 A	7/1968	Malby et al.	D454,495 S	3/2002	Bryan et al.
3,610,514 A	10/1971	Samsing	D460,355 S	7/2002	Lenz et al.
3,866,819 A *	2/1975	Goebel 229/120	D460,689 S	7/2002	Robinson
D244,993 S	7/1977	Drysdale	D460,889 S	7/2002	Ong
4,166,565 A	9/1979	Webinger	D461,404 S *	8/2002	Steiger D9/430
4,228,899 A	10/1980	Austin, Jr.	D464,566 S	10/2002	Anchor et al.
4,313,556 A	2/1982	Boyle et al.	D468,638 S	1/2003	Nogami et al.
D290,345 S	6/1987	Abe	D486,731 S	2/2004	Meeker et al.
D295,536 S	5/1988	Forbes, Jr.	D513,177 S	12/2005	Tachikawa et al.
D296,747 S	7/1988	Johnson	D518,368 S *	4/2006	Tachikawa et al. D9/415
5,000,375 A	3/1991	Farber et al.	D518,370 S	4/2006	Vanhoutte
5,332,146 A	7/1994	Brauner et al.	D519,832 S	5/2006	Demathieu et al.
D362,619 S	9/1995	Haas	D521,373 S	5/2006	Stanton
D394,385 S	5/1998	Laughlin	D521,376 S	5/2006	Mosto
5,855,334 A	1/1999	Abe et al.	D536,964 S *	2/2007	Smith et al. D9/430
5,938,107 A	8/1999	Anchor et al.			

* cited by examiner

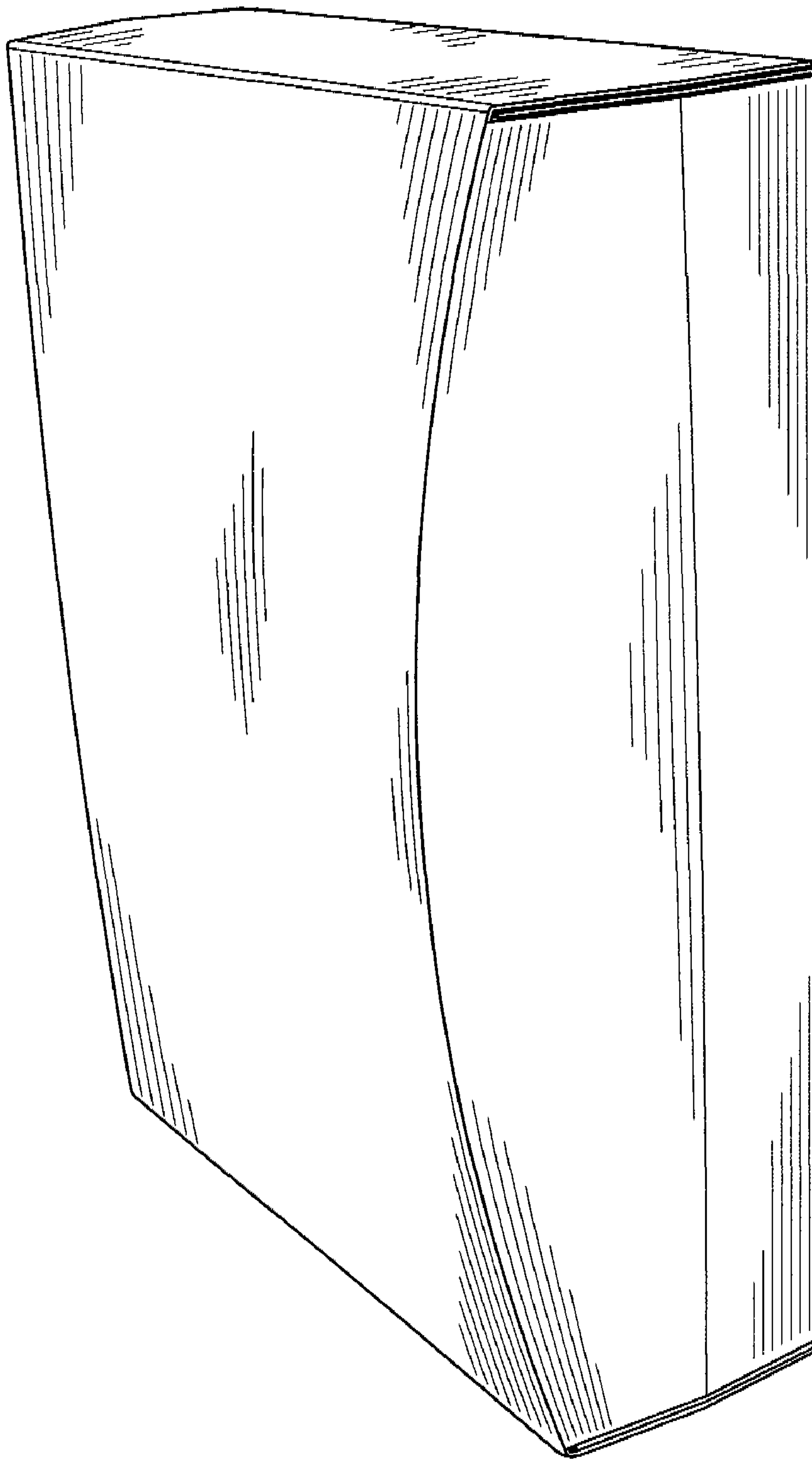


FIG. 1




FIG. 3

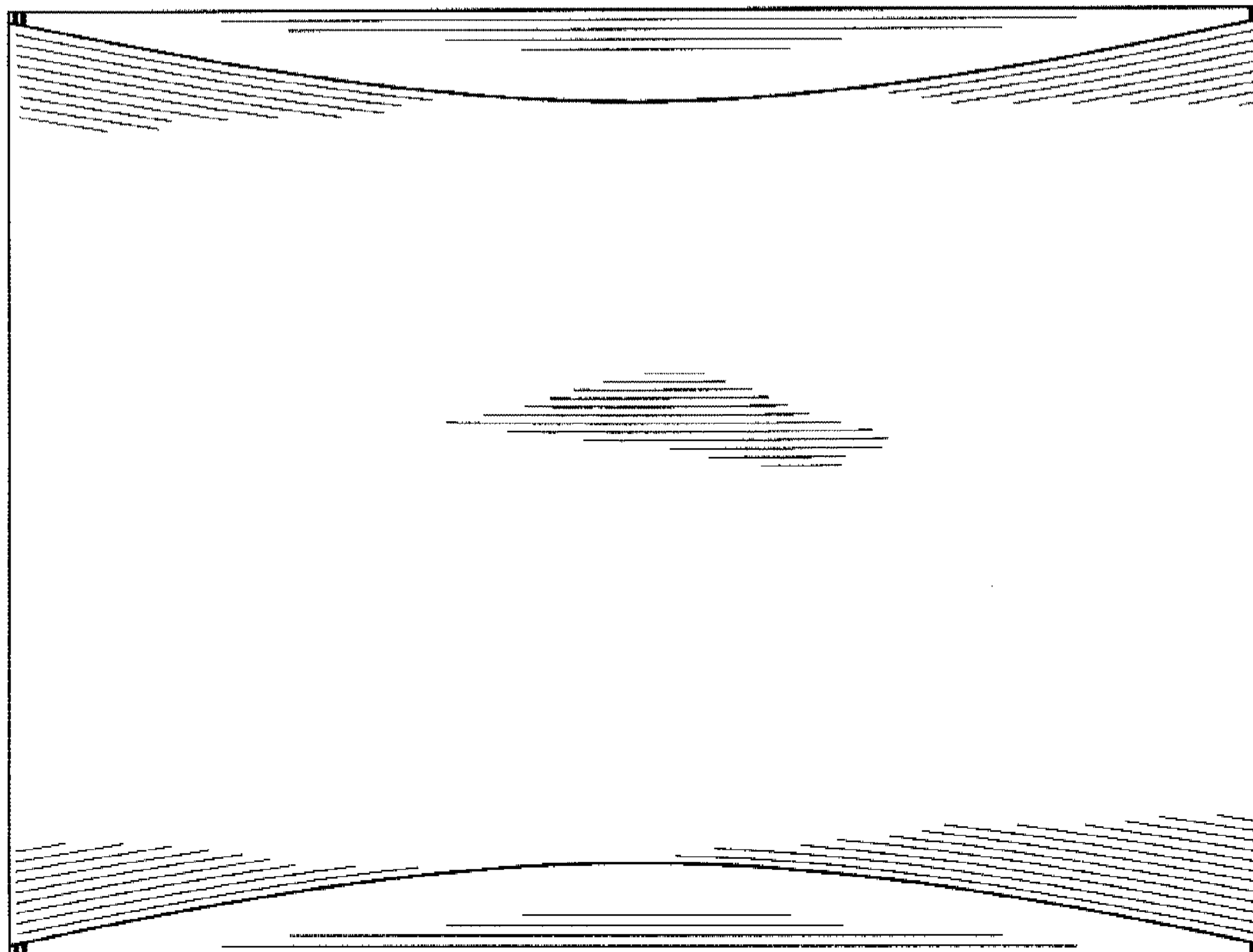


FIG. 2

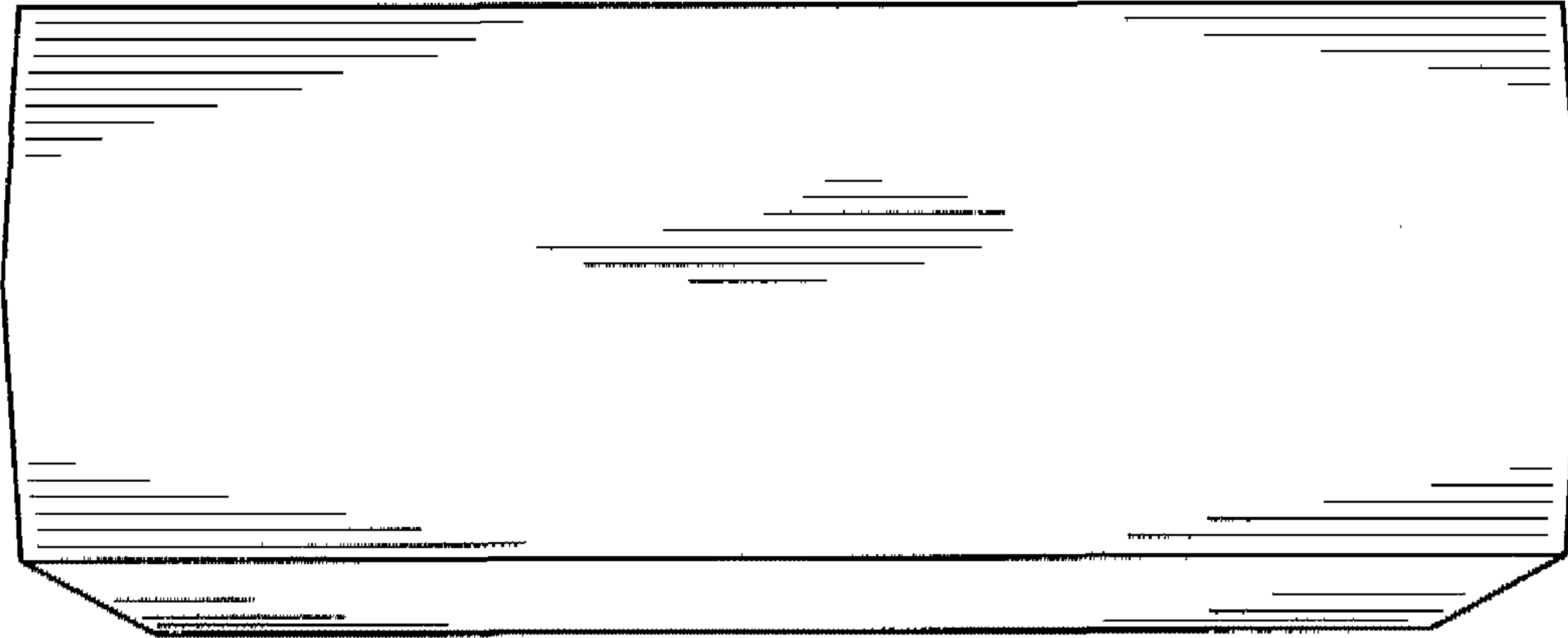


FIG. 4




FIG. 5

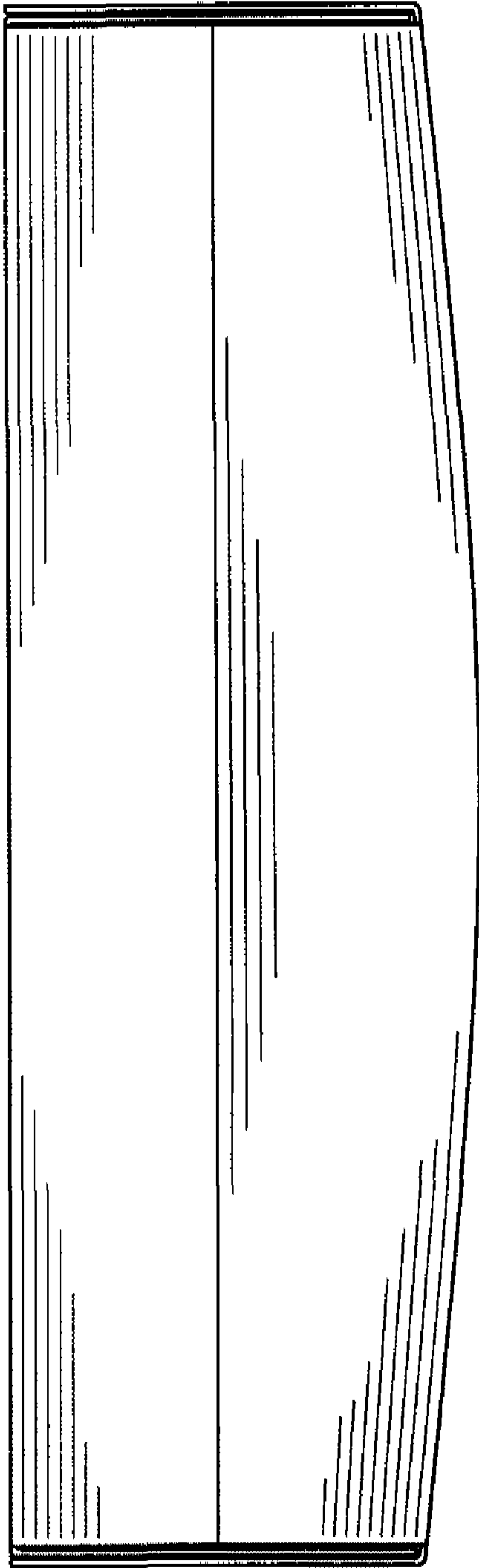


FIG. 6

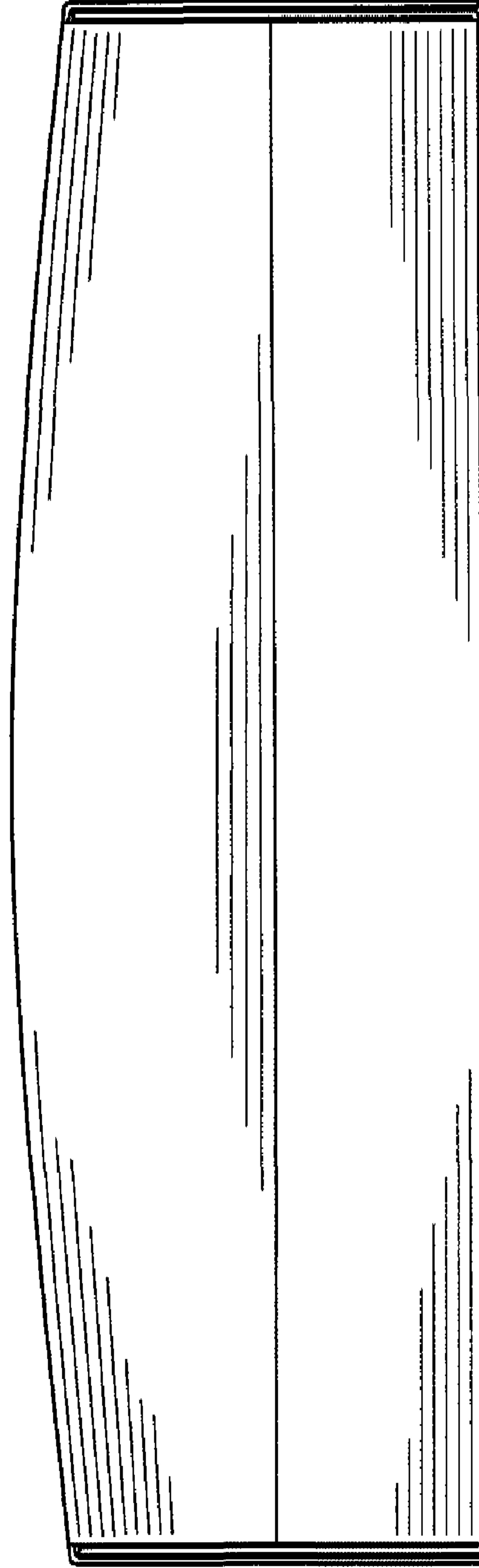


FIG. 7



FIG. 8

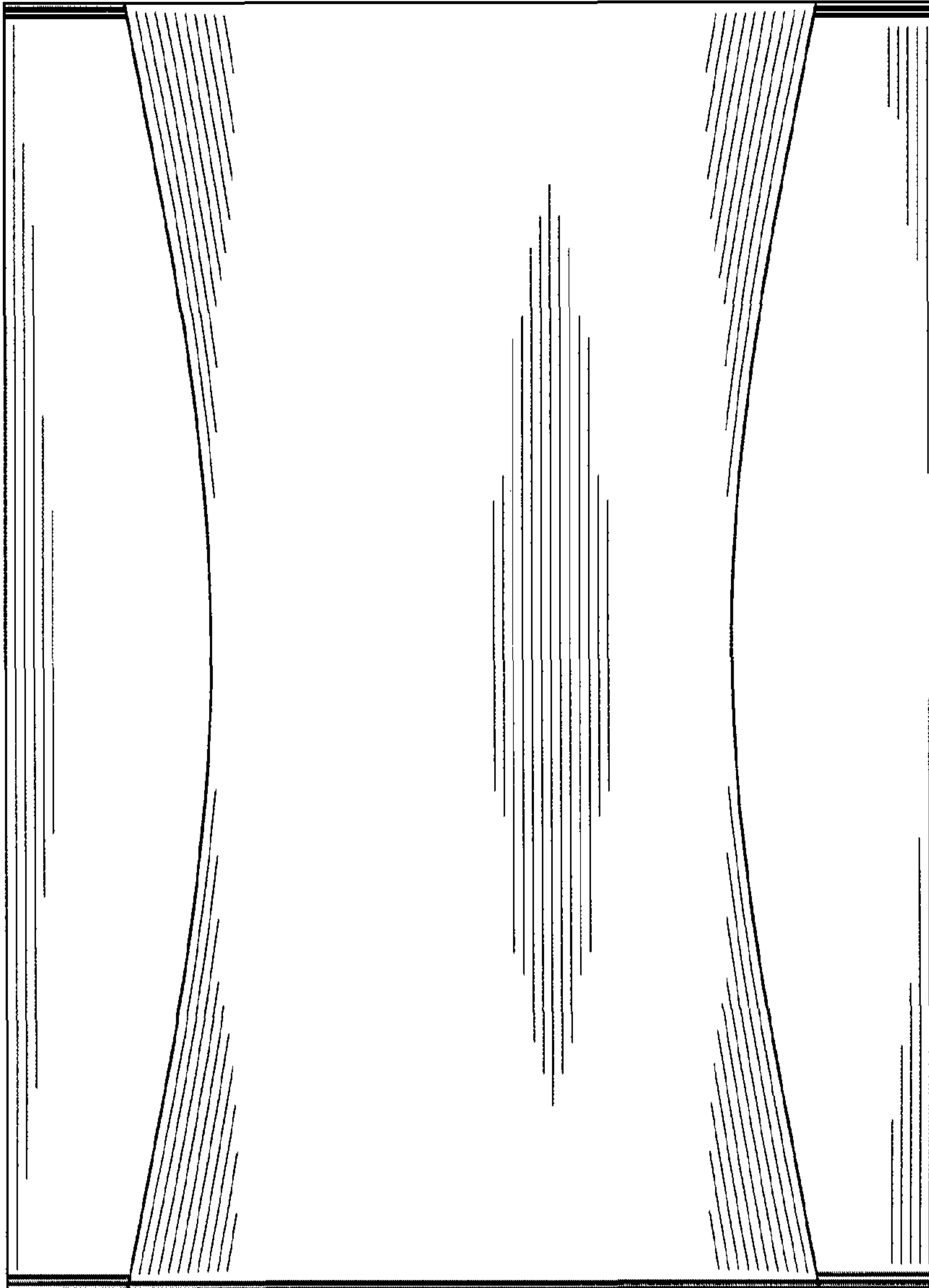


FIG. 9




FIG. 10

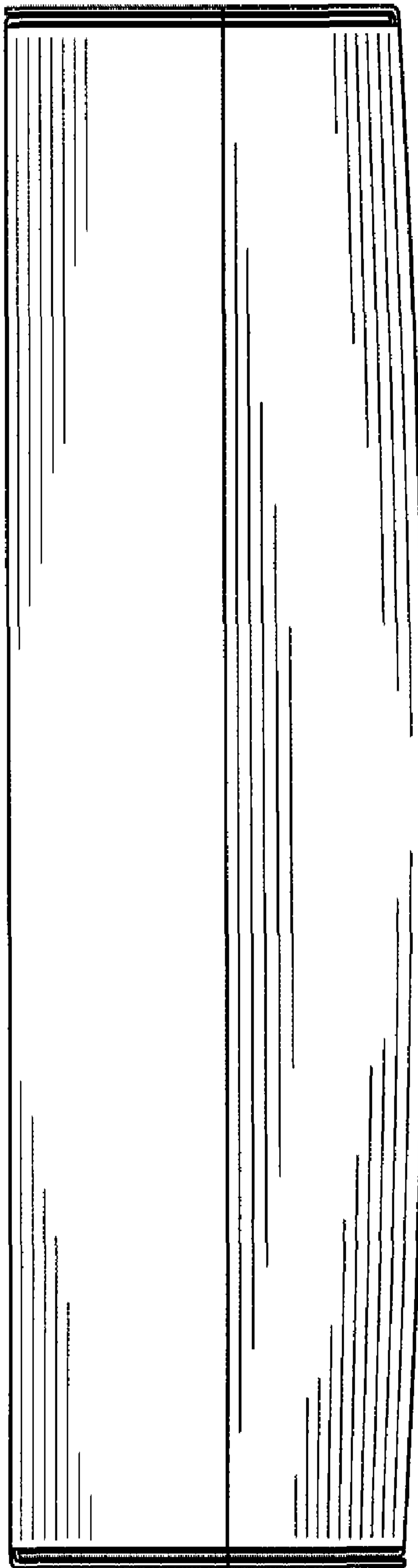


FIG. 11




FIG. 12

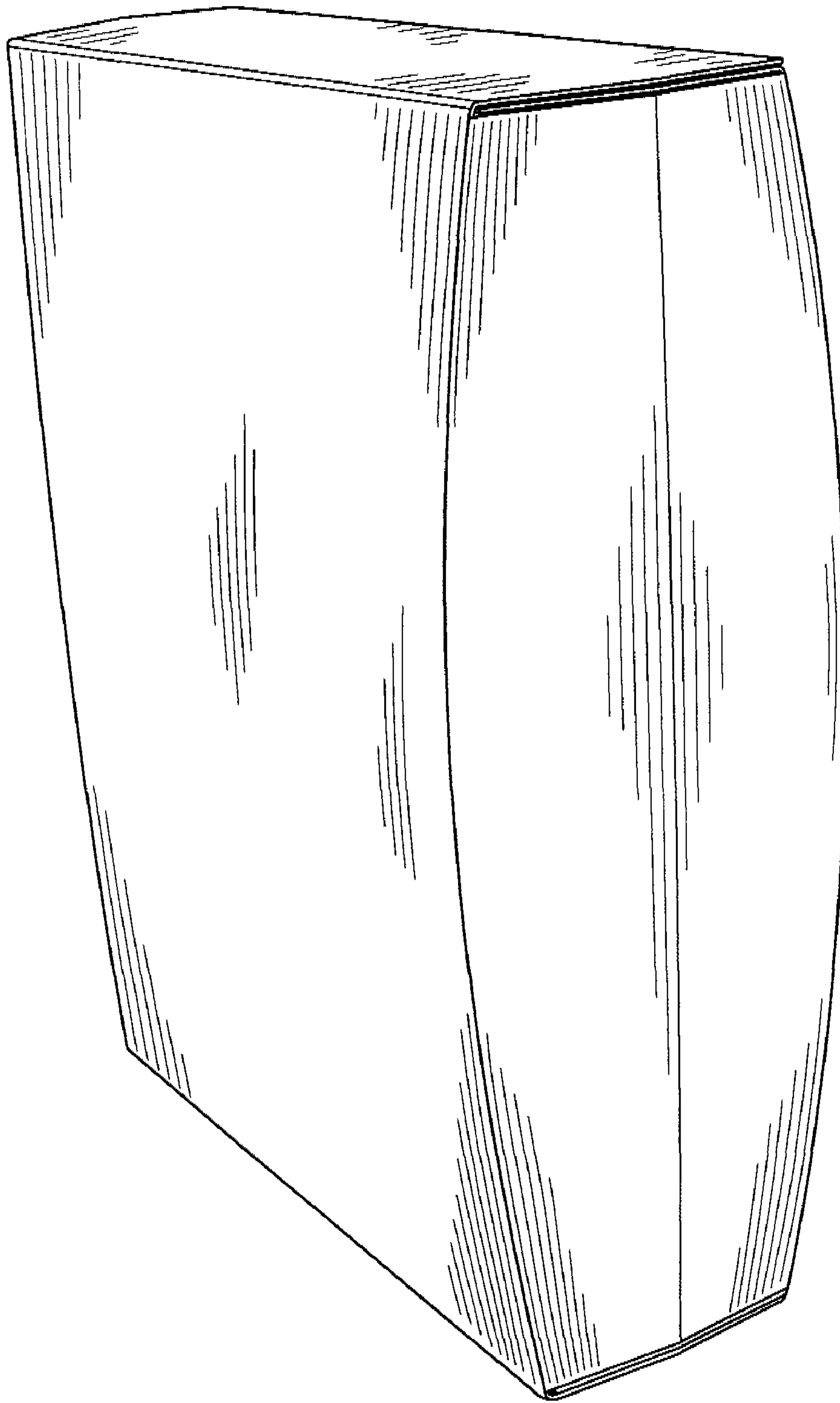


FIG. 13




FIG. 15




FIG. 14

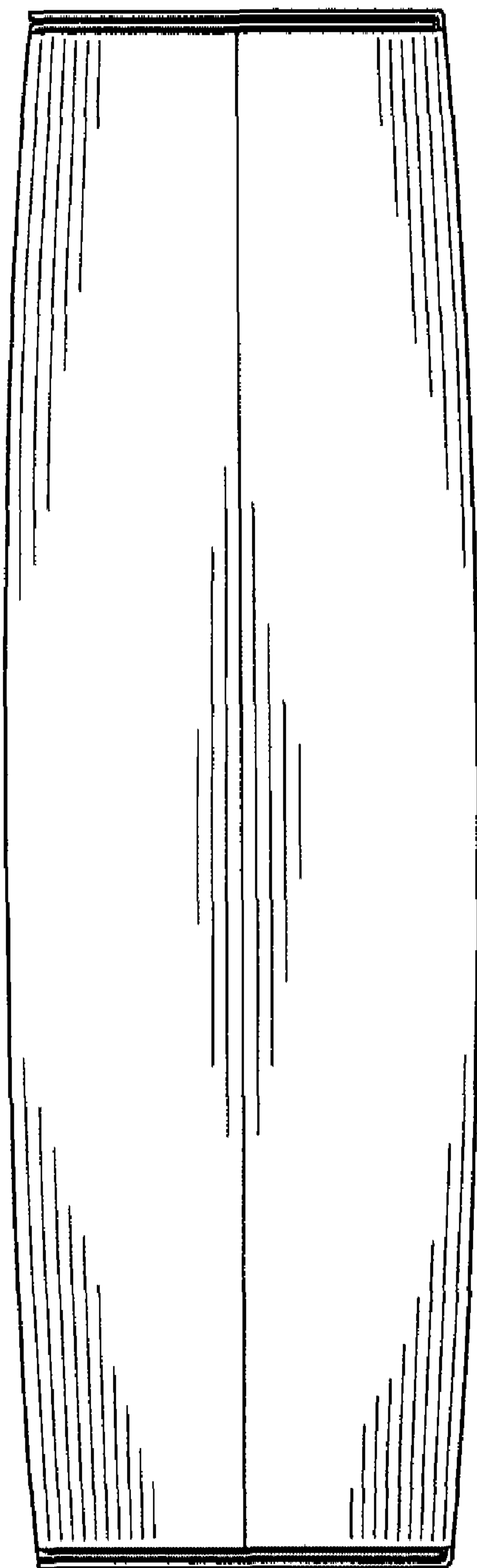


FIG. 16

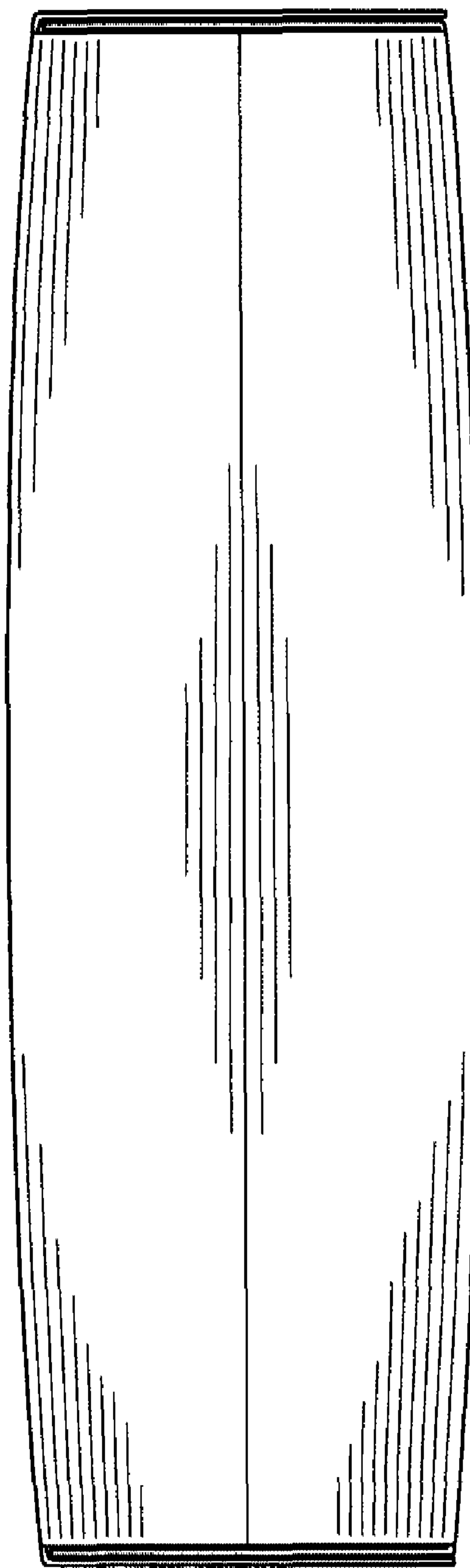


FIG. 17