

US00D548589S

(12) **United States Design Patent** (10) **Patent No.:** **US D548,589 S**
Blasko et al. (45) **Date of Patent:** **** Aug. 14, 2007**

(54) **PRODUCT PACKAGE**

(75) Inventors: **Tanya Nicole Blasko**, Cincinnati, OH (US); **Stacy Alycia Thomas**, Chicago, IL (US); **Erica Heidi Hollmann**, Kenosha, WI (US)

(73) Assignee: **The Procter & Gamble Company**, Cincinnati, OH (US)

(**) Term: **14 Years**

(21) Appl. No.: **29/263,229**

(22) Filed: **Jul. 19, 2006**

Related U.S. Application Data

(62) Division of application No. 29/238,854, filed on Sep. 22, 2005, now Pat. No. Des. 531,497.

(51) **LOC (8) Cl.** **09-03**

(52) **U.S. Cl.** **D9/428; D9/424**

(58) **Field of Classification Search** D9/428, D9/414, 421, 424, 425, 426, 429, 431; 206/216, 206/218; 215/382; 220/670, 675, 680
See application file for complete search history.

(56) **References Cited**

U.S. PATENT DOCUMENTS

- 1,237,016 A 8/1917 Brown
- 2,638,820 A 5/1953 Barnes
- D271,090 S 10/1983 Edgar et al.
- D278,121 S * 3/1985 Sussman D9/504
- D292,883 S 11/1987 Griffin et al.
- 4,859,423 A * 8/1989 Perlman 422/102

- D453,252 S * 1/2002 Lin D34/9
- D463,658 S 10/2002 Lemoine
- D463,907 S 10/2002 Lemoine
- D466,809 S 12/2002 Sagel
- D466,814 S * 12/2002 Hurlburt D9/504
- D470,290 S * 2/2003 Harvey D34/11
- D495,186 S 8/2004 Poupel et al.

OTHER PUBLICATIONS

- U.S. Appl. No. 29/238,854, filed Sep. 22, 2005, Blasko.
- U.S. Appl. No. 29/238,856, filed Sep. 22, 2005, Blasko.
- U.S. Appl. No. 29/238,916, filed Sep. 22, 2005, Blasko.
- U.S. Appl. No. 29/238,855, filed Sep. 22, 2005, Blasko.
- U.S. Appl. No. 29/238,857, filed Sep. 22, 2005, Blasko.

* cited by examiner

Primary Examiner—Prabhakar Deshmukh

Assistant Examiner—Derrick Holland

(74) *Attorney, Agent, or Firm*—John M. Howell

(57) **CLAIM**

The ornamental design for product package, as shown and described.

DESCRIPTION

FIG. 1 is a rear perspective view of a product package showing our new design;

FIG. 2 is a top plan view thereof;


FIG. 3 is a rear view thereof;

FIG. 4 is a front view thereof;

FIG. 5 is a left view thereof; and,

FIG. 6 is a bottom plan view thereof.

1 Claim, 2 Drawing Sheets



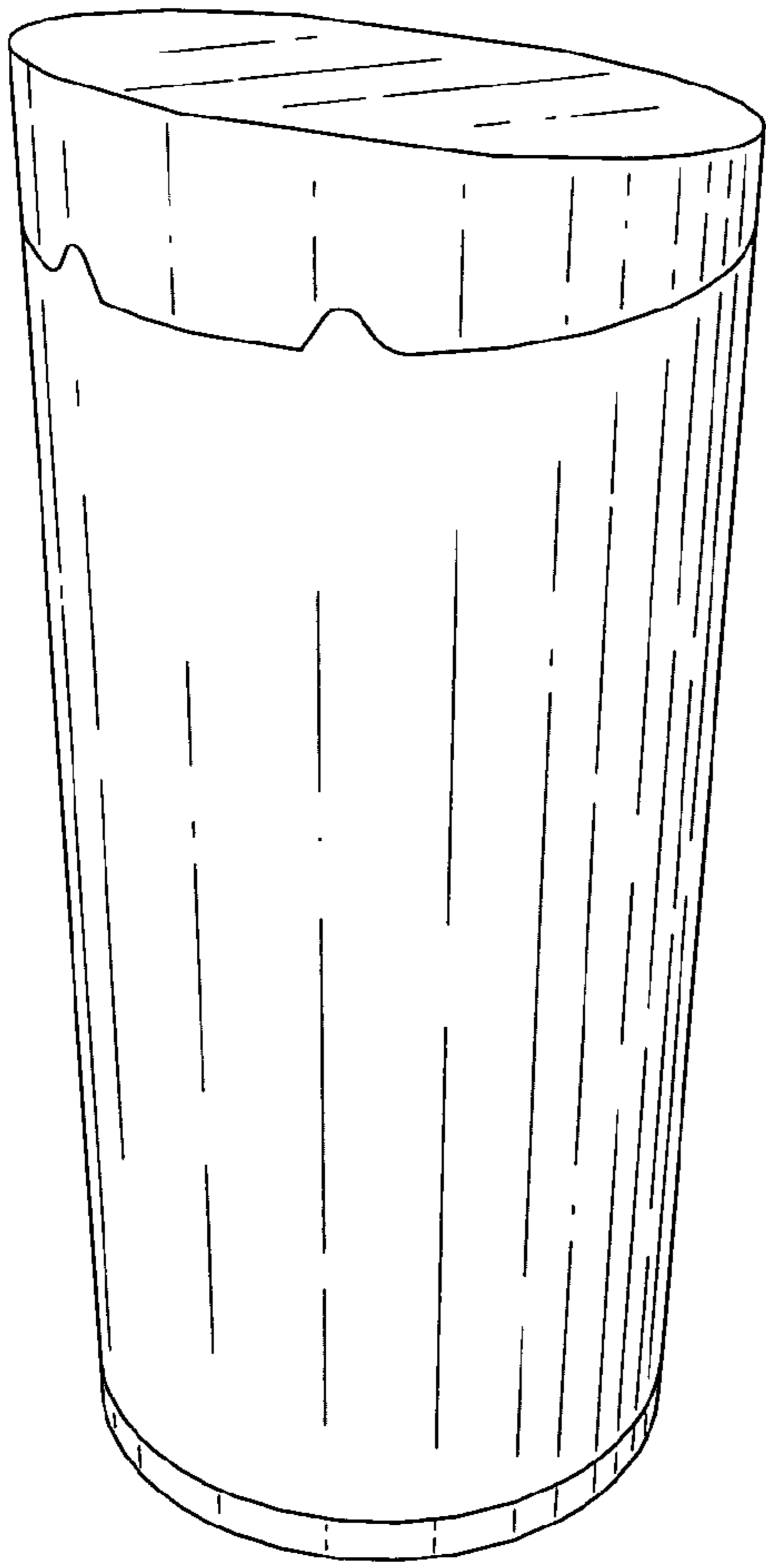


Fig. 1

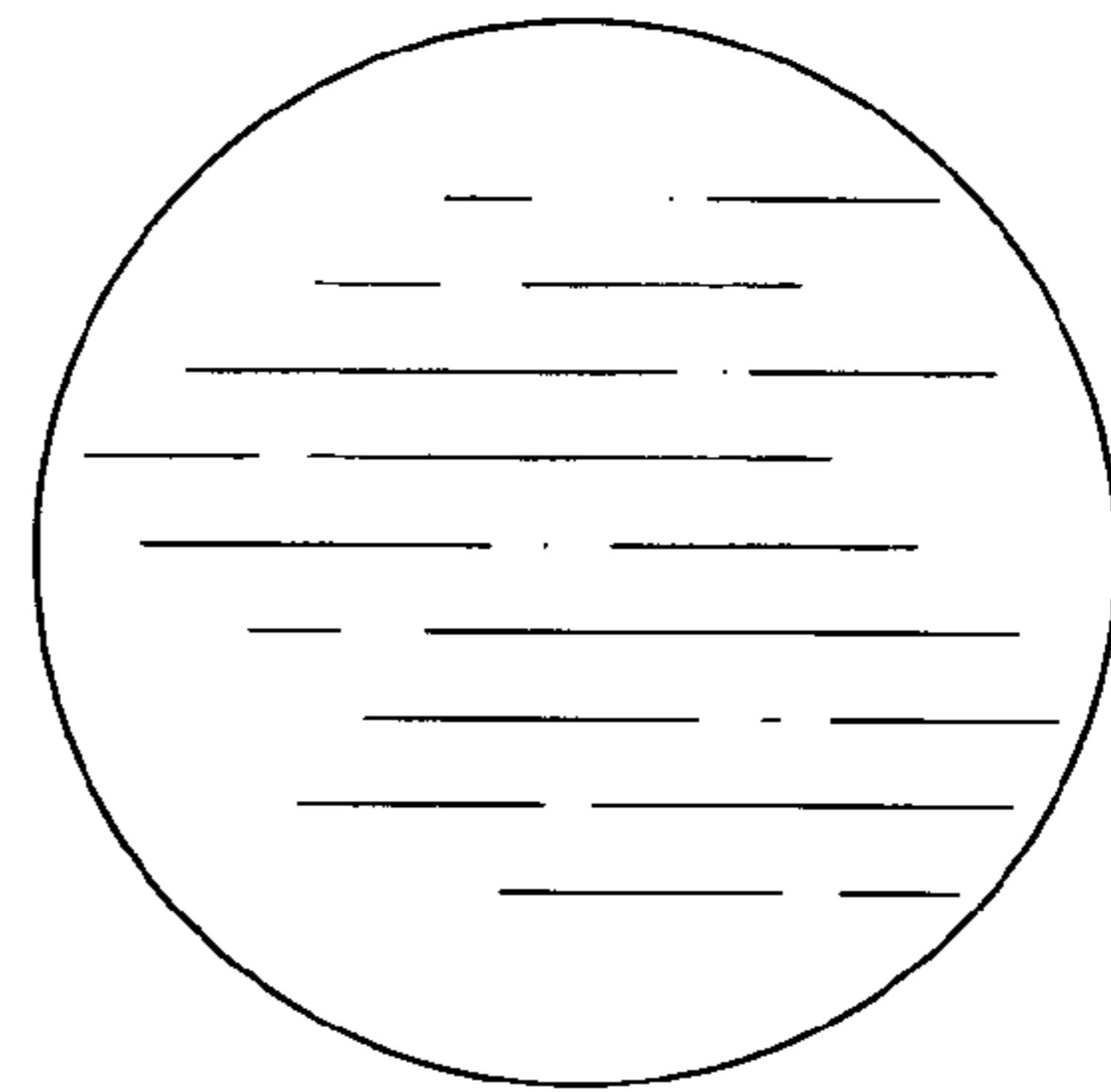


Fig. 2

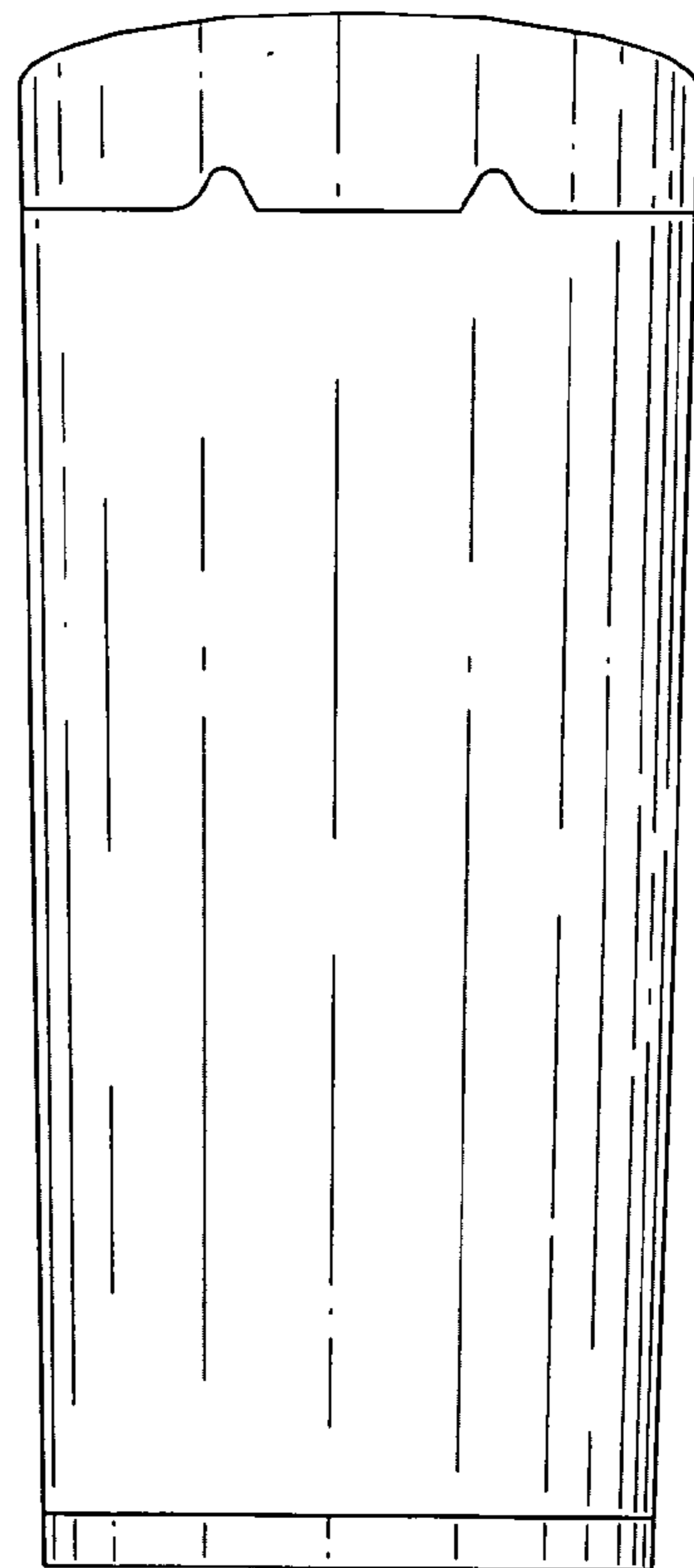


Fig. 3

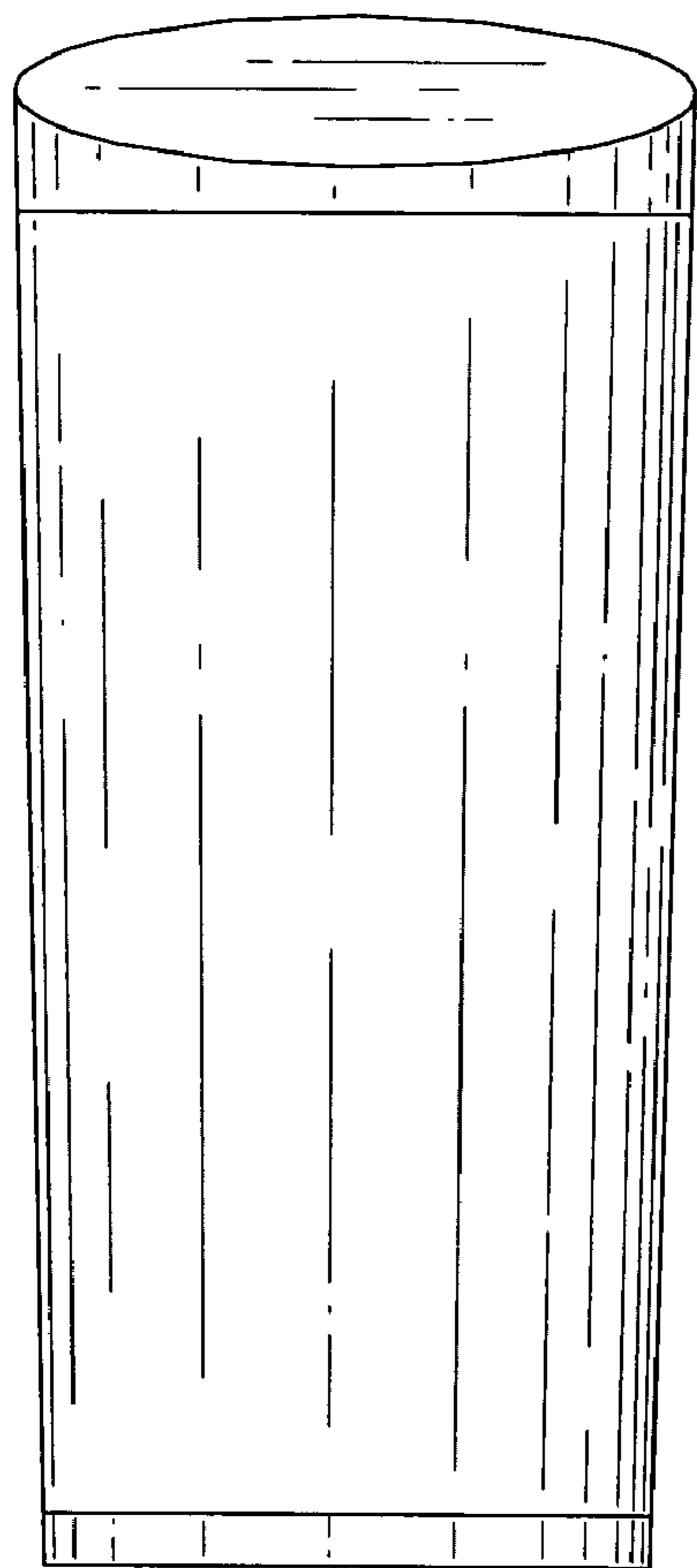


Fig. 4




Fig. 5

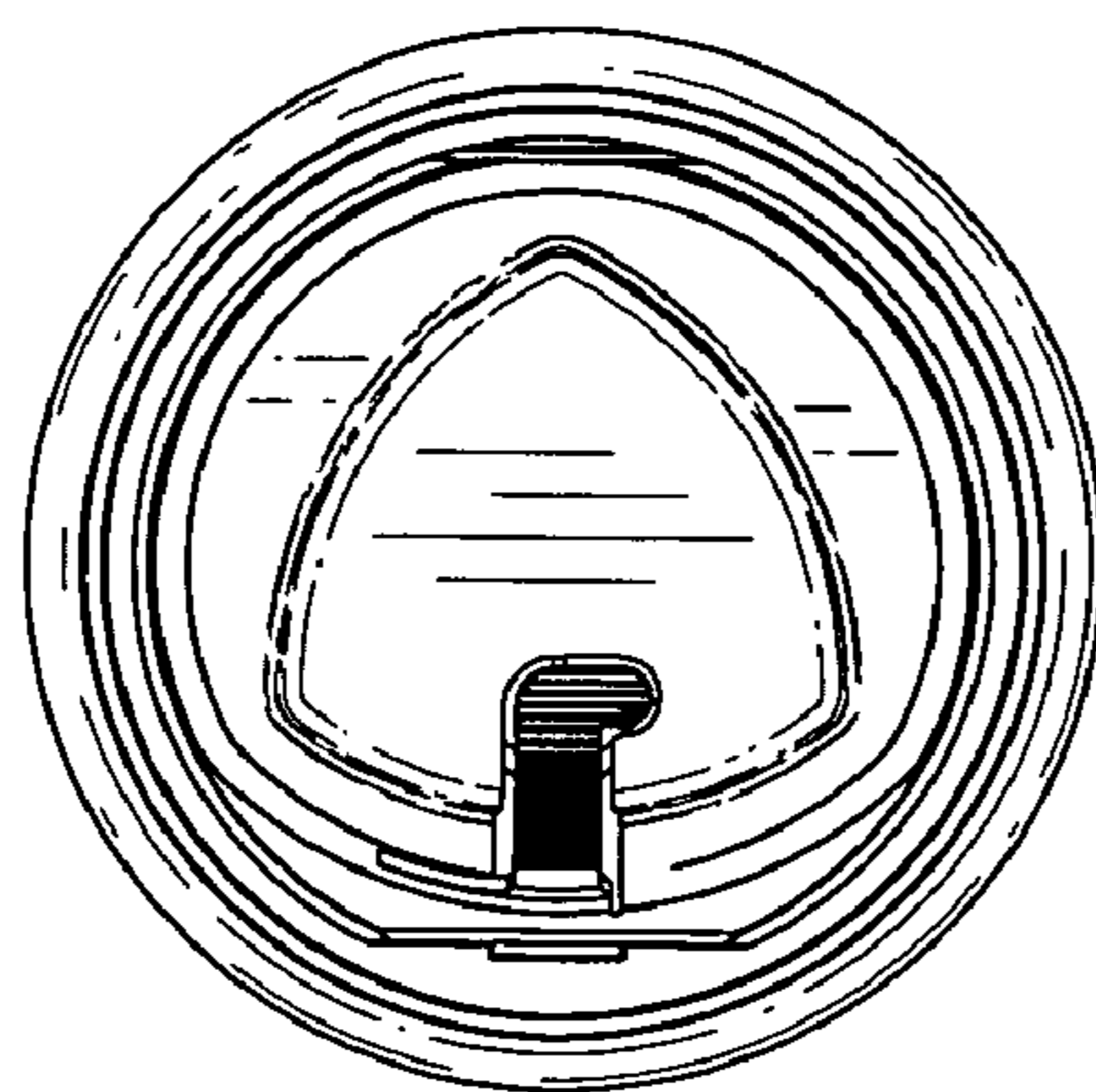


Fig. 6