

US00D548583S

(12) **United States Design Patent** (10) **Patent No.:** **US D548,583 S**  
**Carmichael et al.** (45) **Date of Patent:** **\*\* Aug. 14, 2007**

(54) **JOINED TRAY AND LID**

4,972,059 A 11/1990 Wendt et al.  
D314,887 S 2/1991 Tomaras

(75) Inventors: **Gary Herbert Carmichael**, Des  
Plaines, IL (US); **Christopher Wright  
Dunkle**, Chicago, IL (US); **Craig T.  
Wilkie**, Marietta, GA (US); **David  
Allan Schroeder**, Lombard, IL (US);  
**James Belcastro**, Park Ridge, IL (US)

(Continued)

**FOREIGN PATENT DOCUMENTS**

EP 1479619 11/2004

(Continued)

(73) Assignee: **Kraft Foods Holdings, Inc.**, Northfield,  
IL (US)

*Primary Examiner*—Stella Reid  
*Assistant Examiner*—Thomas Johannes

(\*\*) Term: **14 Years**

(74) *Attorney, Agent, or Firm*—Fitch, Even, Tabin &  
Flannery

(21) Appl. No.: **29/243,250**

(57) **CLAIM**

(22) Filed: **Nov. 22, 2005**

We claim the ornamental design for a joined tray and lid, as  
shown and described.

(51) **LOC (8) Cl.** ..... **09-03**

(52) **U.S. Cl.** ..... **D9/416**

(58) **Field of Classification Search** ..... D9/341,  
D9/414–433, 499, 744, 760, 901, 902  
See application file for complete search history.

**DESCRIPTION**

(56) **References Cited**

**U.S. PATENT DOCUMENTS**

D196,883 S *	11/1963	Robinson et al. ....	D9/416
D206,964 S *	2/1967	Wats et al. ....	D9/681
D212,684 S *	11/1968	Roccaforte et al. ....	D9/416
4,190,757 A	2/1980	Turpin et al.	
4,264,629 A	4/1981	Dogliotti	
4,304,335 A	12/1981	Bemiss	
4,344,537 A	8/1982	Austin	
4,511,039 A	4/1985	Siemek	
4,594,492 A	6/1986	Maroszek	
4,703,148 A	10/1987	Mikulski et al.	
D293,211 S *	12/1987	DePaul et al. ....	D9/416
4,744,510 A	5/1988	Hochart	
4,794,005 A	12/1988	Swiontek	
4,820,893 A	4/1989	Mode	
4,940,867 A	7/1990	Peleg	
D310,633 S *	9/1990	DePaul et al. ....	D9/416
D310,784 S *	9/1990	Forbes, Jr. ....	D9/416
D310,785 S *	9/1990	Forbes, Jr. ....	D9/416

FIG. 1 is a perspective view of a joined tray and lid showing  
our new design;

FIG. 2 is a top plan view of the joined tray and lid of FIG.  
1;

FIG. 3 is a front side elevation view of the joined tray and  
lid of FIG. 1, the back side elevation view being the mirror  
image thereof;

FIG. 4 is a bottom plan view of the joined tray and lid of  
FIG. 1; and

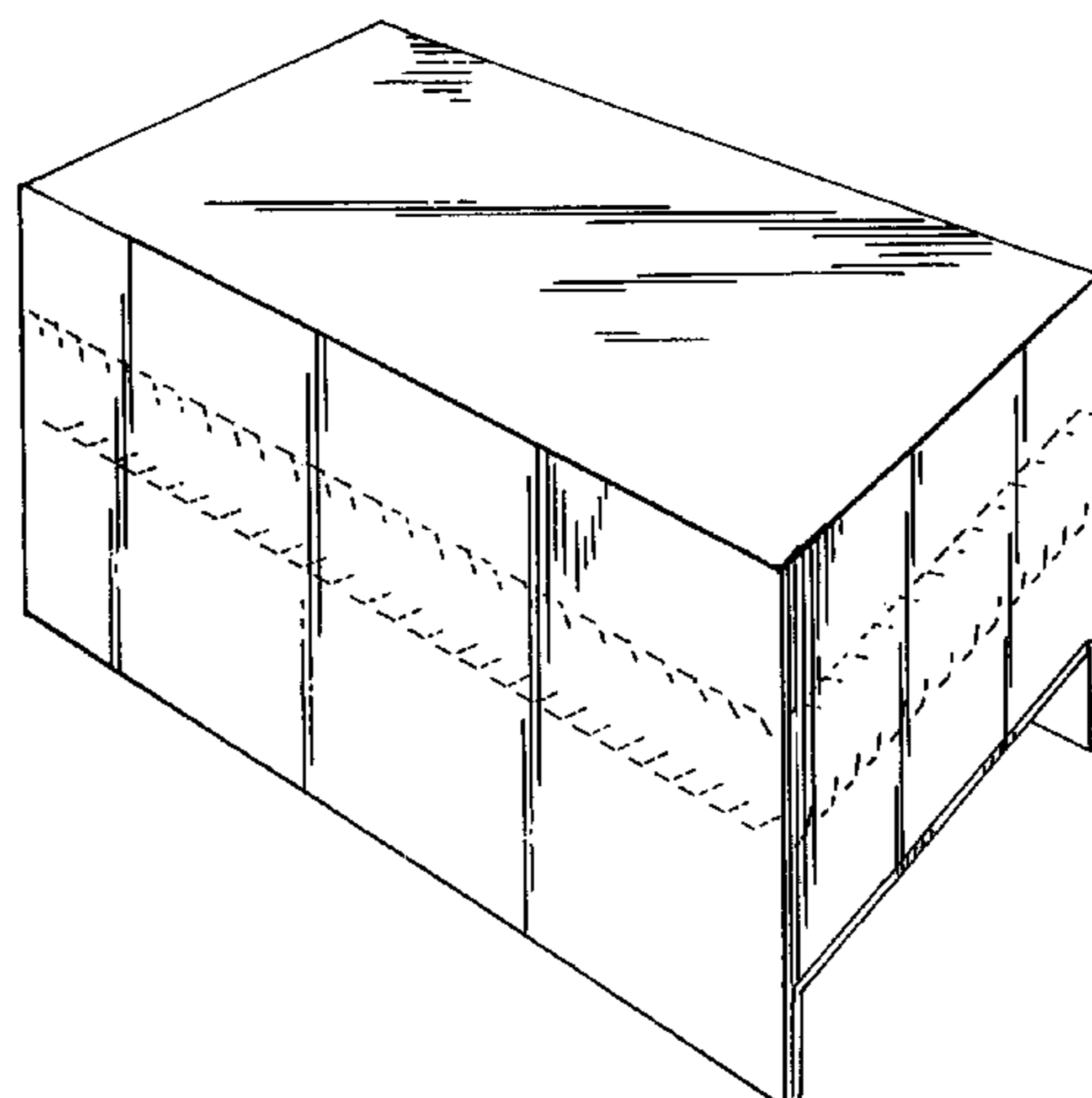
FIG. 5 is a right side elevation of the joined tray and lid of  
FIG. 1, the left side elevation view being the mirror image  
thereof.

FIG. 6 is a perspective view of a second embodiment of the  
joined tray and lid; and,

FIG. 7 is a perspective view of a third embodiment of the  
joined tray and lid.

Portions of the figures shown in broken lines form no part of  
the claimed invention.

**1 Claim, 5 Drawing Sheets**



# US D548,583 S

Page 2

## U.S. PATENT DOCUMENTS

5,006,684 A 4/1991 Wendt et al.  
5,039,833 A 8/1991 Woods  
5,077,455 A 12/1991 Peleg et al.  
5,144,106 A 9/1992 Kearns et al.  
5,153,402 A 10/1992 Quick et al.  
5,227,599 A 7/1993 Mason et al.  
5,247,149 A 9/1993 Peleg  
5,252,793 A 10/1993 Woods  
5,267,686 A 12/1993 Gulliver et al.  
5,416,304 A 5/1995 De La Cruz et al.  
5,416,305 A 5/1995 Tambelli  
5,632,379 A 5/1997 Frost  
5,881,948 A 3/1999 Correll  
6,054,698 A 4/2000 Mast  
6,303,914 B1 10/2001 Bono et al.  
6,359,272 B1 3/2002 Sadek et al.  
6,629,607 B1 10/2003 Gibson  
6,744,028 B2 6/2004 Chisholm et al.  
6,818,873 B2 11/2004 Savage et al.  
6,847,021 B2 1/2005 Lefevre et al.

6,906,299 B2 6/2005 Watkins  
6,915,949 B1 7/2005 Economopoulos  
2004/0023000 A1 2/2004 Young et al.  
2004/0026414 A1 2/2004 Murphy  
2004/0062839 A1 4/2004 Pederson  
2004/0121049 A1 6/2004 Ebner et al.  
2004/0234653 A1 11/2004 Cogley et al.  
2005/0040162 A1 2/2005 Zhang et al.  
2005/0109772 A1 5/2005 Thorpe et al.  
2005/0133500 A1 6/2005 Brooks et al.

## FOREIGN PATENT DOCUMENTS

EP 0991350 4/2005  
JP 61165526 7/1986  
WO WO 91/05448 4/1991  
WO WO 01/23275 4/2001  
WO WO 05/030020 4/2005  
WO WO 05/032318 4/2005

\* cited by examiner

FIG. 1

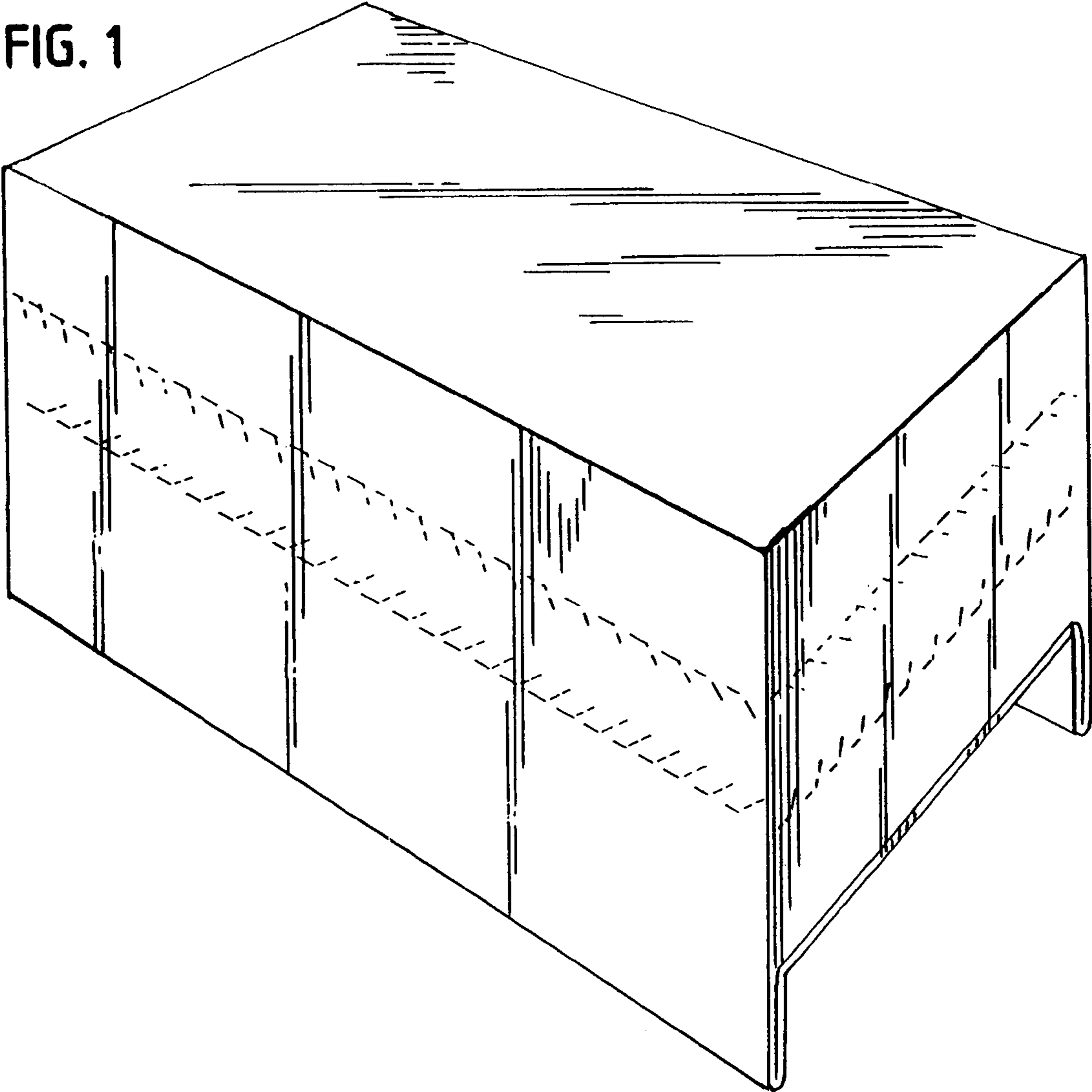


FIG. 2

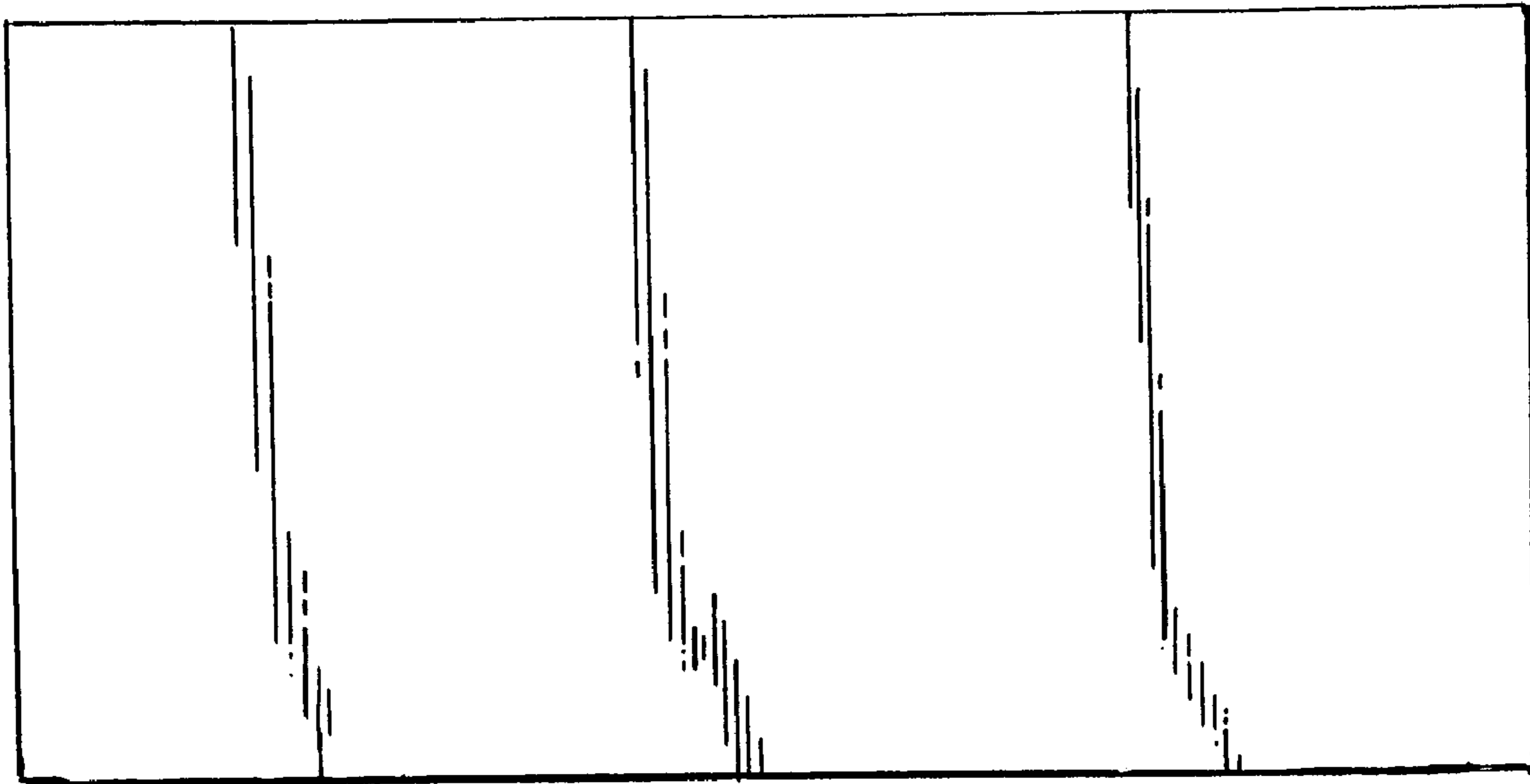


FIG. 3

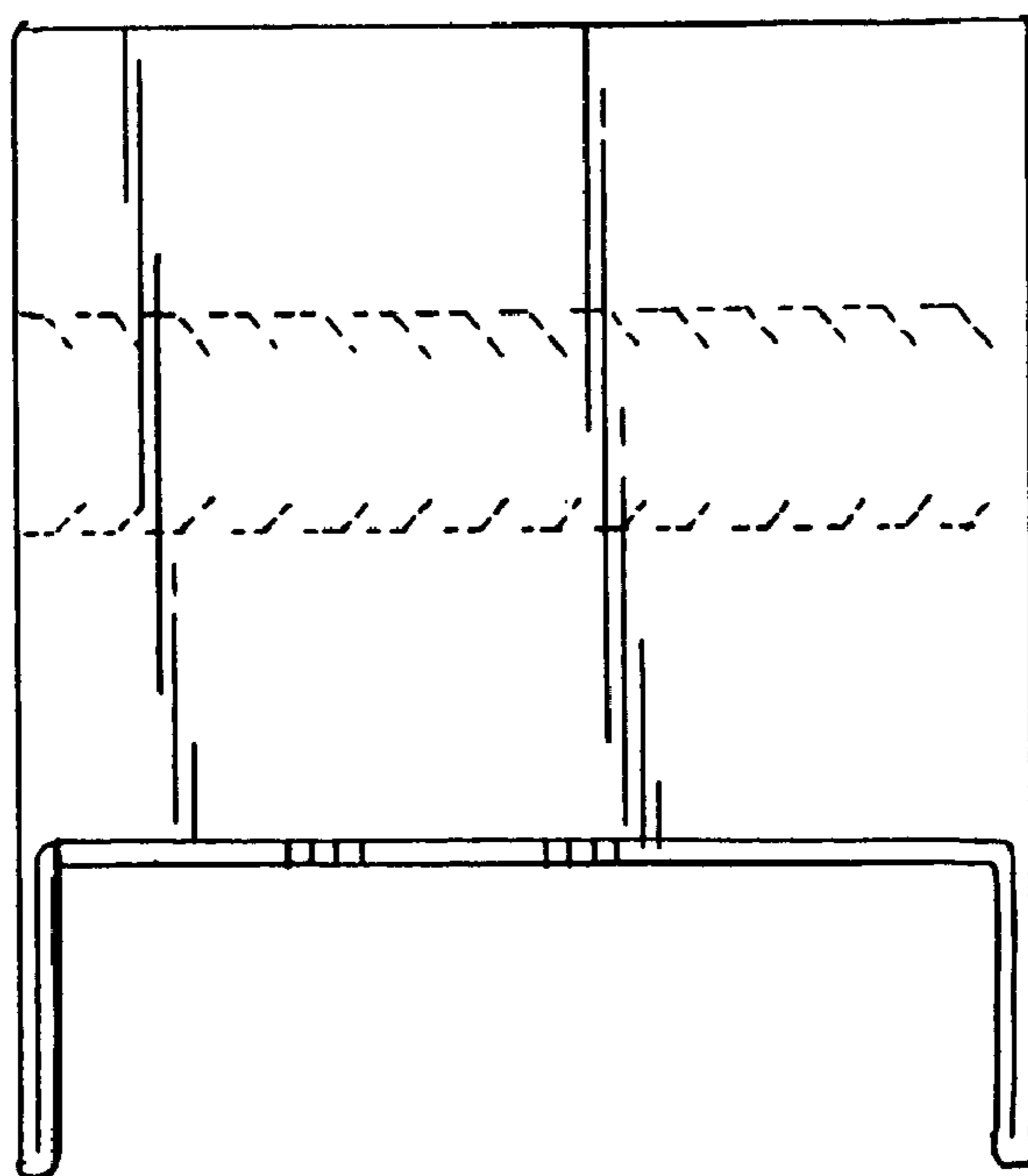


FIG. 4

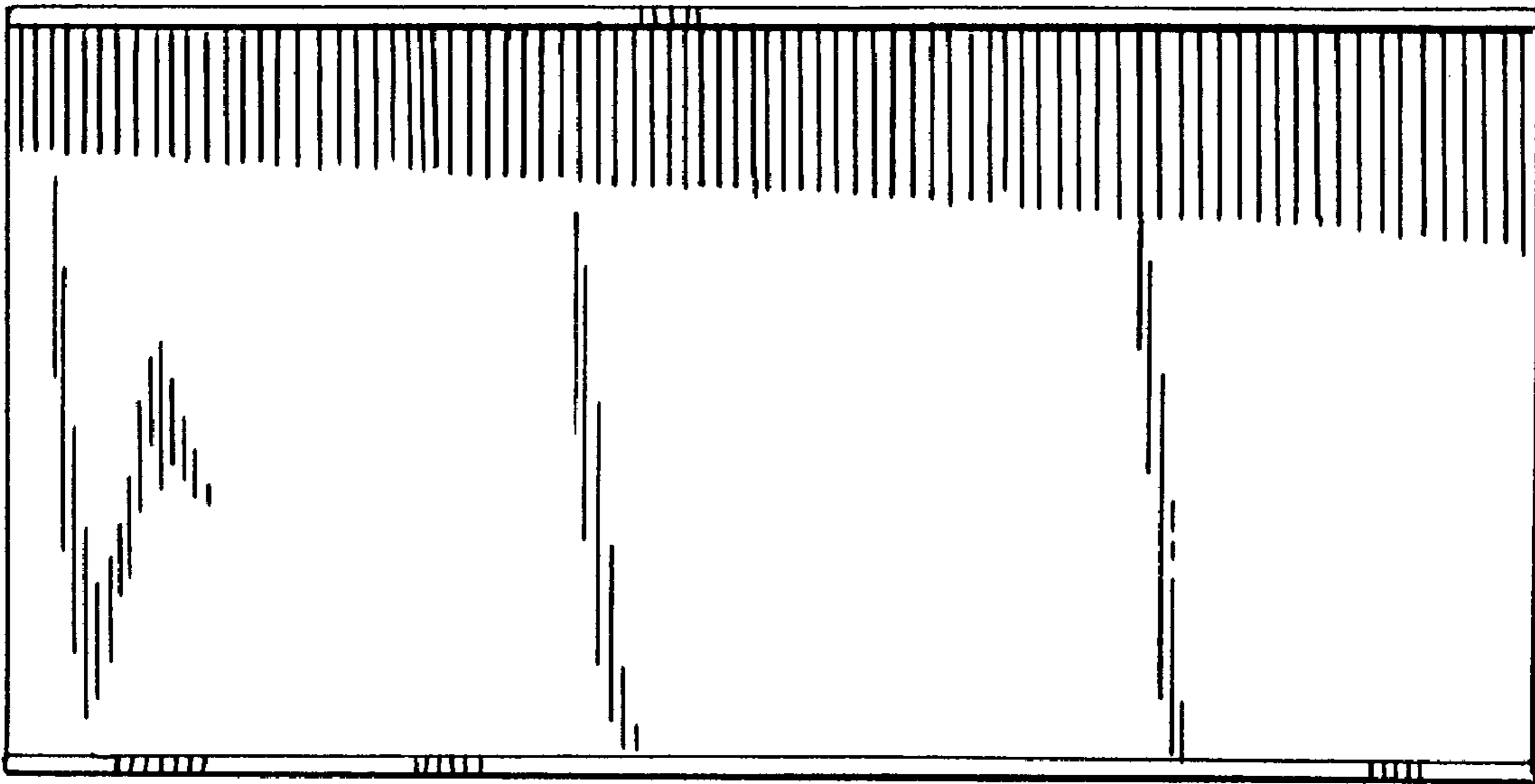


FIG. 5

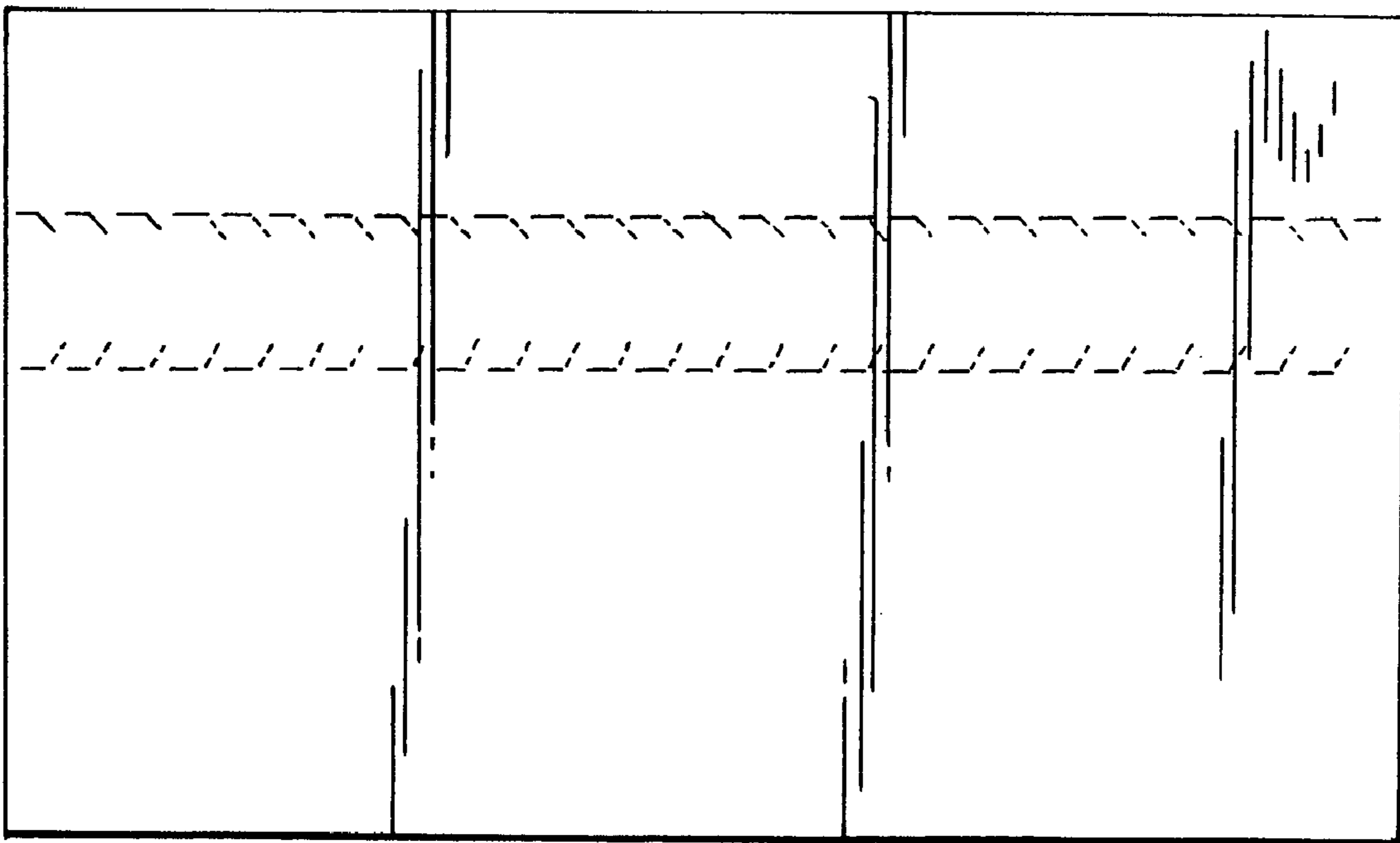


FIG. 6

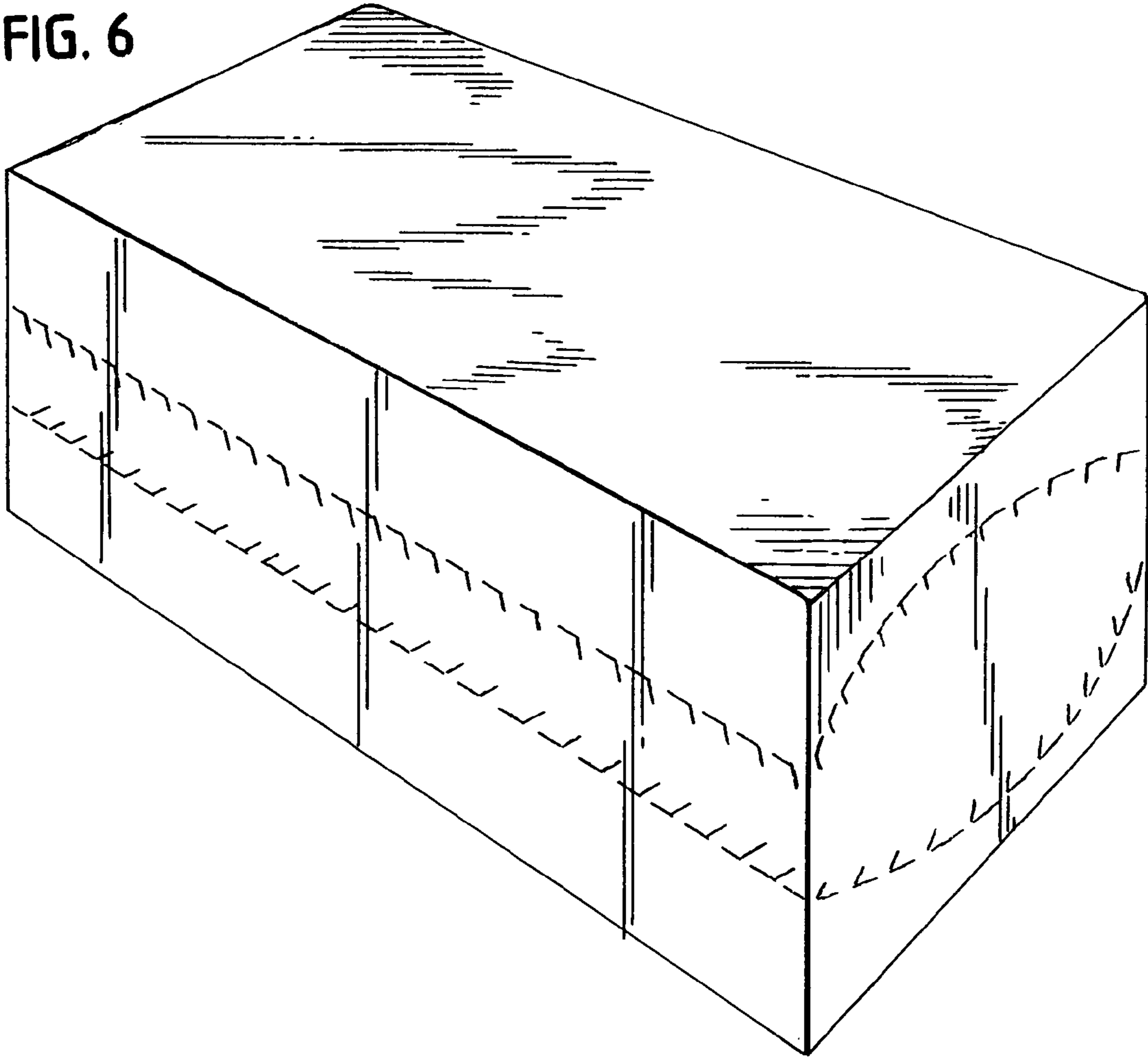


FIG. 7

