

US00D548567S

(12) **United States Design Patent** (10) **Patent No.:** **US D548,567 S**  
**Smaldone** (45) **Date of Patent:** **\*\* Aug. 14, 2007**

(54) **OVAL LOCK**

*Primary Examiner*—Mitchell Siegel  
(74) *Attorney, Agent, or Firm*—Steven Horowitz

(75) **Inventor:** **Alfonso Smaldone**, Brooklyn, NY (US)

(73) **Assignee:** **Safe Skies LLC**, New York, NY (US)

(57) **CLAIM**

(\*\*) **Term:** **14 Years**

The ornamental design for an oval lock, as shown and described.

(21) **Appl. No.:** **29/253,609**

(22) **Filed:** **Feb. 8, 2006**

**DESCRIPTION**

(51) **LOC (8) Cl.** ..... **08-07**

(52) **U.S. Cl.** ..... **D8/334**

(58) **Field of Classification Search** ..... D8/330–348;  
70/20–29, 53, 58, 233, 38 R, 38 A, 38 B,  
70/DIG. 9, DIG. 63, DIG. 70

See application file for complete search history.

FIG. 1 is a front elevational view of the lock of the present invention showing my new design;

FIG. 2 is a rear elevational view thereof;

FIG. 3 is a right side view thereof;

FIG. 4 is a left side view thereof;

FIG. 5 is a bottom view thereof;

FIG. 6 is a top view thereof;

FIG. 7 is a perspective view thereof;

FIG. 8 is a rear elevational view of a second alternative embodiment of the present invention shown in FIG. 2 without the shackle blocker;

FIG. 9 is a perspective view of the second alternative embodiment shown in FIG. 8; and,

FIG. 10 is a top view of the second alternative embodiment shown in FIG. 8.

(56) **References Cited**

**U.S. PATENT DOCUMENTS**

D316,955 S *	5/1991	Goida et al. ....	D8/334
D372,187 S *	7/1996	Ling .....	D8/334
D434,635 S *	12/2000	Ruan .....	D8/334
D453,467 S *	2/2002	Nakamura .....	D8/334
D472,790 S *	4/2003	Lai .....	D8/334
D486,720 S *	2/2004	Ling .....	D8/334
D497,303 S *	10/2004	Sun .....	D8/334
D535,548 S *	1/2007	Lin .....	D8/334

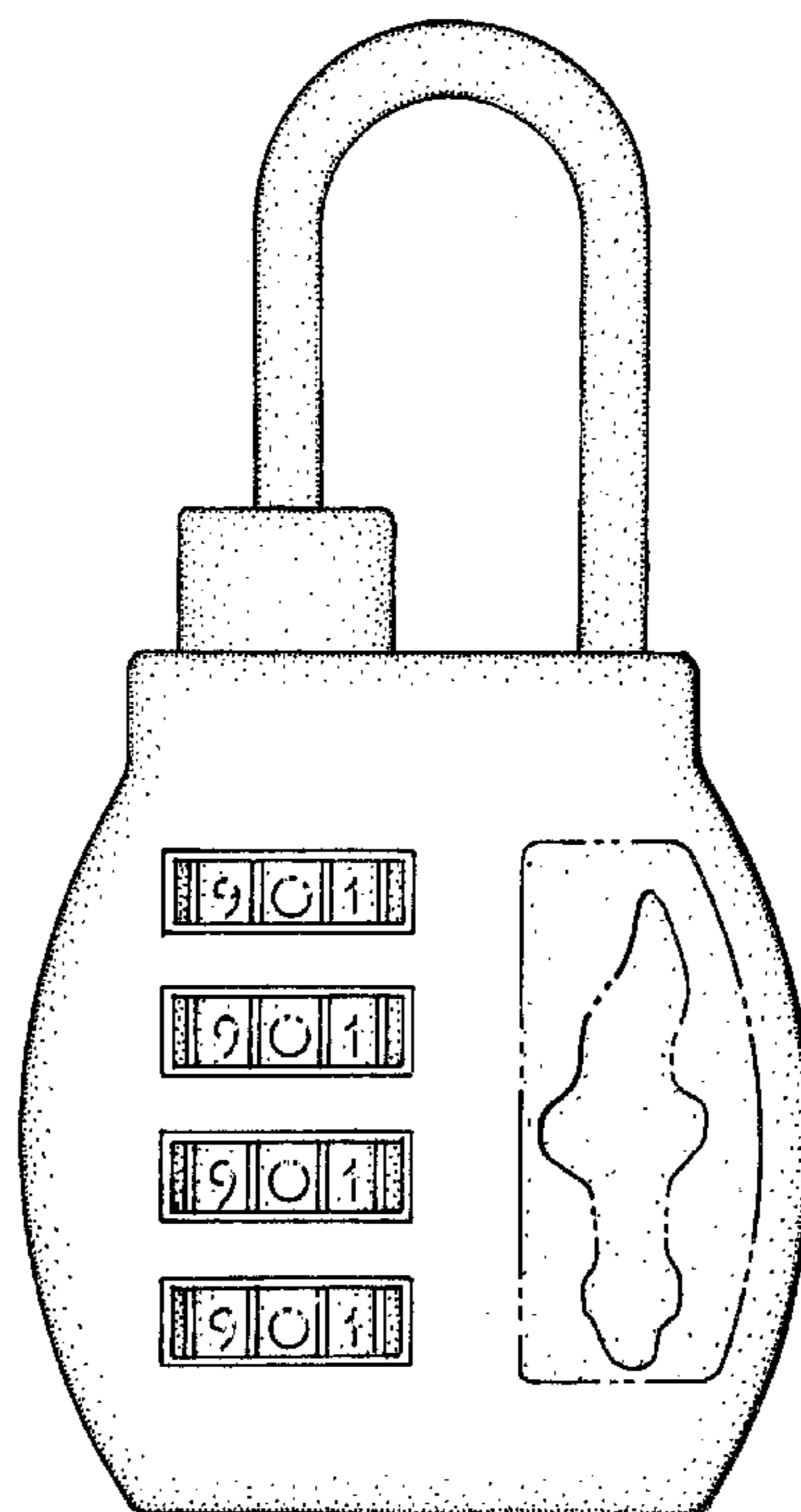
**OTHER PUBLICATIONS**

www.tamperseal.com, Search Alert TSA Luggage Locks: Search Alert Case TSA Lock, Apr. 27, 2006; Relevant p.: 2 of 2.

The broken line showing is included for the purpose of illustrating and forms no part of the claimed design.

\* cited by examiner

**1 Claim, 3 Drawing Sheets**



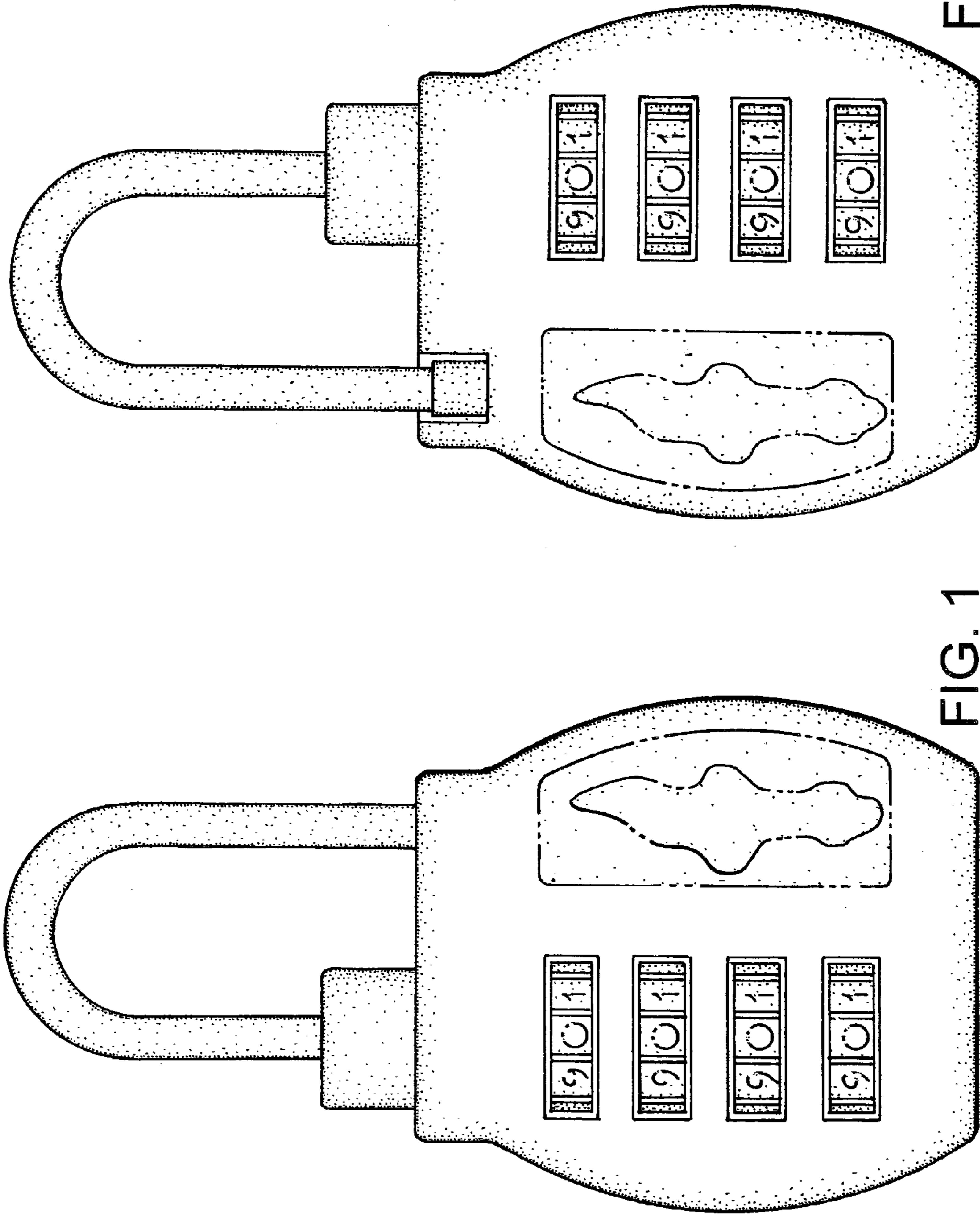


FIG. 2

FIG. 1

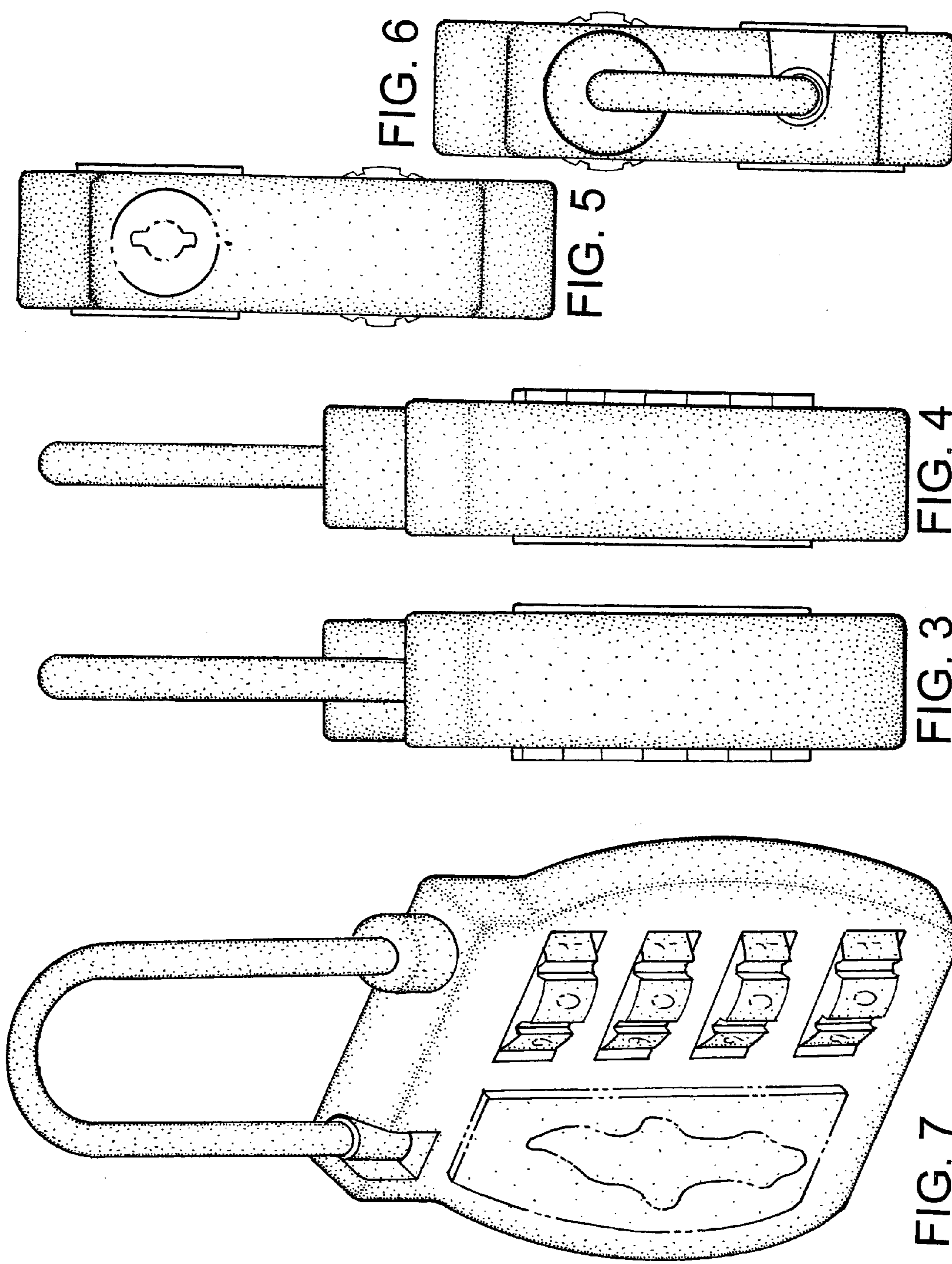


FIG. 6

FIG. 5

FIG. 4

FIG. 3

FIG. 7

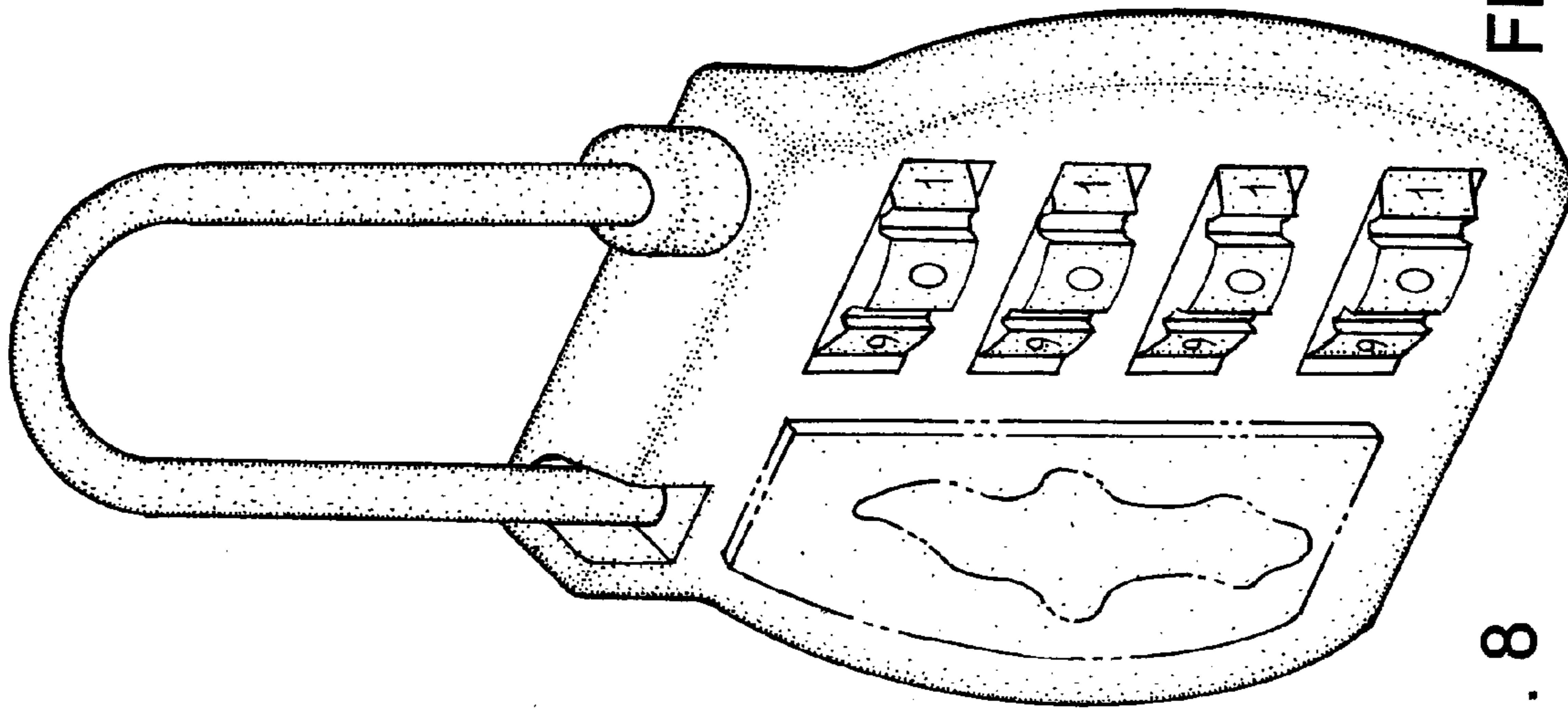


FIG. 8

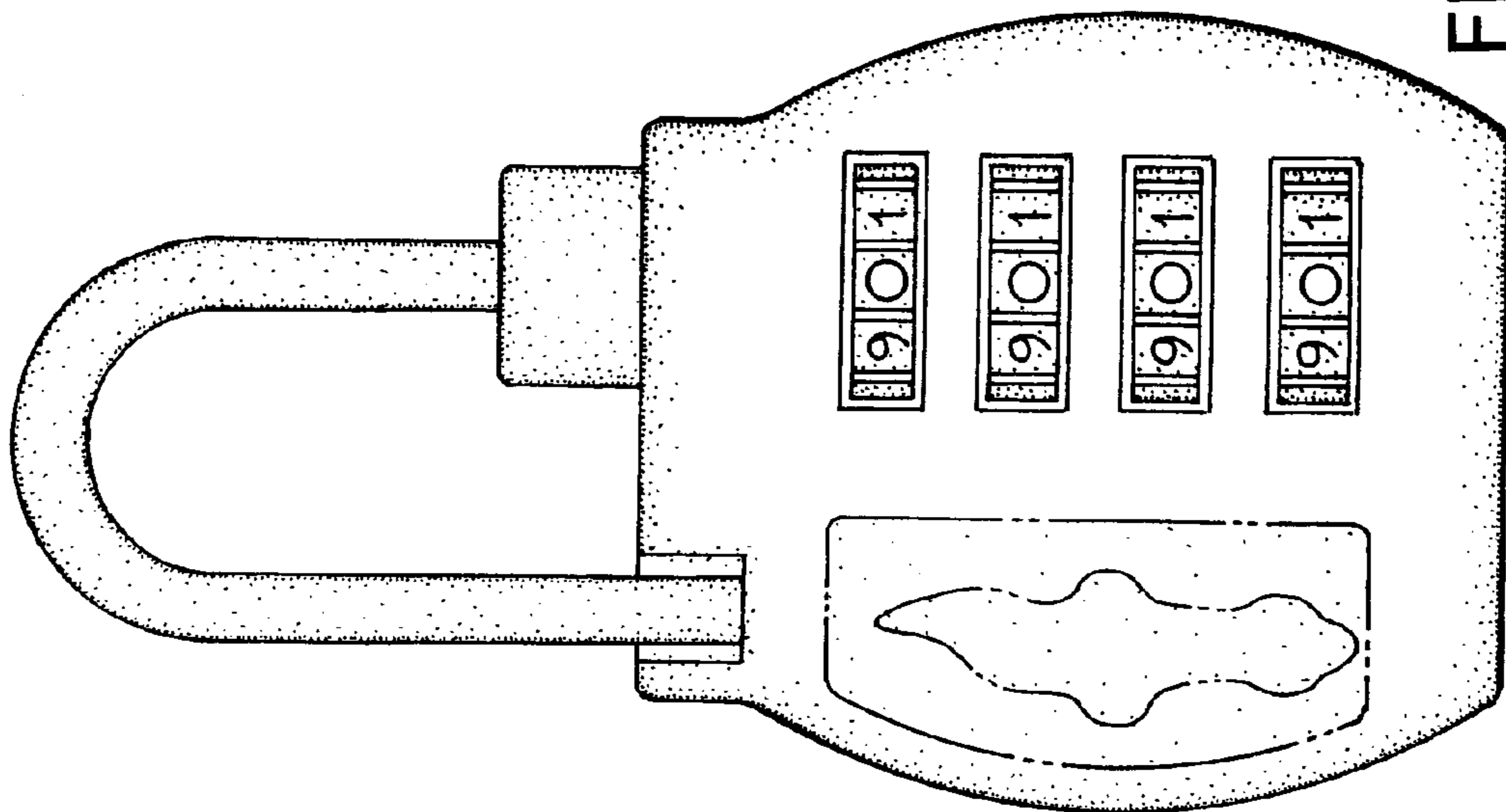


FIG. 9

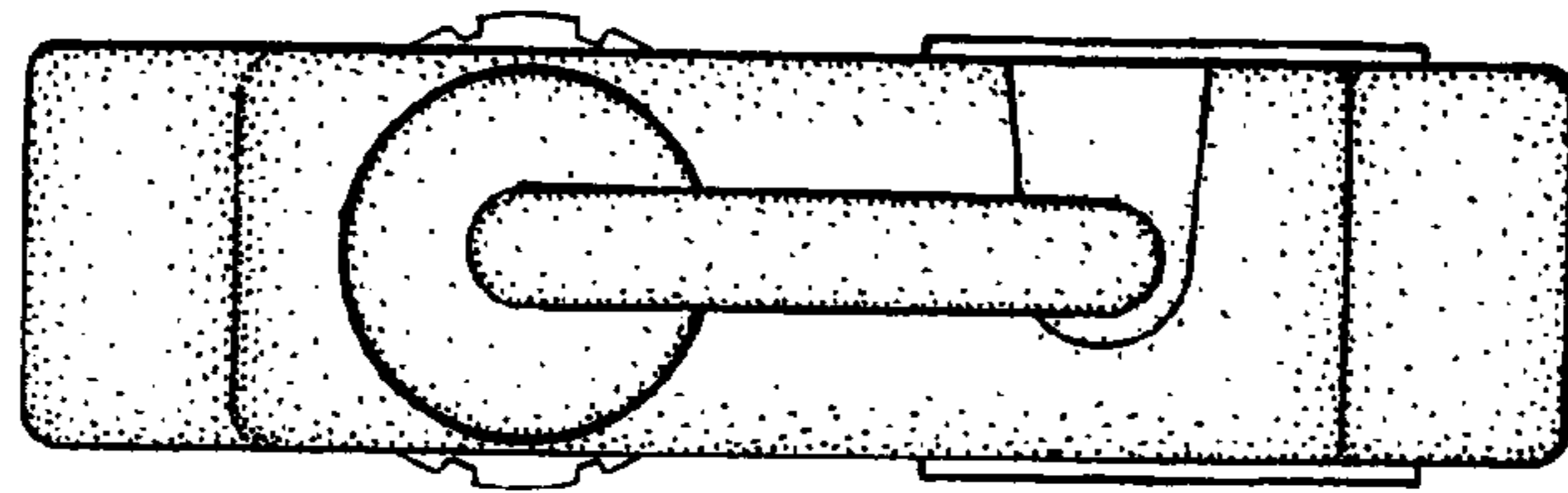


FIG. 10