

US00D548553S

(12) **United States Design Patent**  
**Hsieh**

(10) **Patent No.:** **US D548,553 S**

(45) **Date of Patent:** **\*\* Aug. 14, 2007**

(54) **ADJUSTABLE WRENCH**

(76) Inventor: **Chih-Ching Hsieh**, No. 367, Pei Yang Road, Fleng Yuan City, Taichung Hsien (TW)

(\*\*) Term: **14 Years**

(21) Appl. No.: **29/242,312**

(22) Filed: **Nov. 9, 2005**

(51) **LOC (8) Cl.** ..... **08-05**

(52) **U.S. Cl.** ..... **D8/22**

(58) **Field of Classification Search** ..... D8/17,

D8/21-29; 81/98, 99, 100, 126, 129, 165, 81/166-170, 172, 133, 129.5, 37, 341, 63.2, 81/61, 62, 142, 144, 171, 55

See application file for complete search history.

(56) **References Cited**

**U.S. PATENT DOCUMENTS**

3,358,533	A *	12/1967	Wren	81/128
D321,310	S *	11/1991	Toyoshima	D8/22
D321,311	S *	11/1991	Toyoshima	D8/22
D326,038	S *	5/1992	Murayama	D8/22
5,305,667	A *	4/1994	Caballero	81/165
D357,618	S *	4/1995	Macor	D8/28
D388,296	S *	12/1997	Wei	D8/28

D427,033	S *	6/2000	Wilkinson	D8/22
6,098,506	A *	8/2000	Clegg	81/170
D443,189	S *	6/2001	Li-Chen	D8/28
D462,233	S *	9/2002	Jørgensen	D7/400
D478,794	S *	8/2003	Kramer	D8/22
6,848,343	B2 *	2/2005	Wu	81/170

**OTHER PUBLICATIONS**

Proto tool catalog, dated 1980 p. 106.\*

\* cited by examiner

*Primary Examiner*—Raphael Barkai

*Assistant Examiner*—Randall H. Gholson

(74) *Attorney, Agent, or Firm*—Troxell Law Office, PLLC

(57) **CLAIM**

The ornamental design for an adjustable wrench, as shown.

**DESCRIPTION**

FIG. 1 is a perspective view of an adjustable wrench;

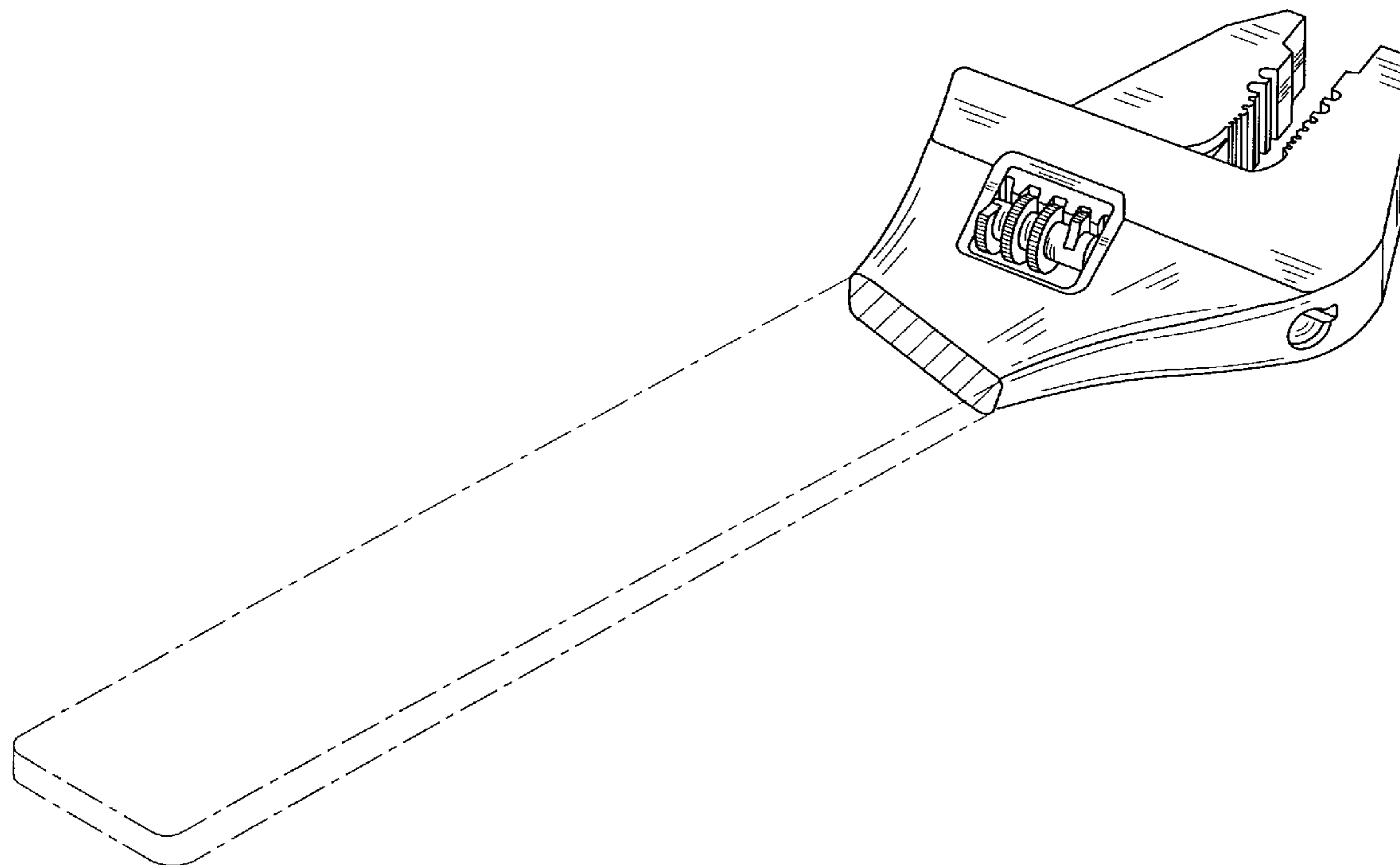
FIG. 2 is a front view thereof;

FIG. 3 is a rear view thereof;

FIG. 4 is a left side view thereof; and,

FIG. 5 is a right side view thereof.

**1 Claim, 3 Drawing Sheets**



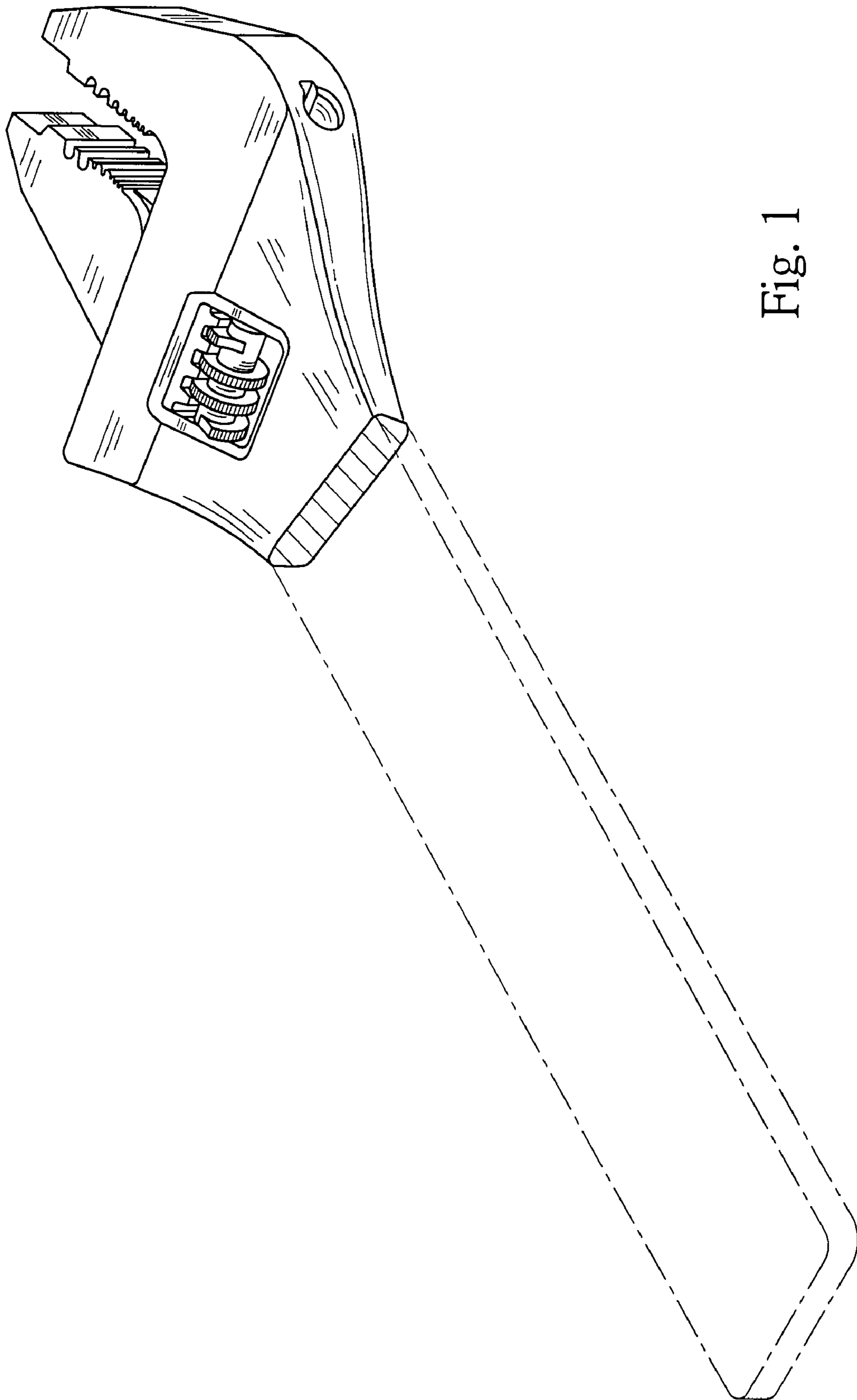


Fig. 1

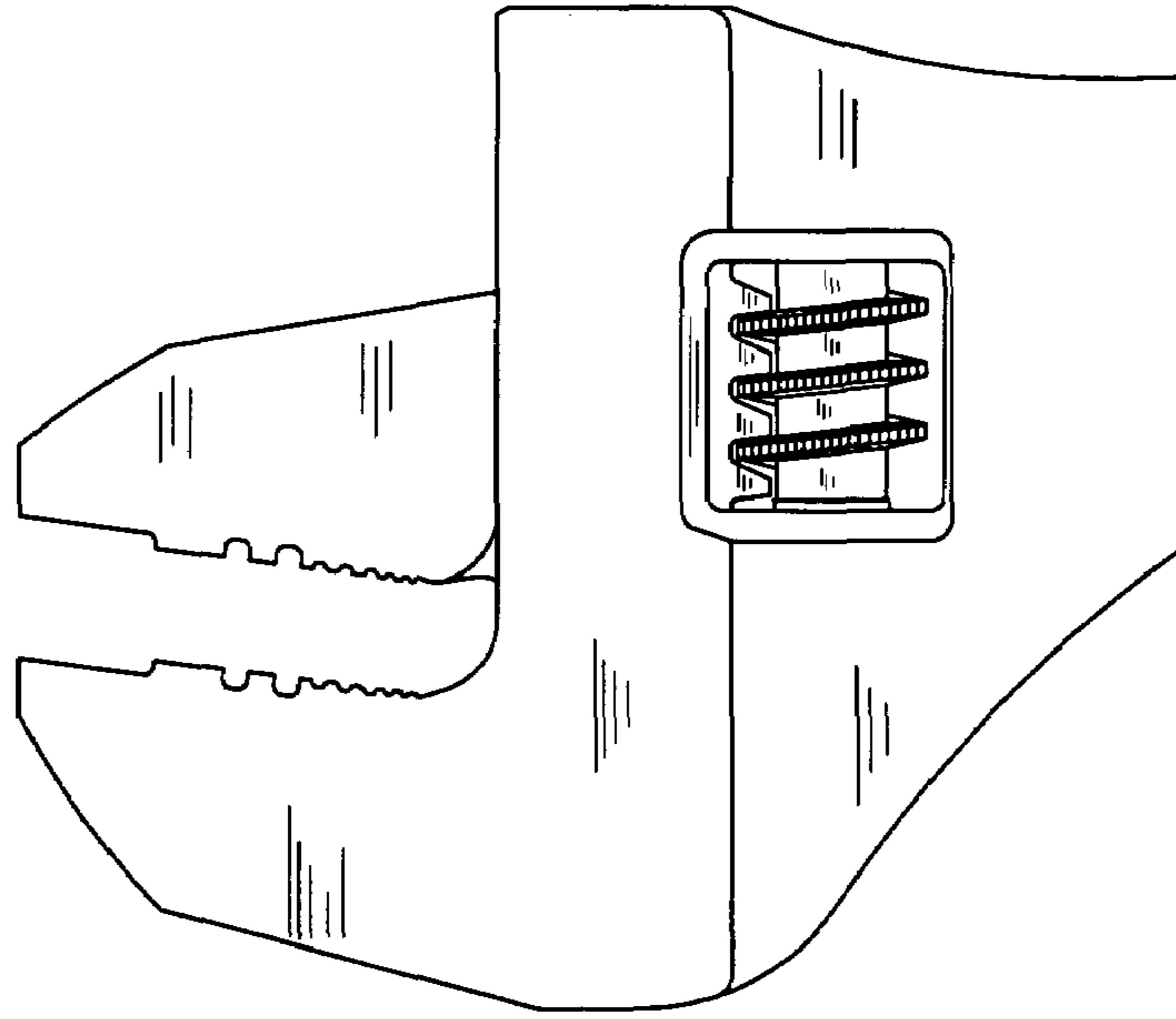


Fig. 3

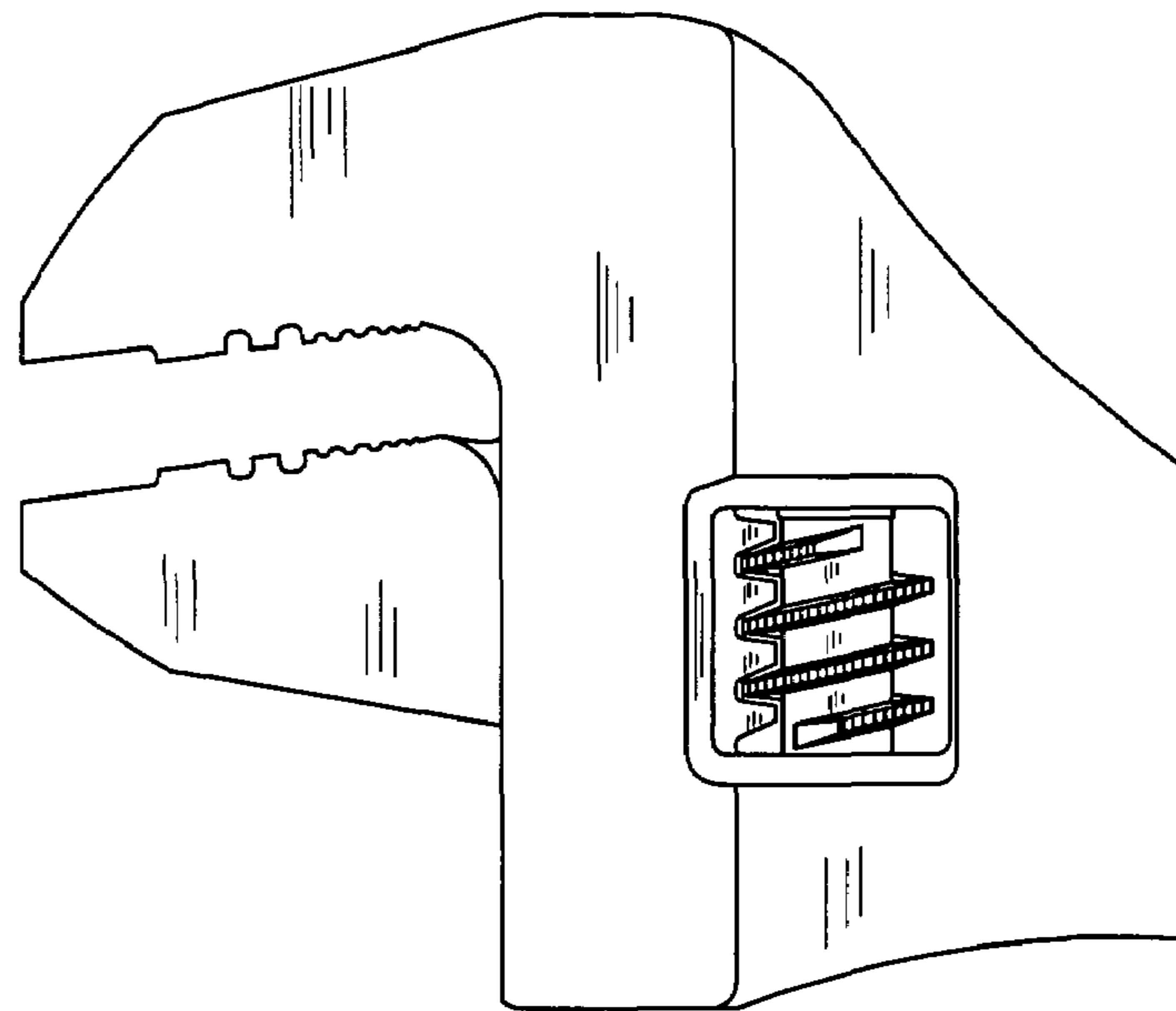


Fig. 2

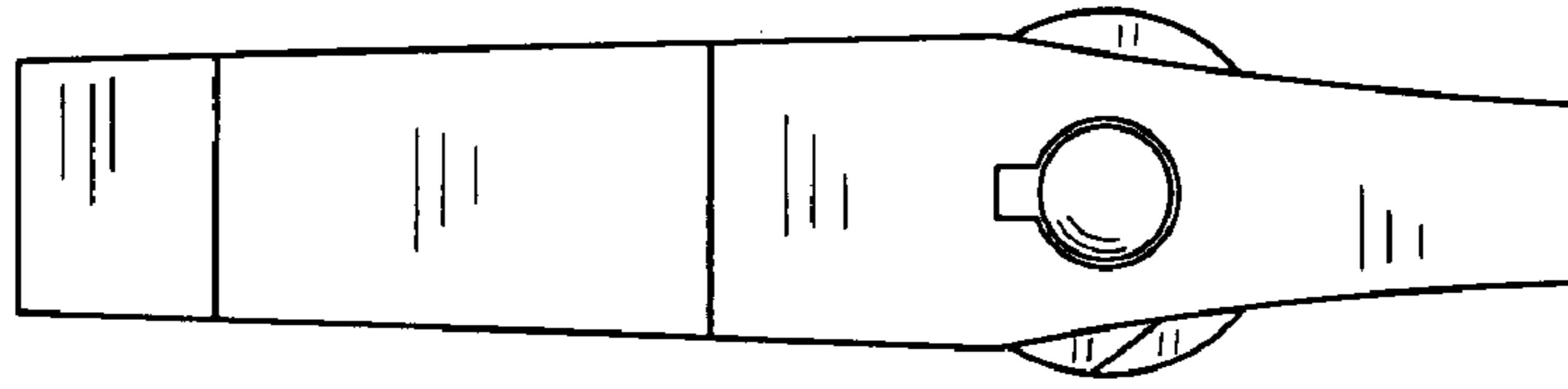


Fig. 5

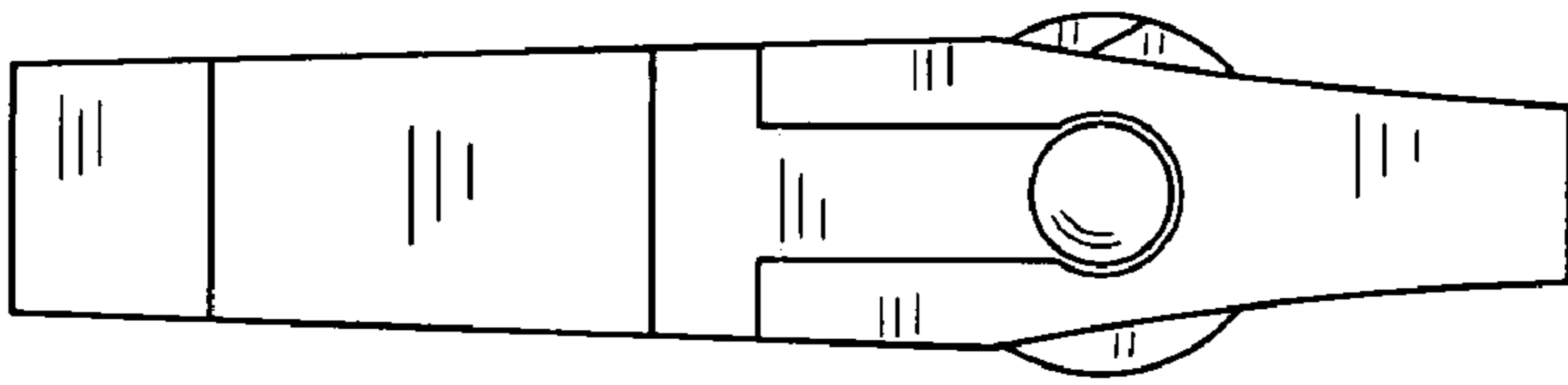


Fig. 4