



US00D548545S

(12) **United States Design Patent**
Shane-Schuldt

(10) **Patent No.:** **US D548,545 S**

(45) **Date of Patent:** **** Aug. 14, 2007**

(54) **SPOON**

(75) Inventor: **Diane Shane-Schuldt**, Sherrill, NY
(US)

(73) Assignee: **Oneida, Ltd.**, Oneida, NY (US)

(**) Term: **14 Years**

(21) Appl. No.: **29/270,284**

(22) Filed: **Dec. 19, 2006**

(51) **LOC (8) Cl.** **07-03**

(52) **U.S. Cl.** **D7/653**

(58) **Field of Classification Search** D7/368,
D7/401.2, 642-664, 688-692, 669, 675, 676,
D7/683; 30/137, 141, 142, 340, 147-150,
30/322-329, 342-345; 416/70 R
See application file for complete search history.

(56) **References Cited**

U.S. PATENT DOCUMENTS

D175,100 S *	7/1955	Berk	D7/653
D231,893 S *	6/1974	Manderfield	D7/653
D275,069 S *	8/1984	Laslo	D7/664
D463,957 S *	10/2002	Junko	D7/653
D489,943 S *	5/2004	Shane-Schuldt	D7/653

D489,944 S *	5/2004	Shane-Schuldt	D7/653
D489,946 S *	5/2004	Shane-Schuldt	D7/653
D490,662 S *	6/2004	Shane-Schuldt	D7/653
D535,158 S *	1/2007	Ito	D7/653

* cited by examiner

Primary Examiner—Cathron C. Brooks

Assistant Examiner—Ricky Pham

(74) *Attorney, Agent, or Firm*—Marjama & Bilinski LLP

(57) **CLAIM**

The ornamental design for a spoon, as shown and described.

DESCRIPTION

FIG. 1 is a to plan view of a spoon, illustrating my new Design;

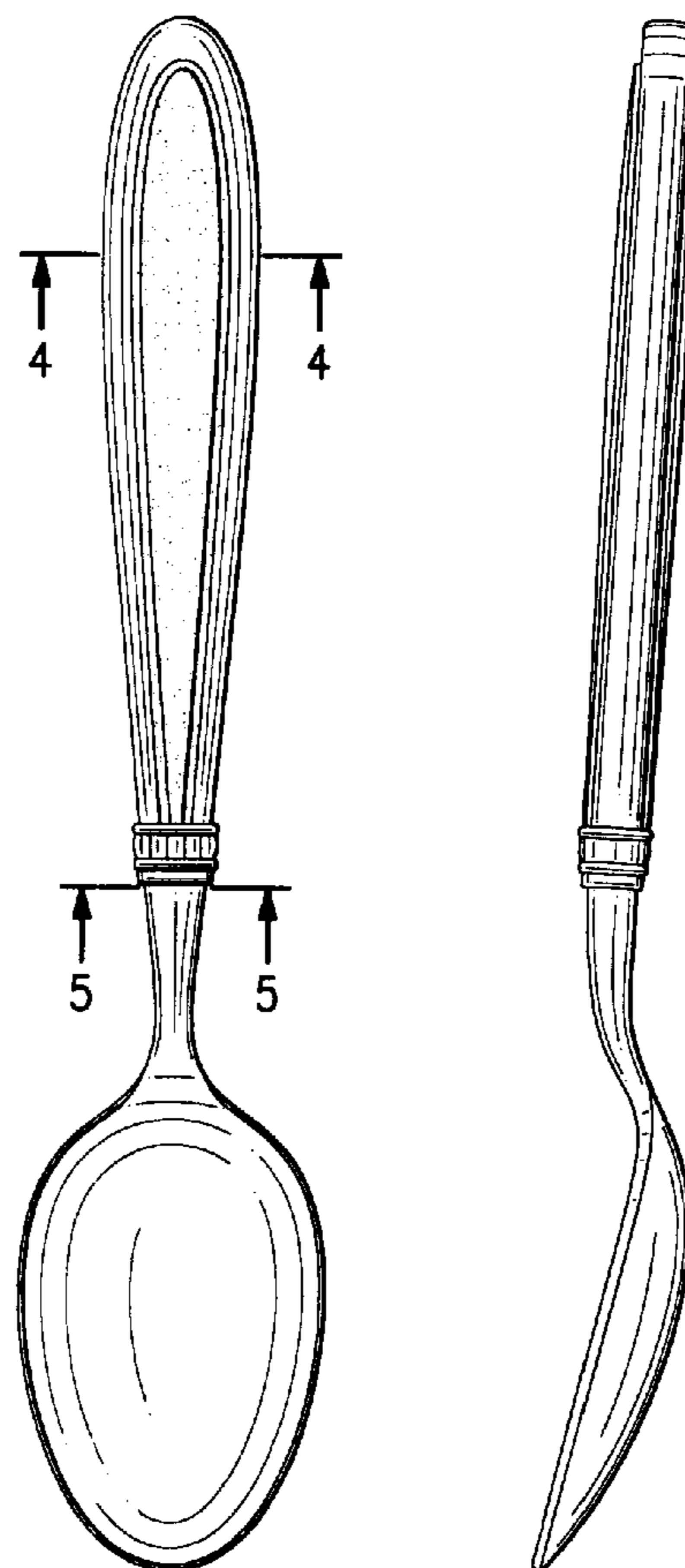
FIG. 2 is a right side view thereof; the left side view being a mirror image;

FIG. 3 is a bottom view thereof;

FIG. 4 is a cross-sectional view thereof; taken through line 4—4 of FIG. 1; and,

FIG. 5 is a cross-sectional view thereof; taken through line 5—5 of FIG. 1.

1 Claim, 1 Drawing Sheet



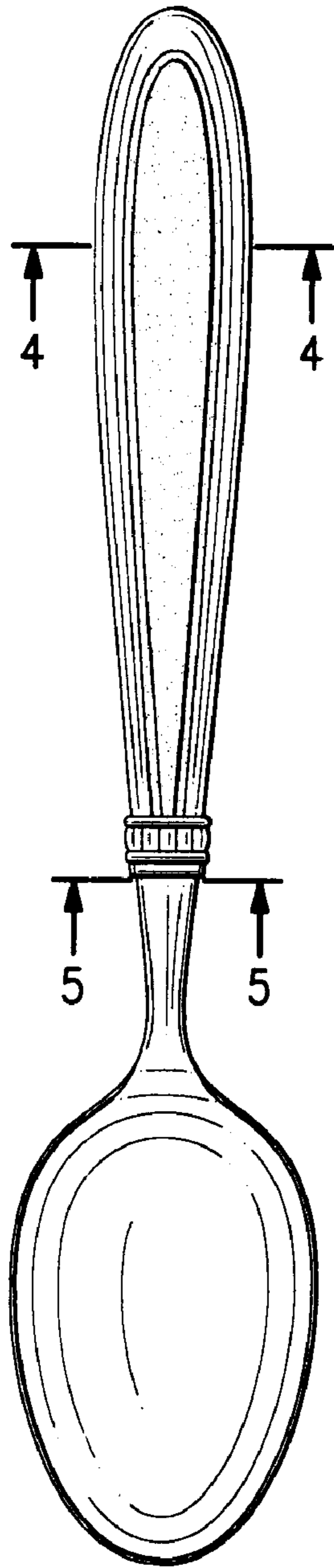


FIG. 1




FIG. 2

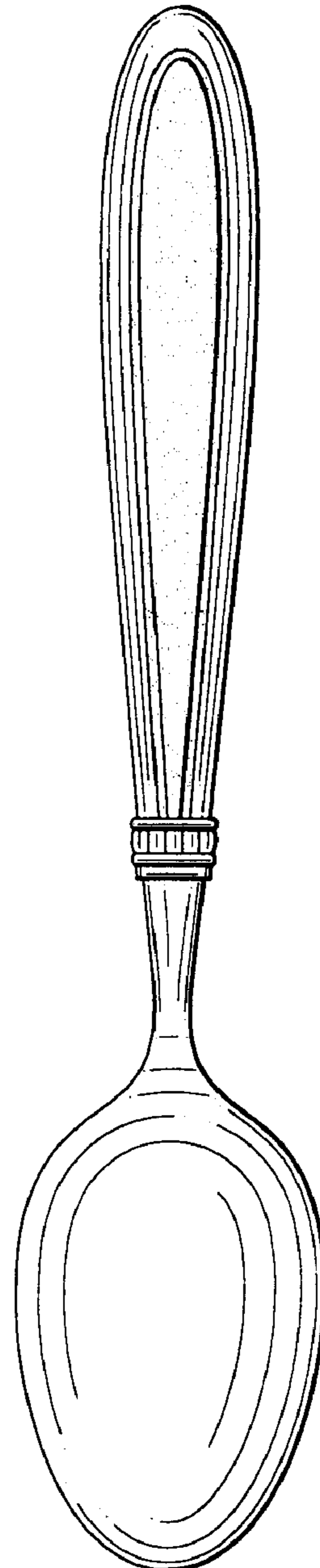


FIG. 3



FIG. 4



FIG. 5