

US00D548543S

(12) **United States Design Patent**
Izaki

(10) **Patent No.:** **US D548,543 S**

(45) **Date of Patent:** **** Aug. 14, 2007**

(54) **KNIFE HANDLE**

(75) Inventor: **Shinji Izaki**, Osaka (JP)

(73) Assignee: **Zwilling J.A. Henckels AG**, Solingen (DE)

(**) Term: **14 Years**

(21) Appl. No.: **29/260,243**

(22) Filed: **May 22, 2006**

(30) **Foreign Application Priority Data**

Nov. 28, 2005 (EP) 000438288

(51) **LOC (8) Cl.** **07-03**

(52) **U.S. Cl.** **D7/649**

(58) **Field of Classification Search** D4/138;
D7/393, 395, 401.2, 642-646, 649-653, 662-664,
D7/688, 695-696; D8/10, 36, 75, 80, 83,
D8/87, 98, 99, 102, 107, 300, 303; D18/34.9;
D22/118; 30/123.5-123.7, 124-125, 128,
30/142-143, 147-149, 169, 295, 304, 316,
30/329, 340, 342-346, 353, 355, 394
See application file for complete search history.

(56) **References Cited**

U.S. PATENT DOCUMENTS

- D448,265 S * 9/2001 Chen D8/80
- D450,557 S * 11/2001 McCalla et al. D8/107
- D452,129 S * 12/2001 McCalla et al. D8/107
- D474,655 S * 5/2003 Schmidt D7/649
- D481,292 S * 10/2003 Chen D8/107
- D494,039 S * 8/2004 Tsai D8/107
- D497,523 S * 10/2004 Chen D7/650

- D499,886 S * 12/2004 Goulet et al. D4/138
- D513,580 S * 1/2006 Lin D8/107
- D514,419 S * 2/2006 Henriksen D8/98
- D524,120 S * 7/2006 Nottingham et al. D7/646
- D536,233 S * 2/2007 Lin D8/107

* cited by examiner

Primary Examiner—Cathron C. Brooks

Assistant Examiner—Ricky Pham

(74) *Attorney, Agent, or Firm*—Mayback & Hoffman, P.A.;
Gregory L. Mayback; Scott D. Smiley

(57) **CLAIM**

The ornamental design for a knife handle, as shown and described.

DESCRIPTION

FIG. 1 is a side elevational view of a knife handle according to the invention;

FIG. 2 is an elevational view from the front of the knife handle of FIG. 1;

FIG. 3 is an elevational view from the rear of the knife handle of FIG. 1;


FIG. 4 is a plan view the knife handle of FIG. 1 from above the handle;

FIG. 5 is a plan view the knife handle of FIG. 1 from below the handle; and,

FIG. 6 is a perspective view of the knife handle of FIG. 1 from a rear left side thereof.

The broken lines shown in FIGS. 1 & 6 are for illustrative purposes only and form no part of the claimed design.

1 Claim, 3 Drawing Sheets






FIG. 1

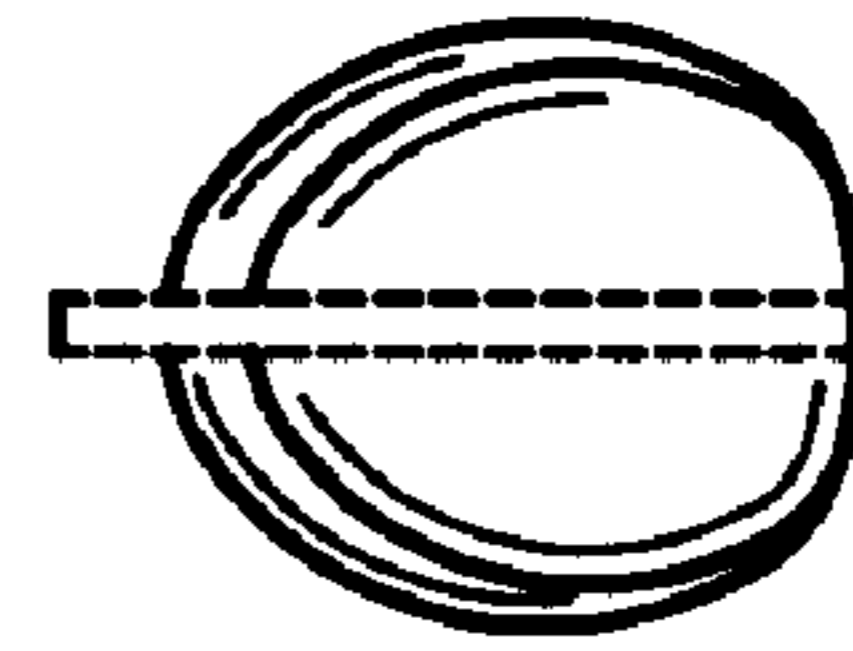


FIG. 2

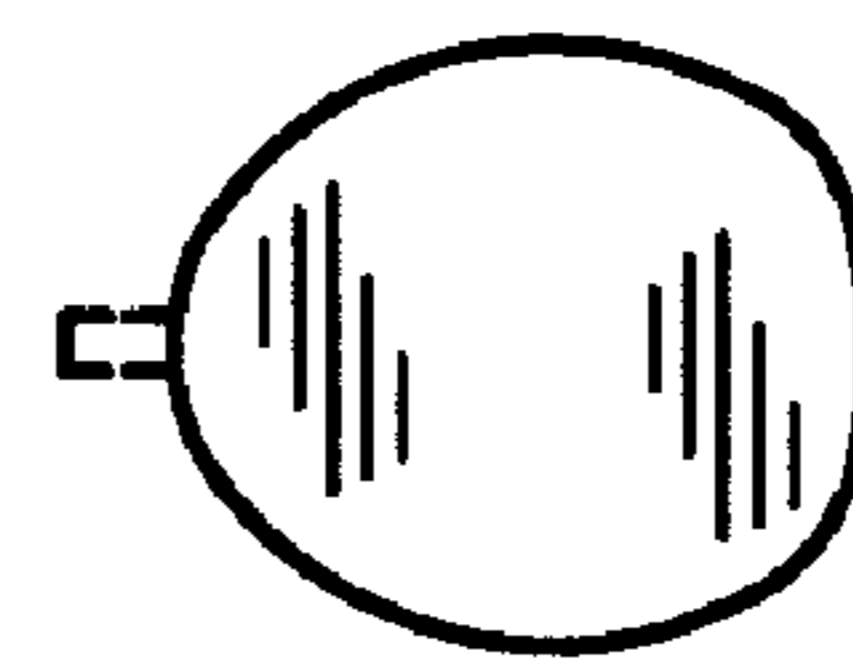


FIG. 3

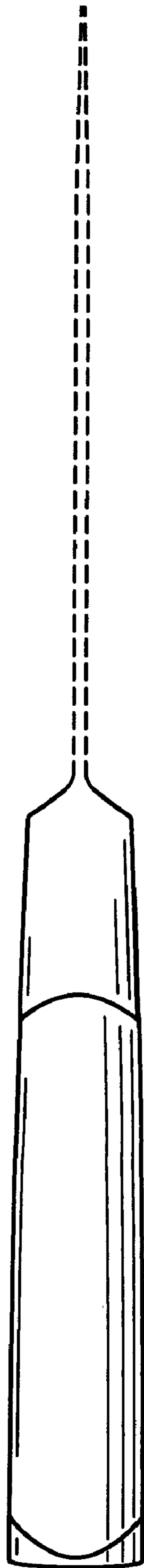


FIG. 4

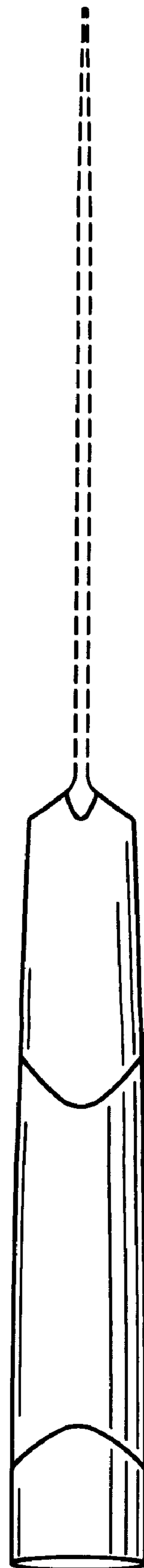


FIG. 5




FIG. 6