

US00D548541S

(12) **United States Design Patent**  
**Jackson**

(10) **Patent No.:** **US D548,541 S**

(45) **Date of Patent:** **\*\* Aug. 14, 2007**

(54) **BUCKET OF KNIVES**

(76) **Inventor:** **Dwight B. Jackson**, 204 Huckleberry  
La., Hoover, AL (US) 35226

(\*\*) **Term:** **14 Years**

(21) **Appl. No.:** **29/260,419**

(22) **Filed:** **May 25, 2006**

(51) **LOC (8) Cl.** ..... **07-06**

(52) **U.S. Cl.** ..... **D7/640**

(58) **Field of Classification Search** ..... D7/637-641;  
D19/65, 75, 77, 78, 81-85, 95, 99; 30/298.4;  
211/70, 60.1, 70.6, 70.7; 248/37.3, 37.6  
See application file for complete search history.

(56) **References Cited**

**U.S. PATENT DOCUMENTS**

2,446,016	A *	7/1948	Lessin	.....	211/70
D283,868	S *	5/1986	Kelly	.....	D7/640
D284,536	S *	7/1986	Kelly	.....	D7/641
5,350,065	A *	9/1994	Darrey	.....	206/373

D364,189	S *	11/1995	Trombly	.....	D19/77
D380,940	S *	7/1997	Conner	.....	D7/640
5,775,518	A *	7/1998	Connor	.....	211/70.7
6,854,186	B2 *	2/2005	Basden et al.	.....	30/298.4

\* cited by examiner

*Primary Examiner*—Terry A. Wallace

(57) **CLAIM**

The ornamental design of a bucket for knives, as shown and described.

**DESCRIPTION**


FIG. 1 is a perspective view of a bucket for knives, showing our new design with handle up carrying position.

FIG. 2 is a perspective view of a bucket for knives, showing our new design side view with the handle down position.

FIG. 3 is a top plan view thereof; and,

FIG. 4 is a top plan view thereof.

**1 Claim, 3 Drawing Sheets**






FIG. 1

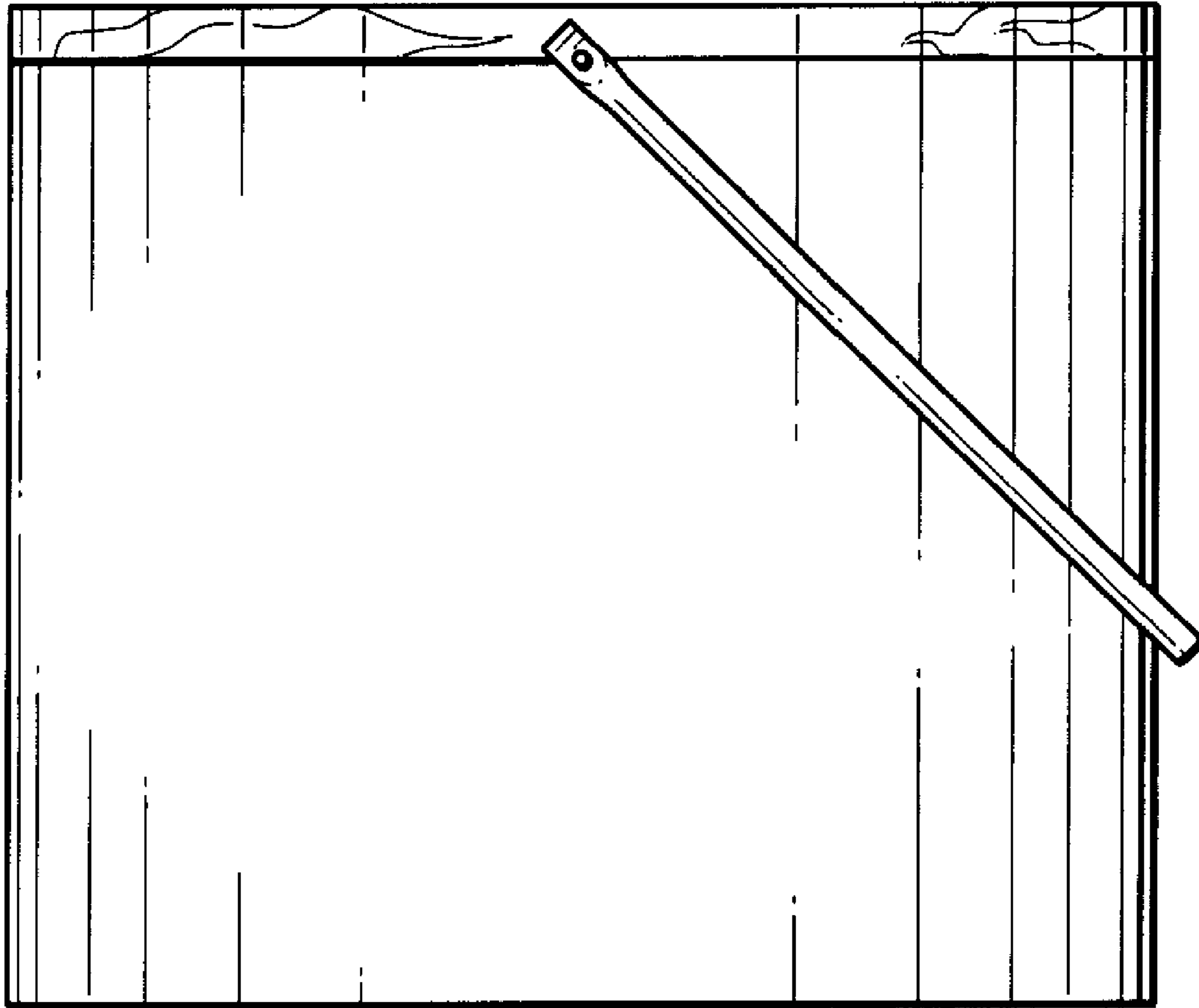


FIG. 2




FIG. 3

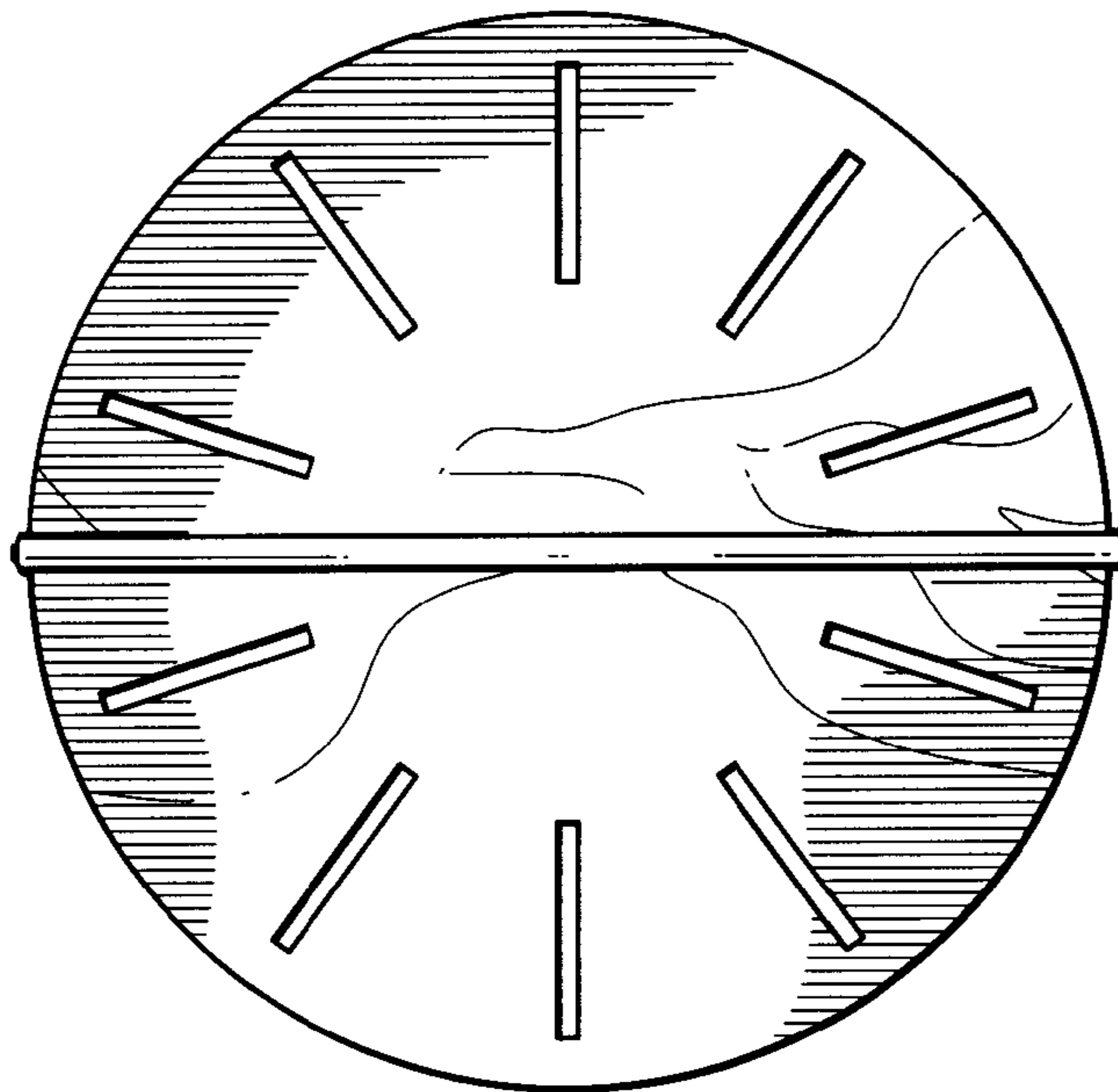


FIG. 4