

US00D548528S

(12) **United States Design Patent**  
**Cha et al.**

(10) **Patent No.:** **US D548,528 S**

(45) **Date of Patent:** **\*\* Aug. 14, 2007**

(54) **DRINKING GLASS**

(75) Inventors: **Jae Ho Cha**, Woodstock, GA (US);  
**Randall S. Brown**, Kennesaw, GA  
(US); **Michael Antonio Blanchet-Ruth**,  
Chicago, IL (US); **Daniel Young-Doo**  
**Chung**, Chicago, IL (US)

(73) Assignee: **The Coca-Cola Company**, Atlanta, GA  
(US)

(\*\*) Term: **14 Years**

(21) Appl. No.: **29/263,154**

(22) Filed: **Jul. 17, 2006**

(51) **LOC (8) Cl.** ..... **07-01**

(52) **U.S. Cl.** ..... **D7/523; D7/509**

(58) **Field of Classification Search** ..... D7/523,  
D7/530, 531, 532, 535, 509; 220/669, 592.16,  
220/592.17, 703; D9/555, 551; D26/11;  
215/387, DIG. 7; 206/520; D34/7, 9

See application file for complete search history.

(56) **References Cited**

**U.S. PATENT DOCUMENTS**

D113,154 S \* 1/1939 Wellman ..... D7/523  
D237,853 S \* 12/1975 Katz ..... D7/523  
D249,111 S \* 8/1978 Geyer ..... D7/523  
D332,373 S \* 1/1993 Kahl ..... D7/510  
D383,037 S \* 9/1997 Asberg ..... D7/511

D409,444 S \* 5/1999 Pelz et al. .... D7/523  
D422,179 S \* 4/2000 Stephenson ..... D7/510  
D434,272 S \* 11/2000 Johansen et al. .... D7/396.6  
D436,296 S \* 1/2001 Freed ..... D7/523  
6,311,861 B1 \* 11/2001 Policappelli ..... 220/669  
D457,783 S \* 5/2002 Bodum ..... D7/511  
D479,437 S \* 9/2003 Gluck ..... D7/523  
D480,267 S \* 10/2003 Freed et al. .... D7/510  
D498,382 S \* 11/2004 Davis ..... D7/300.1  
D514,386 S \* 2/2006 Yaniv ..... D7/522  
D518,333 S \* 4/2006 Gluck ..... D7/523  
D534,770 S \* 1/2007 Gluck ..... D7/532  
D535,152 S \* 1/2007 Gluck ..... D7/523

\* cited by examiner

*Primary Examiner*—M. N. Pandozzi

(74) *Attorney, Agent, or Firm*—Cheryl J. Tubach

(57) **CLAIM**

We claim the ornamental design for a drinking glass, as shown.

**DESCRIPTION**

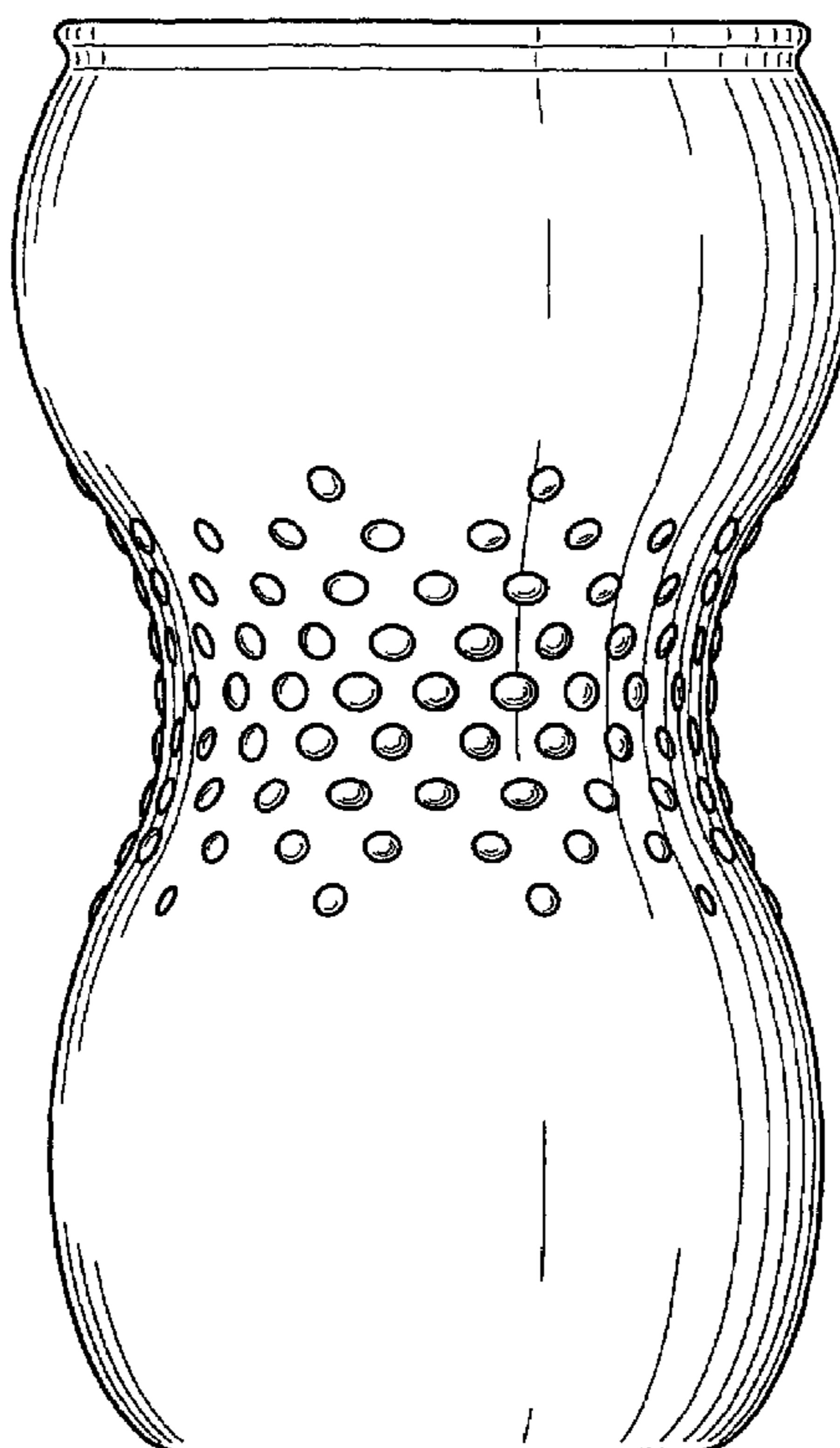
FIG. 1 is a top front perspective view of a drinking glass showing our new design;

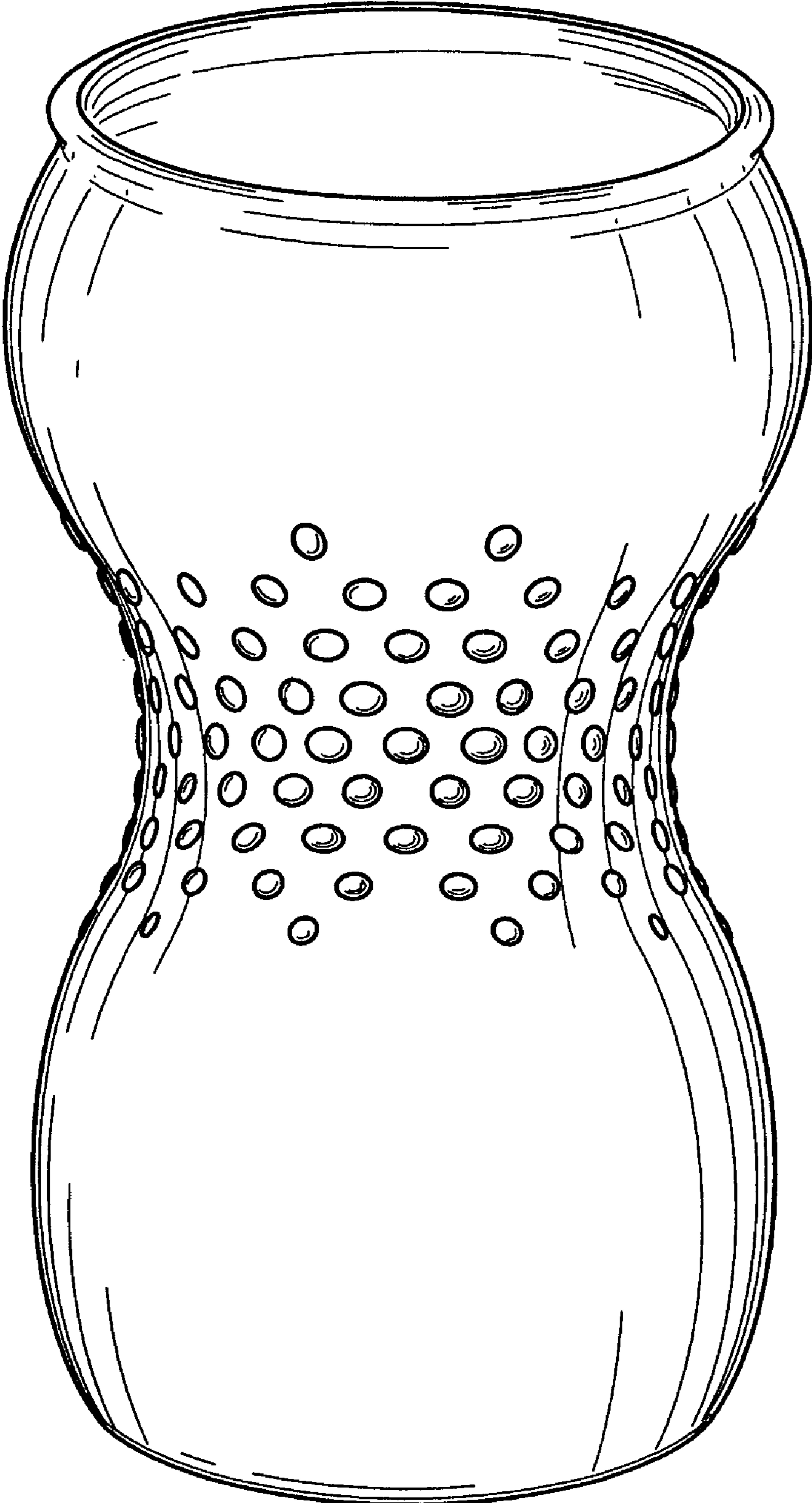
FIG. 2 is a back elevational view thereof;

FIG. 3 is a top plan view thereof; and,

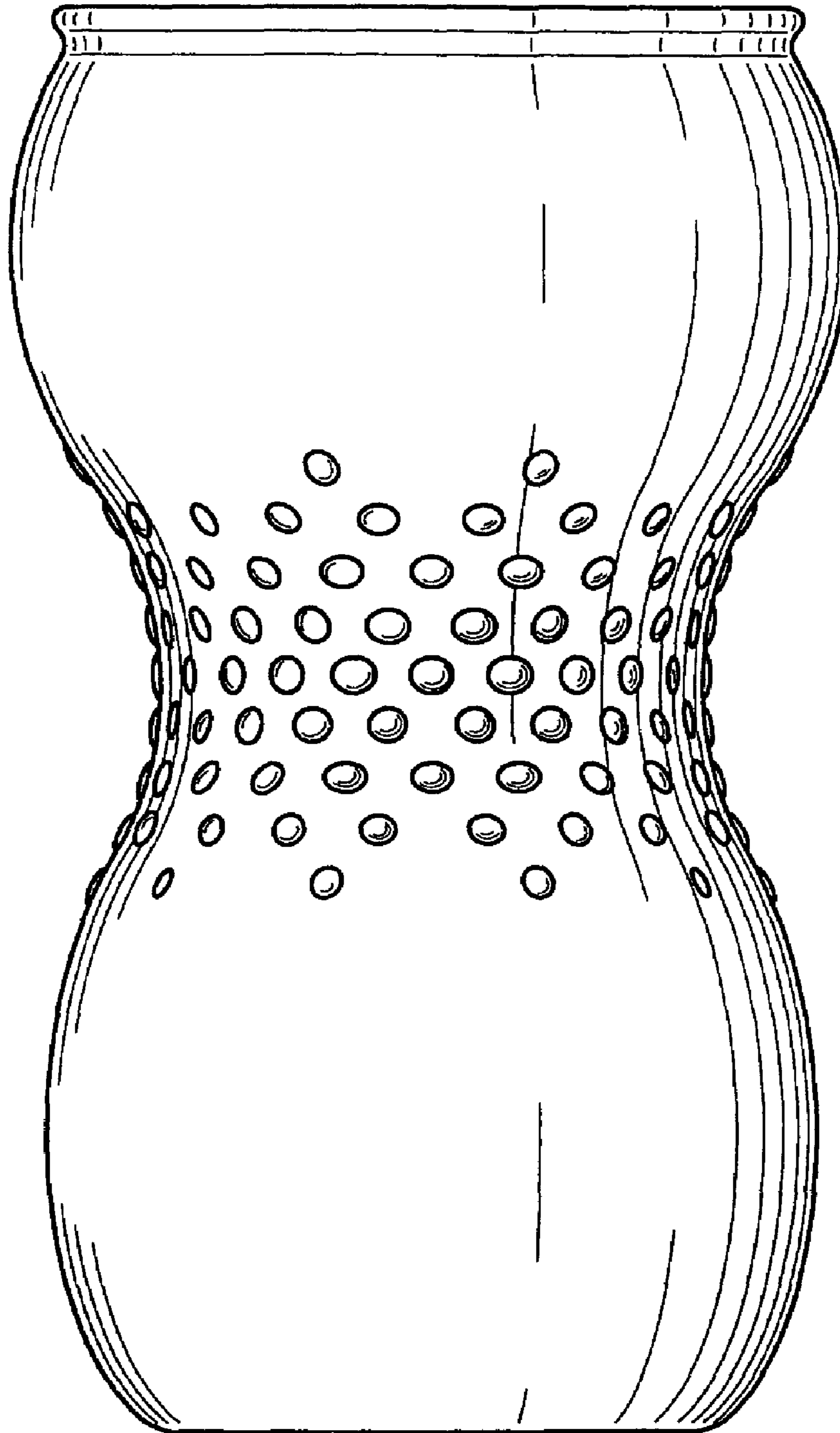
FIG. 4 is a bottom plan view thereof.

**1 Claim, 3 Drawing Sheets**



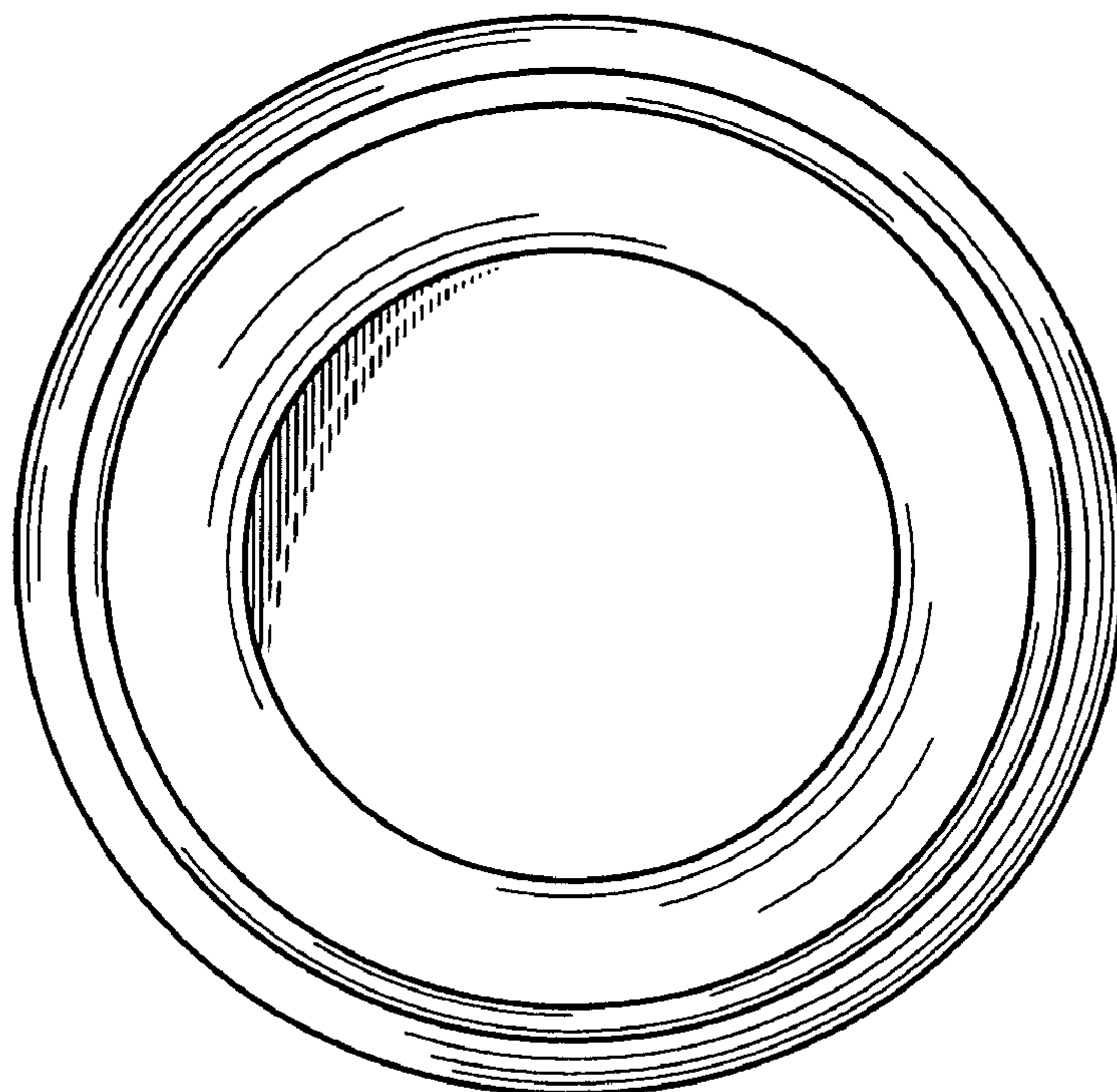


*Fig. 1*



*Fig. 2*

*Fig. 3*



*Fig. 4*

