

US00D548519S

(12) **United States Design Patent**
Rae

(10) **Patent No.:** **US D548,519 S**

(45) **Date of Patent:** **** Aug. 14, 2007**

(54) **COOKWARE HANDLE**

(75) Inventor: **Robert A Rae**, Danville, CA (US)

(73) Assignee: **Meyer Intellectual Properties Limited**
(VG)

(**) Term: **14 Years**

(21) Appl. No.: **29/246,971**

(22) Filed: **May 23, 2006**

(51) **LOC (8) Cl.** **07-02**

(52) **U.S. Cl.** **D7/394**

(58) **Field of Classification Search** D7/354-361,
D7/393-395, 401.2; D8/107, 300, 307, 315;
16/430, 431, 110.1, 407, 441, 443; 220/573.1-573.5,
220/752, 753, 755, 756, 912
See application file for complete search history.

(56) **References Cited**

U.S. PATENT DOCUMENTS

402,236	A *	4/1889	Feust	16/419
461,711	A *	10/1891	Preston	16/419
766,124	A *	7/1904	Turner	16/419
D316,806	S *	5/1991	Paulson et al.	D8/319
D316,807	S *	5/1991	Paulson et al.	D8/319
D318,216	S *	7/1991	Carranza	D8/319
D340,398	S *	10/1993	Clancy	D8/302

D369,289	S *	4/1996	Caugh et al.	D8/317
D370,167	S *	5/1996	Edwards	D8/320
D454,772	S *	3/2002	Dewald et al.	D8/320
D536,924	S *	2/2007	Levy et al.	D7/393
D537,294	S *	2/2007	Levy et al.	D7/393

* cited by examiner

Primary Examiner—Holly H. Baynham

Assistant Examiner—Cynthia M. Chin

(74) *Attorney, Agent, or Firm*—Edward S. Sherman

(57) **CLAIM**

The ornamental design for a cookware handle, as shown and described.

DESCRIPTION

FIG. 1 is a perspective view of the “cookware handle”, showing my new design;

FIG. 2 is a top plan view thereof;

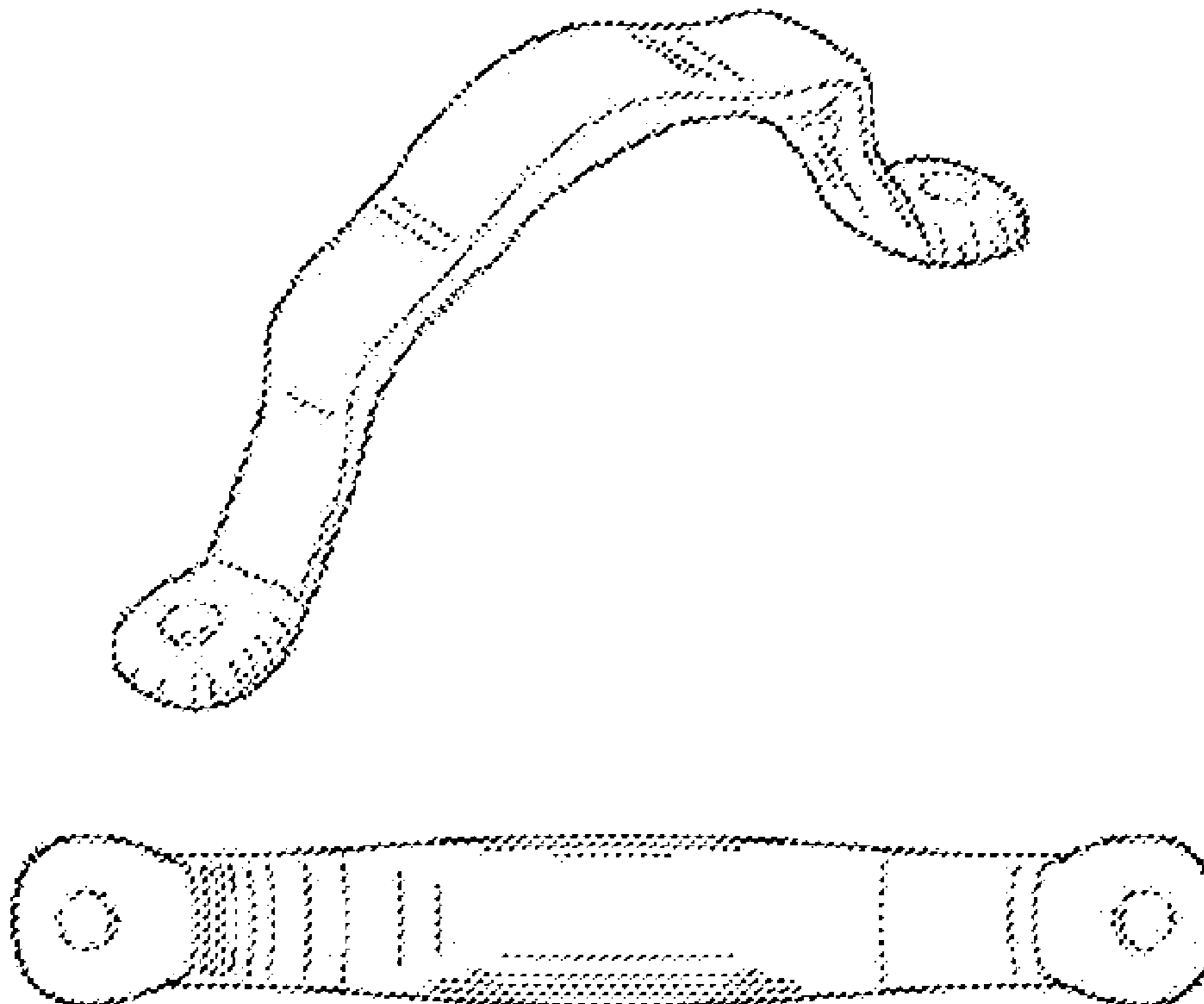
FIG. 3 is a front elevation thereof;

FIG. 4 is a bottom plan view thereof; and,

FIG. 5 is a right side elevational view thereof.

The broken line showings in FIGS. 1, 2, 4 and 5 are for illustrative purposes only, depicting the environment of the new design, forming no part thereof as claimed.

1 Claim, 1 Drawing Sheet



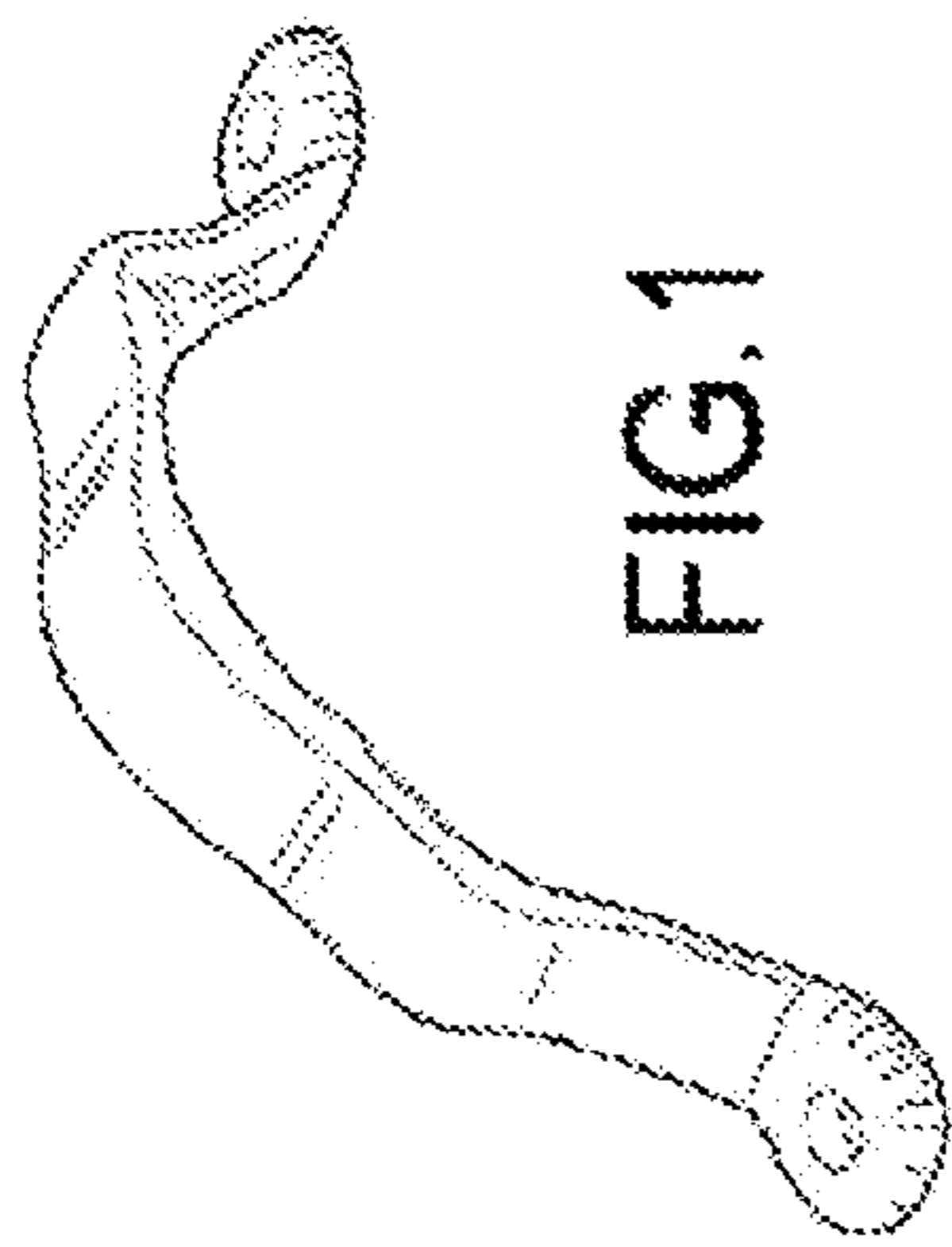


FIG. 1




FIG. 2

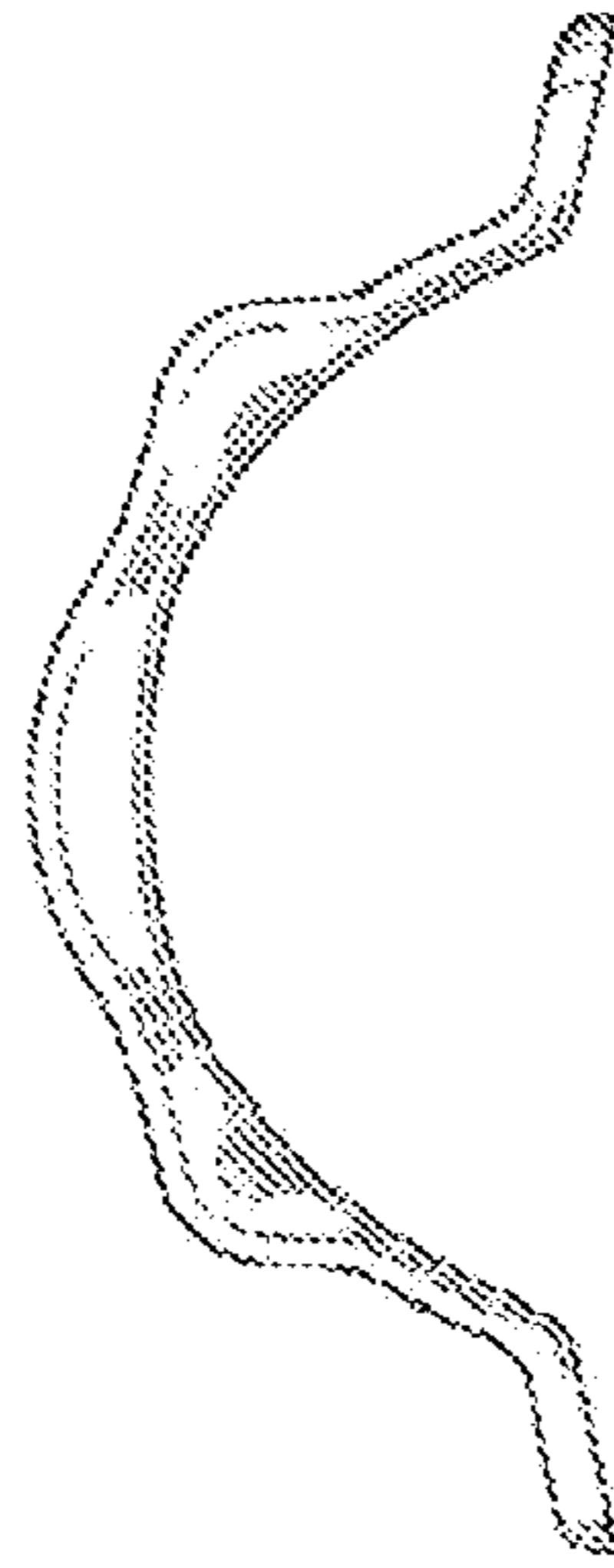


FIG. 3




FIG. 5




FIG. 4