

US00D548492S

(12) **United States Design Patent** (10) **Patent No.:** **US D548,492 S**
Domack et al. (45) **Date of Patent:** **** Aug. 14, 2007**

(54) **TABLE**

6,959,651 B2 * 11/2005 Li 108/83

(75) Inventors: **Randy D. Domack**, Trempealeau, WI (US); **Terry A. Everson**, Blair, WI (US)

(73) Assignee: **Ashley Furniture Industries, Inc.**, Arcadia, WI (US)

(**) Term: **14 Years**

(21) Appl. No.: **29/238,227**

(22) Filed: **Sep. 12, 2005**

(51) **LOC (8) Cl.** **06-03**

(52) **U.S. Cl.** **D6/480**

(58) **Field of Classification Search** D6/480-489, D6/495-499, 511, 429-431; 108/150, 153.1, 108/155, 156, 161, 83; 248/188, 188.1, 188.8
See application file for complete search history.

(56) **References Cited**

U.S. PATENT DOCUMENTS

2,707,138 A *	4/1955	Vangor	108/83
D374,137 S	10/1996	Paus		
D380,315 S	7/1997	Bergelin		
D385,730 S *	11/1997	Paus	D6/480
D448,215 S	9/2001	O'Hare		
D448,951 S	10/2001	O'Hare		
D457,357 S *	5/2002	Vaaler	D6/480
D464,828 S	10/2002	Vaaler		
D470,344 S *	2/2003	Stanton	D6/480
D486,327 S	2/2004	Schmitt		

OTHER PUBLICATIONS

Ashley Product Catalog, Spring 2003, vol. 5, Series 1, Opulence, D435-55-06(6)-80-81, p. 313.
Ashley Product Catalog, Spring 2003, vol. 5, Series 1, Barrington Heights, D497-55-01-01A-80-81, p. 323.
Dining Table, Coaster Company, Furniture Today, Nov. 22, 2004, p. 1.
Photographs of Dining Table, Spring 2004, 2 sheets.

* cited by examiner

Primary Examiner—Janice E. Seeger

(74) *Attorney, Agent, or Firm*—Patterson, Thunte, Skaar & Christensen, P.A.

(57) **CLAIM**

We claim the ornamental design for a table, as shown and described.

DESCRIPTION

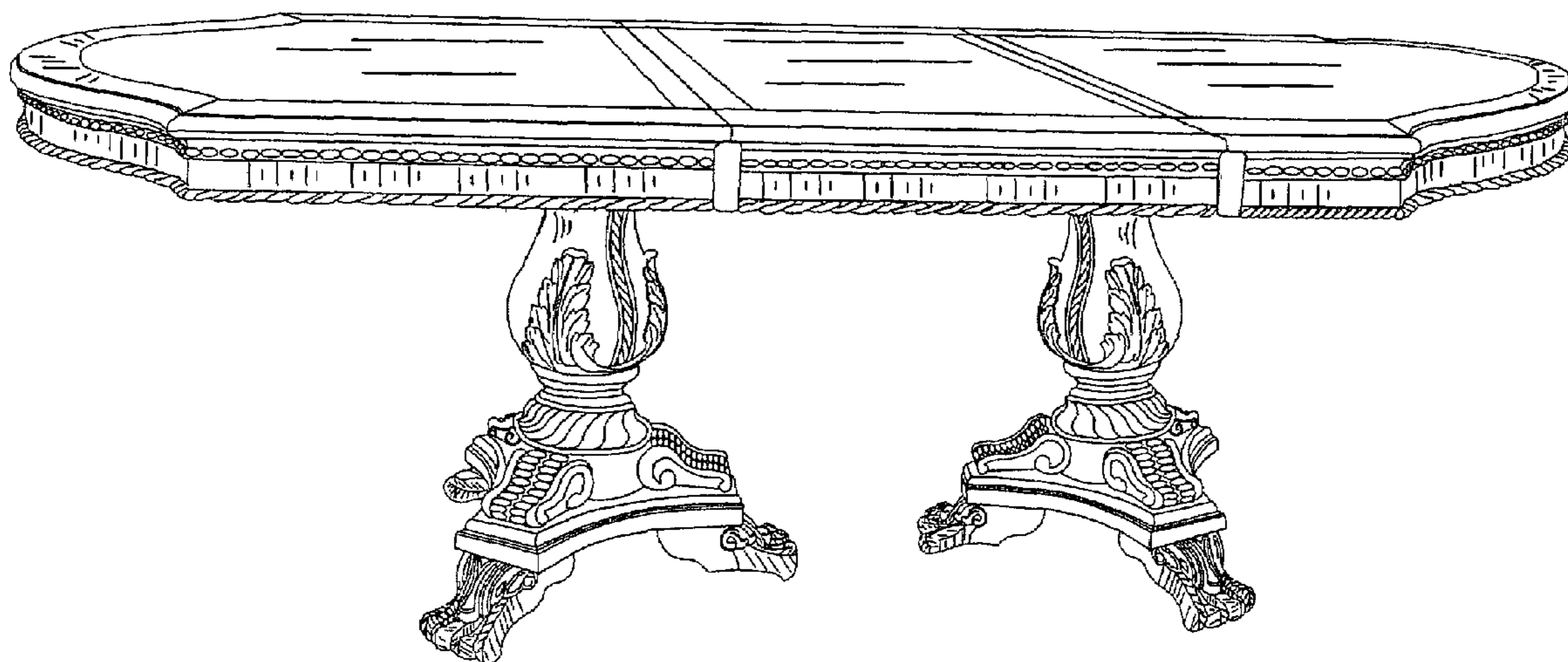
FIG. 1 is a perspective view of a table according to an embodiment of the invention.

FIG. 2 is a front elevational view of a table according to an embodiment of the invention, the opposite side being a mirror image thereof.

FIG. 3 is a side elevational view of a table according to an embodiment of the invention, the opposite side being a mirror image thereof; and,

FIG. 4 is a top plan view of a table according to an embodiment of the invention.

1 Claim, 4 Drawing Sheets



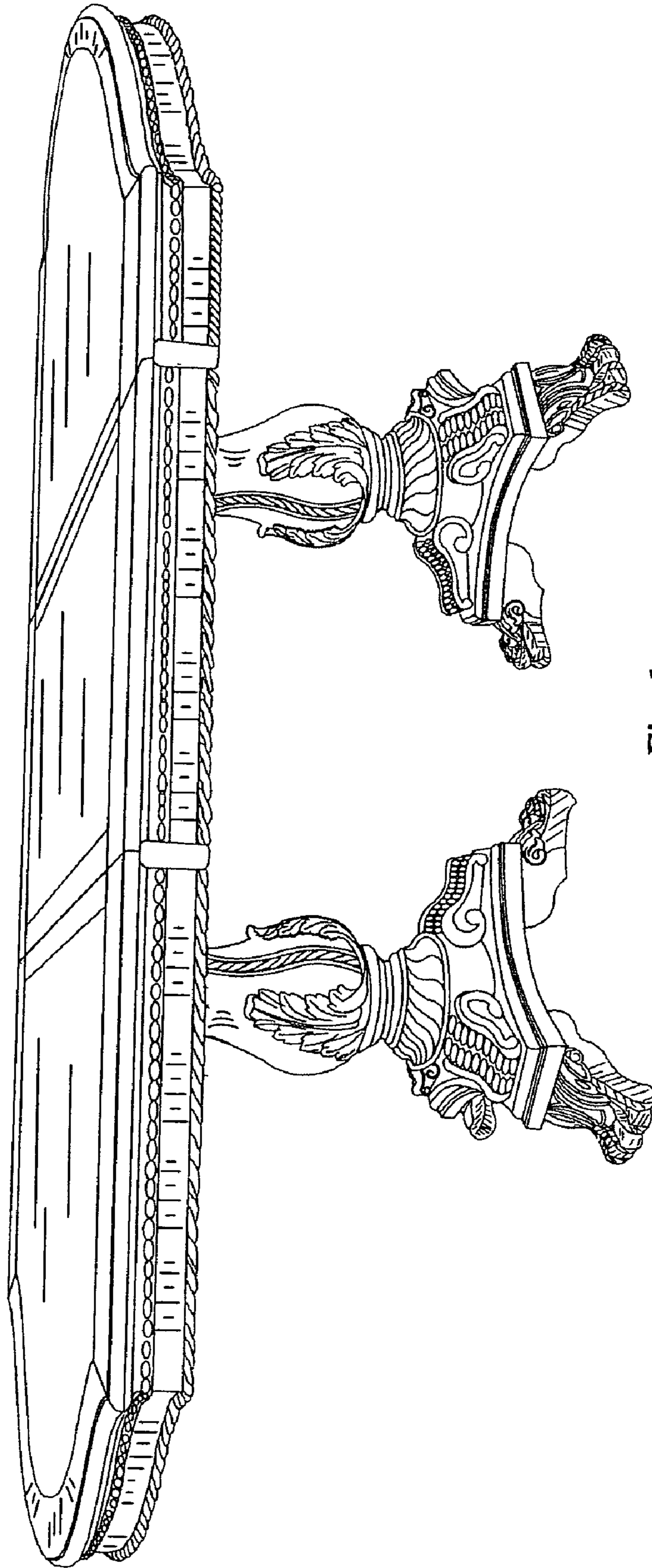


Fig. 1

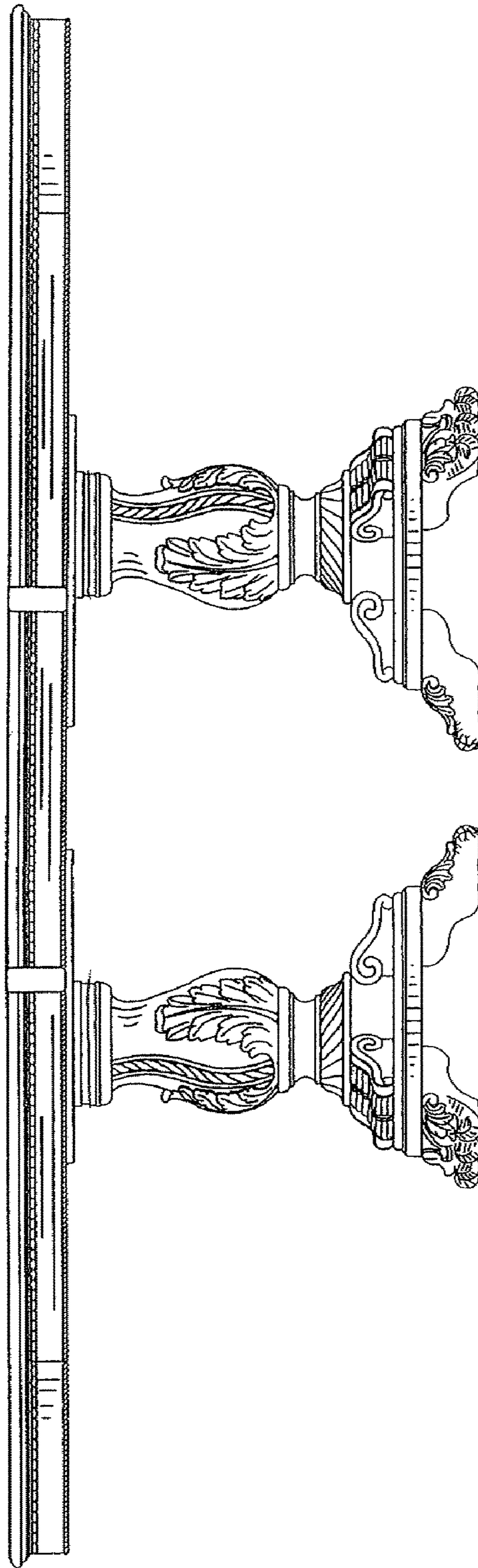


Fig. 2




Fig. 3

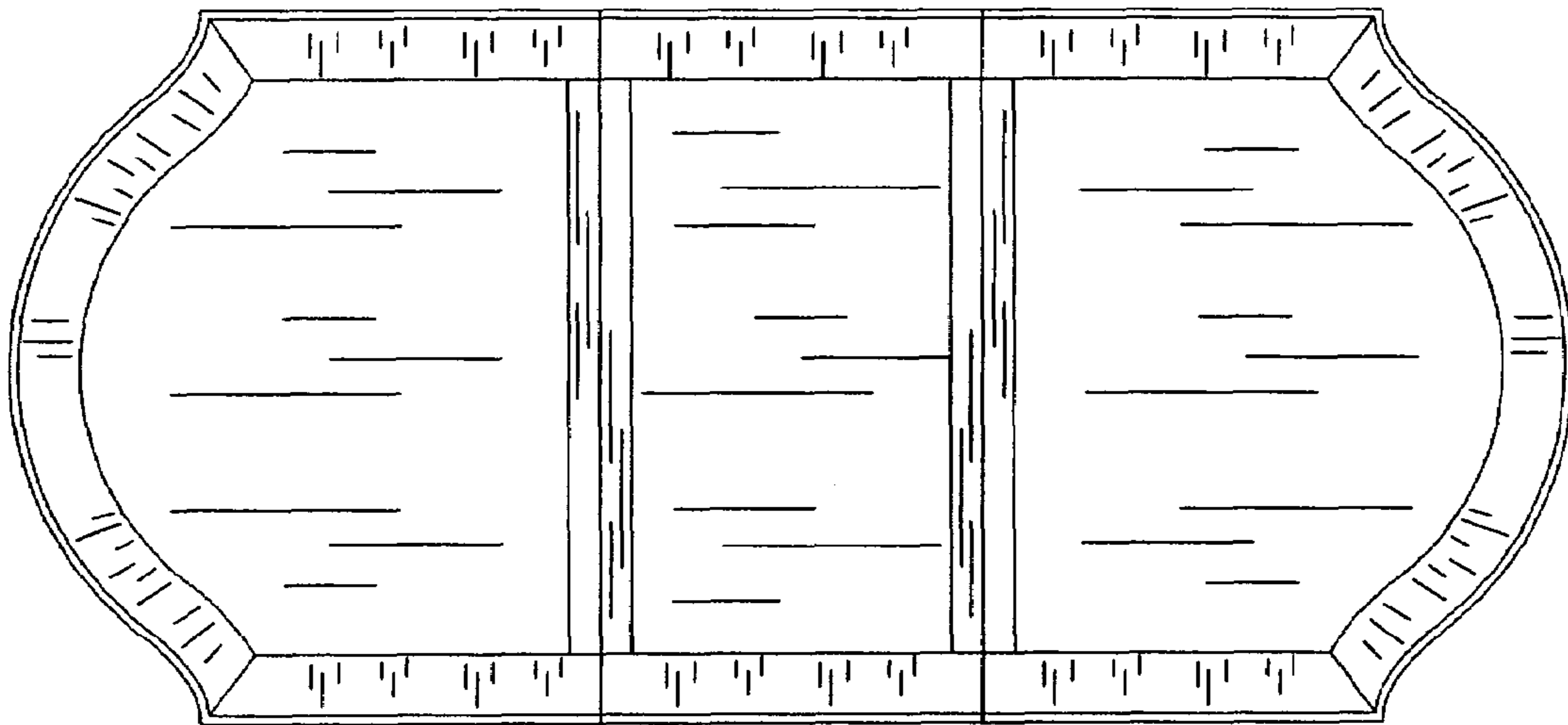


Fig. 4