

US00D548490S

(12) **United States Design Patent**  
**Becker et al.**

(10) **Patent No.: US D548,490 S**

(45) **Date of Patent: \*\* Aug. 14, 2007**

(54) **ENCLOSED CABINET FOR AUDIO/VIDEO COMPONENTS**

(75) Inventors: **William M. Becker**, Washington, DC (US); **Matthew Weatherly**, Fairfax, VA (US); **Cristian Rudolf Wicha**, Falls Church, VA (US)

(73) Assignee: **Becker Designed, Inc.**, Chantilly, VA (US)

(\*\*) Term: **14 Years**

(21) Appl. No.: **29/276,026**

(22) Filed: **Jan. 12, 2007**

(51) **LOC (8) Cl.** ..... **06-04**

(52) **U.S. Cl.** ..... **D6/470; D6/442**

(58) **Field of Classification Search** ..... D6/432, D6/442, 445, 446, 470-472, 477-479; 108/92; 211/135; D14/239; 312/7.2, 114, 117, 118  
See application file for complete search history.

(56) **References Cited**

**U.S. PATENT DOCUMENTS**

D259,316 S	5/1981	Offredi	
D271,733 S	12/1983	Daventry	
D365,472 S	12/1995	Rehnberg	
D378,717 S	4/1997	Lenger	
D400,732 S	11/1998	Paus	
D446,047 S	8/2001	Stone et al.	
D446,405 S	8/2001	Sabo et al.	
D454,731 S *	3/2002	Niitsu	D6/479
D455,027 S	4/2002	Hokanson	
D466,333 S *	12/2002	Hwang	D6/441
D497,060 S *	10/2004	Chang	D6/477
D499,274 S	12/2004	Juneau et al.	

D506,329 S *	6/2005	Sexton	D6/477
D522,773 S	6/2006	Becker	
D528,827 S	9/2006	Becker	
D529,317 S *	10/2006	Takatsuki et al.	D6/479
D543,728 S *	6/2007	Becker et al.	D6/470

**OTHER PUBLICATIONS**

Ikea Kitchen Catalog, Varde counter storage unit (#4), p. 30, 2002.  
Furniture Today, Ampag Curio, p. 222, Oct. 14, 2002.  
Furniture Today, Ampag Chest, p. 131, Apr. 1, 2003.  
U.S. Appl. No. 29/246,589, Becker et al.  
Soundwood Furniture model SW81 audio/video cabinet—on sale at least as early as Sep. 7, 2005.

\* cited by examiner

*Primary Examiner*—Mimosa De

(74) *Attorney, Agent, or Firm*—Design IP

(57) **CLAIM**

The ornamental design for an enclosed cabinet for audio/video components, as shown and described.

**DESCRIPTION**

FIG. 1 is a perspective view of a first embodiment of an ornamental design for an enclosed cabinet for audio/video components showing our new design;

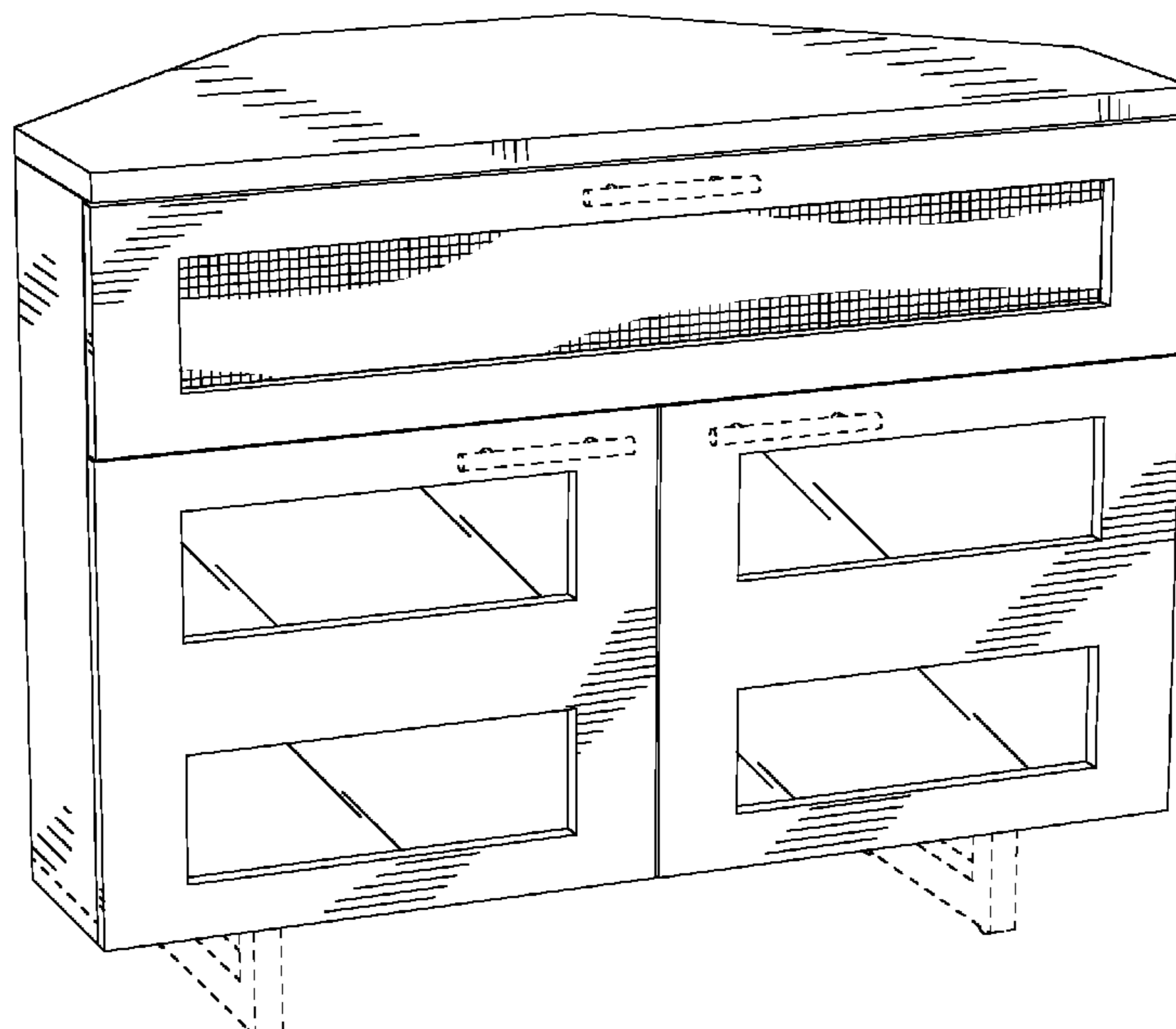
FIG. 2 is a front orthographic view thereof;

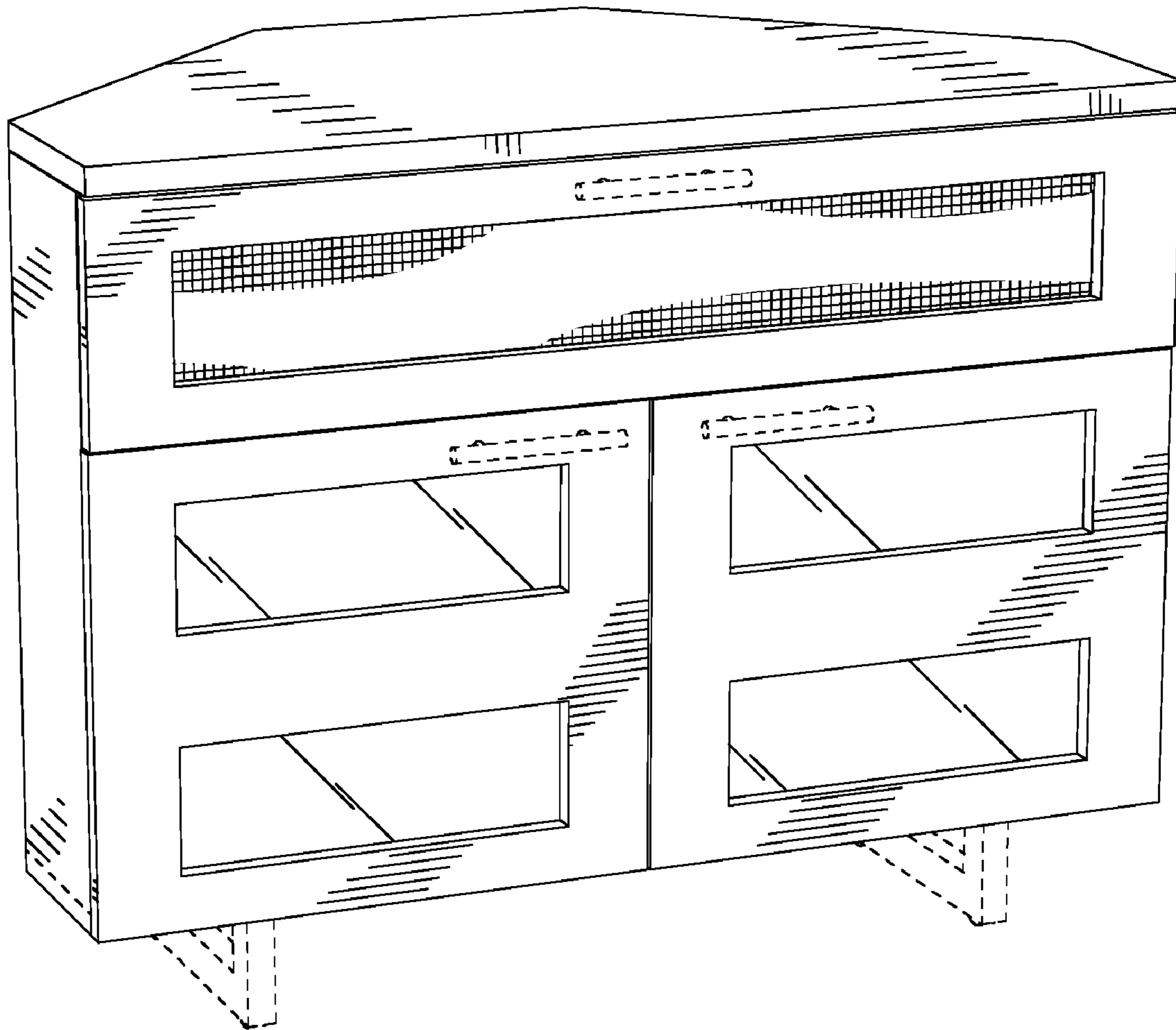
FIG. 3 is a top orthographic view thereof; and,

FIG. 4 is a left side orthographic view thereof, the right side view being a mirror image.

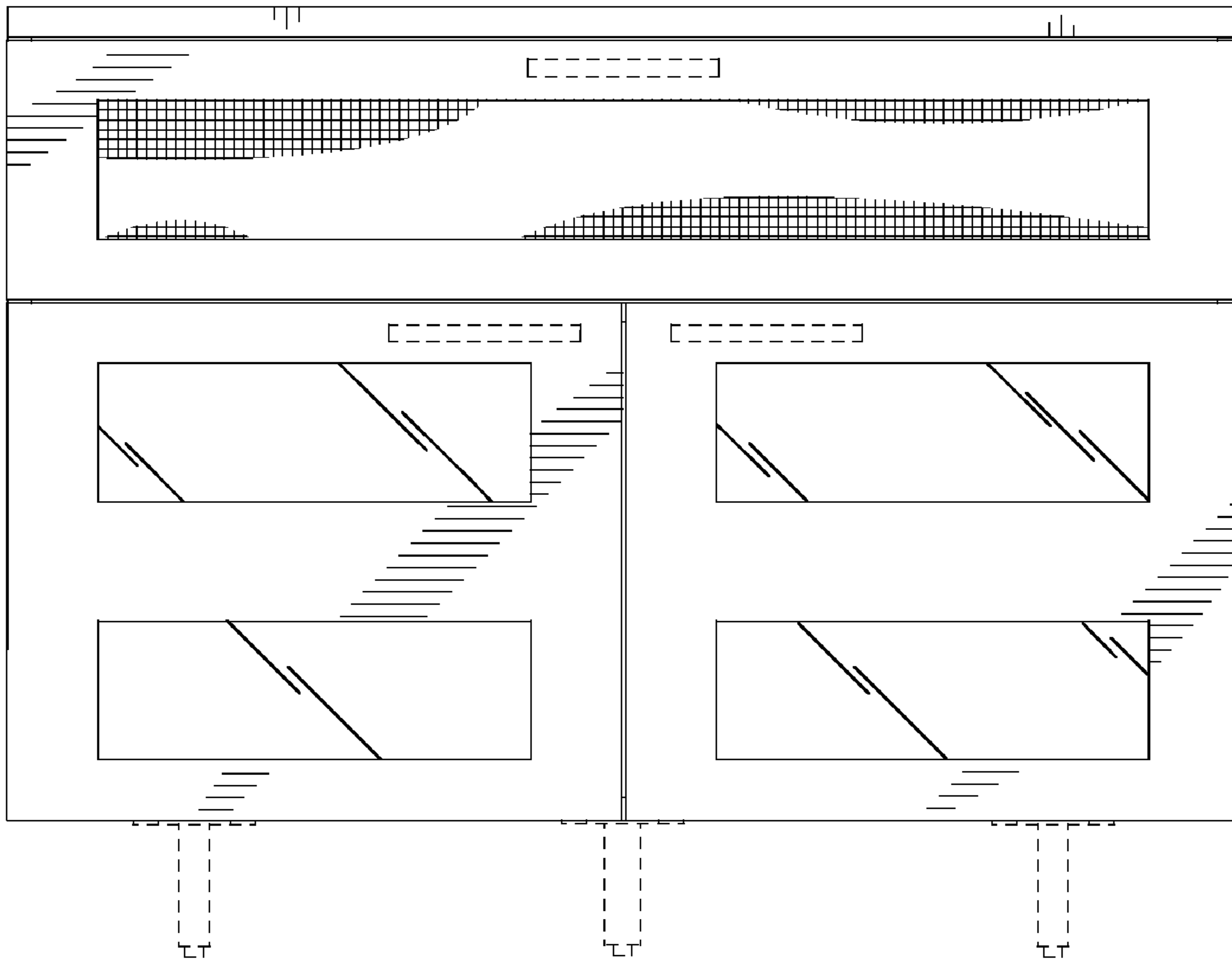
The broken lines shown in FIGS. 1-4 are included for the purpose of illustrating environmental elements only and form no part of the claimed design.

**1 Claim, 4 Drawing Sheets**

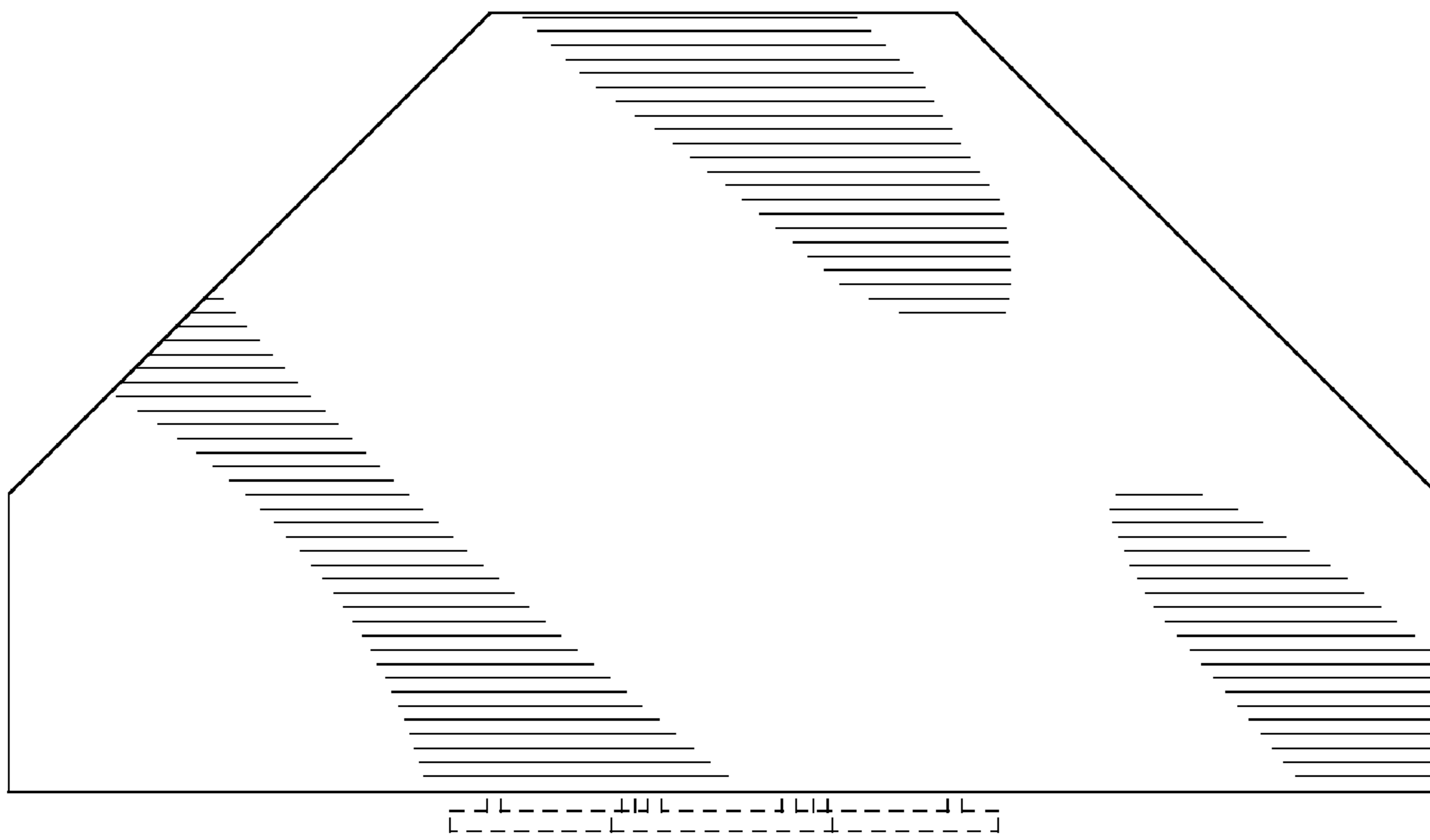




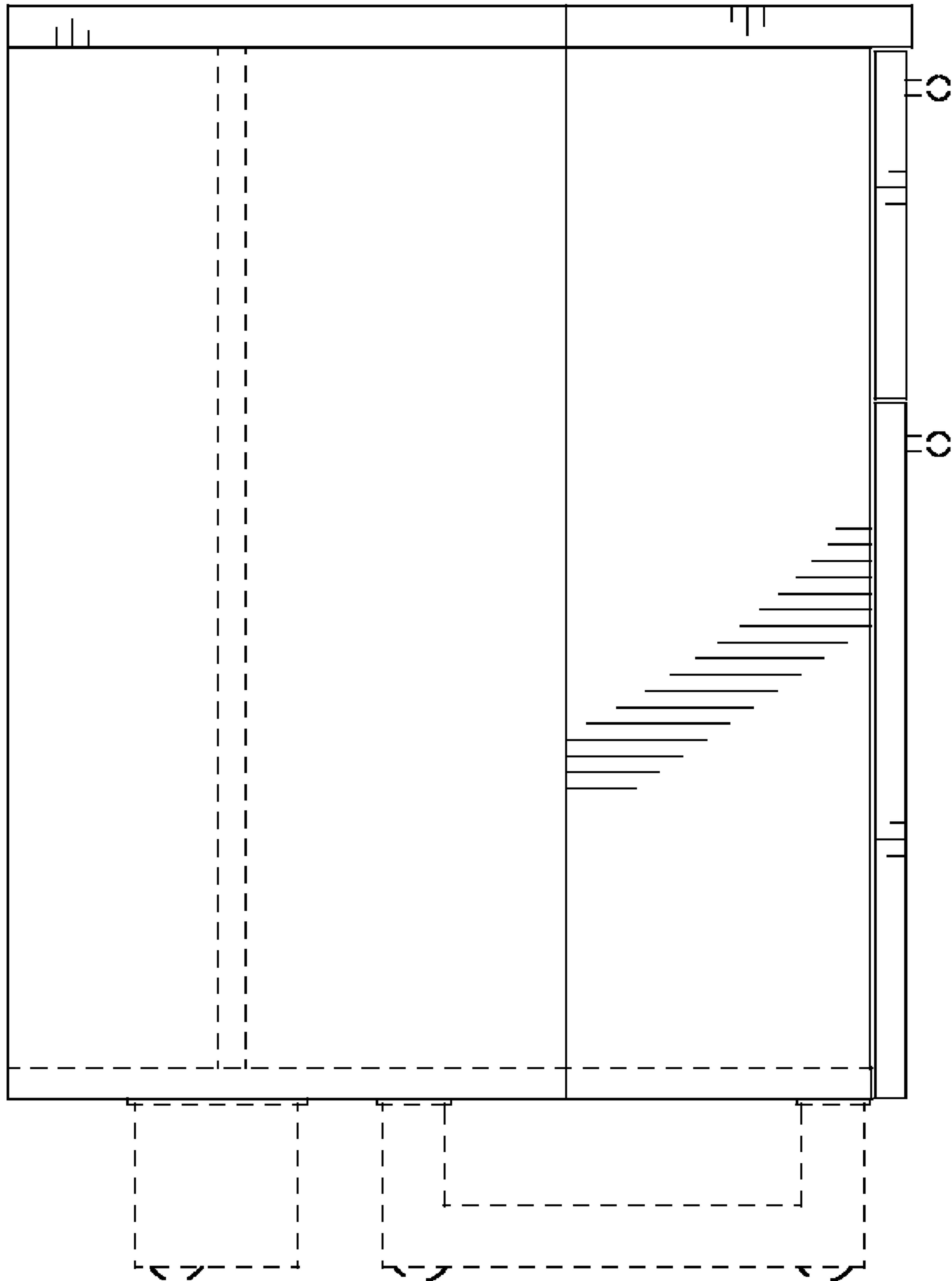
**Fig. 1**



**Fig. 2**



**Fig. 3**



**Fig. 4**