



US00D548481S

(12) **United States Design Patent**  
**Domack et al.**

(10) **Patent No.:** **US D548,481 S**

(45) **Date of Patent:** **\*\* Aug. 14, 2007**

(54) **POSTER BED**

(75) Inventors: **Randy D. Domack**, Trempealeau, WI (US); **Terry A. Everson**, Blair, WI (US)

(73) Assignee: **Ashley Furniture Industries, Inc.**, Arcadia, WI (US)

(\*\*) Term: **14 Years**

(21) Appl. No.: **29/255,864**

(22) Filed: **Mar. 13, 2006**

(51) **LOC (8) Cl.** ..... **06-01**

(52) **U.S. Cl.** ..... **D6/393**

(58) **Field of Classification Search** ..... D6/382-384, D6/388, 389, 393-395, 505-508; 5/53.1, 5/907, 279.1, 280, 281  
See application file for complete search history.

(56) **References Cited**

**U.S. PATENT DOCUMENTS**

D405,974 S *	2/1999	Estape et al. ....	D6/393
D427,449 S *	7/2000	O'Hare .....	D6/389
D455,284 S	4/2002	Vaaler	
D473,064 S *	4/2003	O'Hare .....	D6/389
D474,917 S	5/2003	Risdon	
D492,855 S	7/2004	Wanek et al.	
D494,773 S	8/2004	Domack	
D499,271 S	12/2004	Wanek et al.	
D518,660 S *	4/2006	Domack et al. ....	D6/393
D519,308 S *	4/2006	Schmitt .....	D6/505

**OTHER PUBLICATIONS**

Davis International, bed, prior to Mar. 13, 2006.

\* cited by examiner

*Primary Examiner*—Janice E. Seeger

(74) *Attorney, Agent, or Firm*—Patterson, Thunte, Skaar & Christensen, P.A.

(57) **CLAIM**

The ornamental design for a poster bed, as shown and described.

**DESCRIPTION**

FIG. 1 is a perspective view of a poster bed according to an embodiment of the invention.

FIG. 2 is an end view of a headboard of a poster bed according to an embodiment of the invention.

FIG. 3 is a side view of a poster bed according to an embodiment of the invention, the view from the opposite side being a mirror-image thereto.

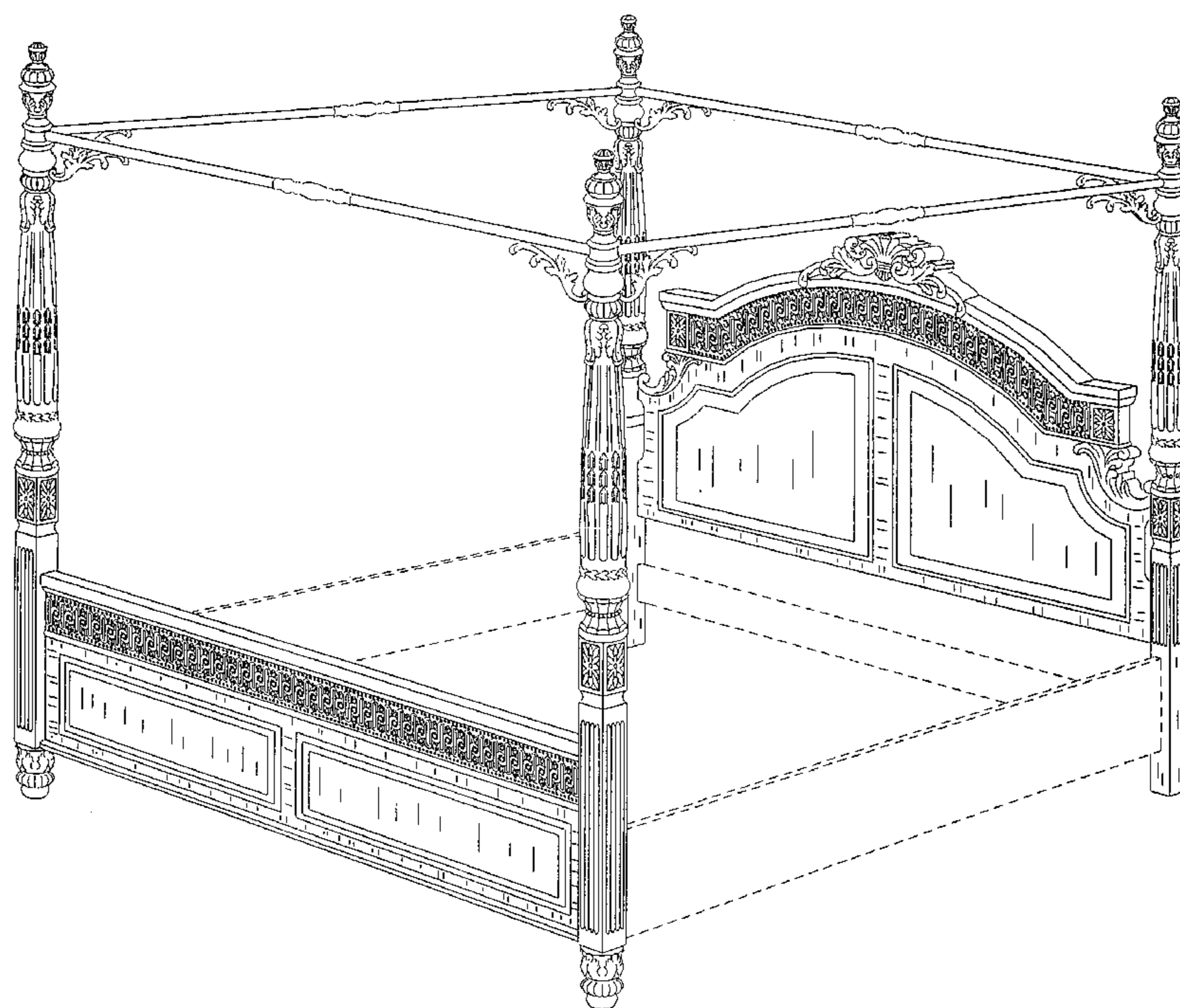
FIG. 4 is an end view of a footboard of a poster bed according to an embodiment of the invention; and,

FIG. 5 is a top view of a poster bed according to an embodiment of the invention.

The dashed lines illustrating the bed frame and the middle portion of the upper rails are for illustrative purposes only and form no part of the claimed invention.

The headboard and footboard are shown separately for convenience of illustration.

**1 Claim, 5 Drawing Sheets**



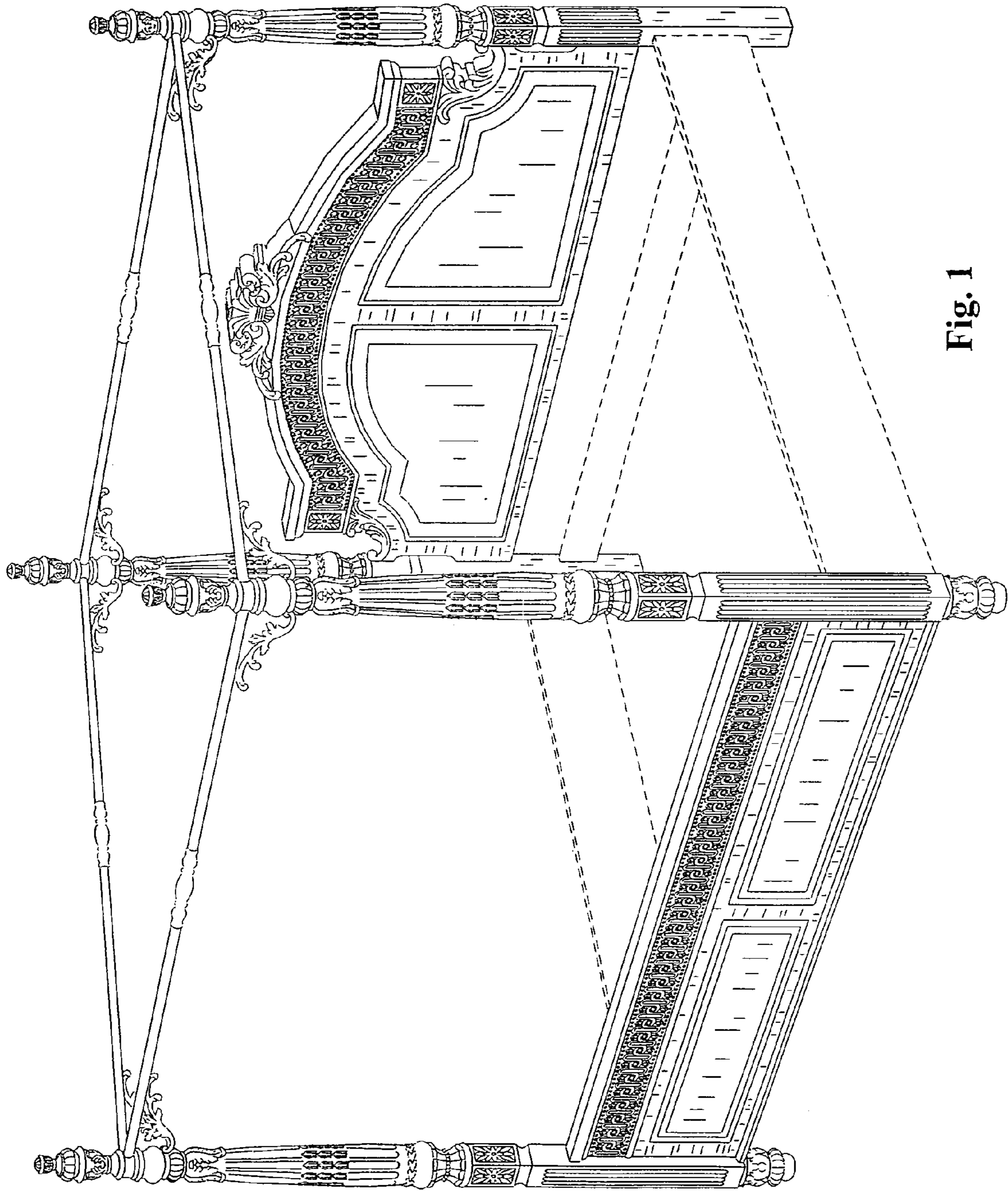


Fig. 1




Fig. 2




Fig. 3





Fig. 4



**Fig. 5**