

US00D548478S

(12) **United States Design Patent**
Oldham

(10) **Patent No.:** **US D548,478 S**

(45) **Date of Patent:** **** Aug. 14, 2007**

(54) **SEAT**

(76) **Inventor:** **Jacky Todd Oldham**, 50 Murray St.,
#1601, New York, NY (US) 10007

(**) **Term:** **14 Years**

(21) **Appl. No.:** **29/214,994**

(22) **Filed:** **Oct. 11, 2004**

Related U.S. Application Data

(63) Continuation-in-part of application No. 29/211,616,
filed on Aug. 18, 2004, which is a continuation-in-
part of application No. 29/198,942, filed on Feb. 6,
2004, and a continuation-in-part of application No.
29/201,007, filed on Mar. 11, 2004, now abandoned.

(51) **LOC (8) Cl.** **06-01**

(52) **U.S. Cl.** **D6/381**

(58) **Field of Classification Search** D6/334,
D6/335, 337, 357, 361, 364, 367, 371, 378,
D6/381, 382, 383, 393, 500-503; 297/62-63,
297/38, 118, 232-233, 244-245, 311, 445.1,
297/446.1; 5/12.1, 28, 42

See application file for complete search history.

(56) **References Cited**

U.S. PATENT DOCUMENTS

2,087,574 A * 7/1937 Moses 297/113
D158,046 S * 4/1950 Carr D6/334

(Continued)

OTHER PUBLICATIONS

Design Within Reach, Breuer Nesting Table—Short (Apr. 23, 2004),
at <http://www.dwr.com>.

(Continued)

Primary Examiner—Sandra Snapp

(74) *Attorney, Agent, or Firm*—Harness, Dickey & Pierce,
P.L.C.

(57) **CLAIM**

The ornamental design for a seat, as shown and described.

DESCRIPTION

FIG. 1 is a perspective view illustrating a seat in the form of
a sofa in accordance with the present invention;

FIG. 2 is a left side view illustrating the seat of FIG. 1, the
right side view being a mirror image thereof;

FIG. 3 is a front view illustrating the seat of FIG. 1;

FIG. 4 is a top view illustrating the seat of FIG. 1, the bottom
of the seat is not illustrated as it forms no part of the present
invention;

FIG. 5 is a back view illustrating the seat of FIG. 1;

FIG. 6 is a perspective side view illustrating a seat in the
form of a loveseat in accordance with the present invention;

FIG. 7 is a left side view illustrating the seat of FIG. 6, the
right side view being a mirror image thereof;

FIG. 8 is a front view illustrating the seat of FIG. 6;

FIG. 9 is a top view illustrating the seat of FIG. 6, the bottom
view of the seat is not illustrated as it forms no part of the
present invention;

FIG. 10 is a back view illustrating the seat of FIG. 6;

FIG. 11 is a perspective view illustrating a seat in the form
of a chair in accordance with the present invention;

FIG. 12 is a left side view illustrating the seat of FIG. 11, the
right side view being a mirror image thereof;

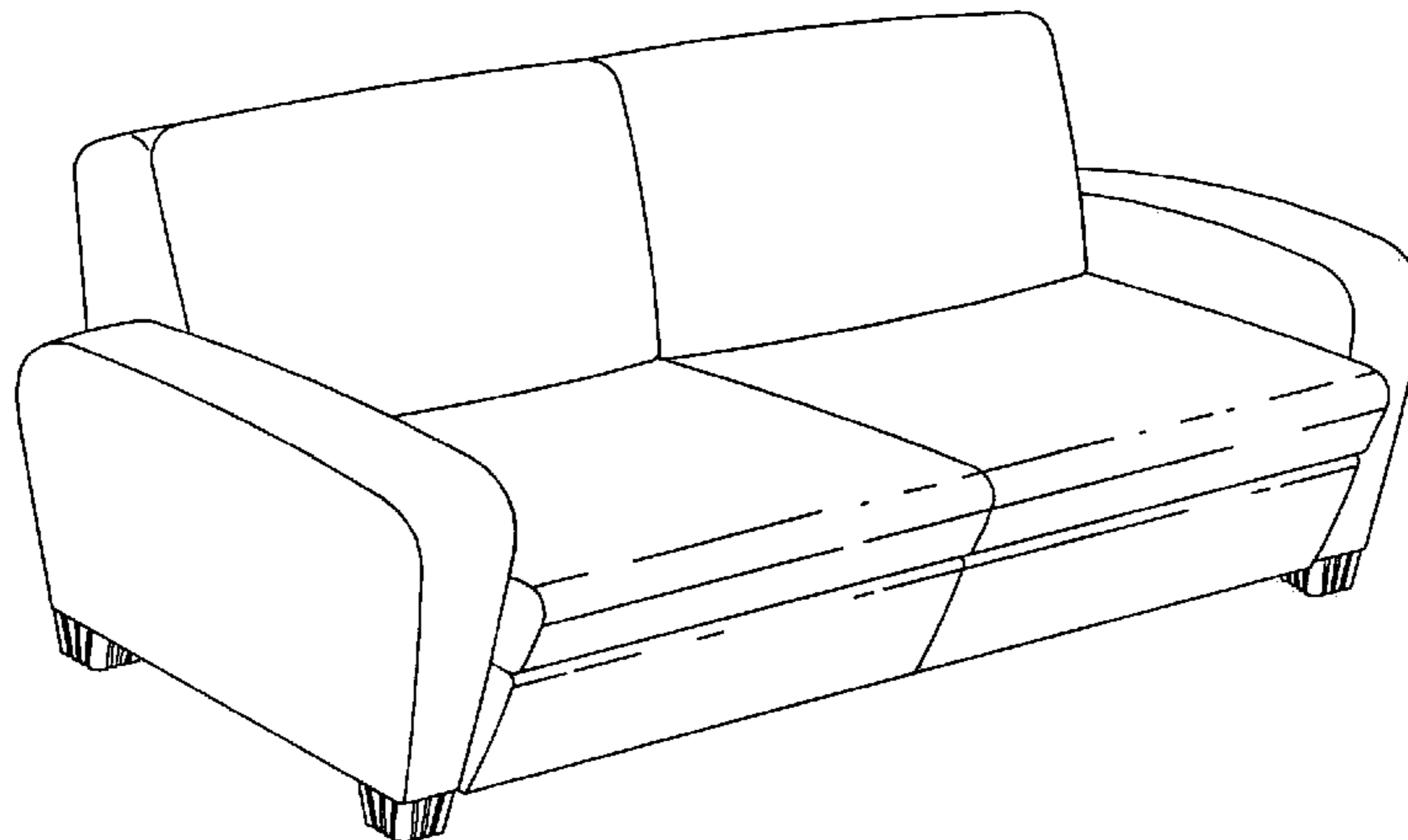
FIG. 13 is a front view illustrating the seat of FIG. 11;

FIG. 14 is a top view illustrating the seat of FIG. 11, the
bottom view of the seat is not illustrated as it forms no part
of the present invention; and,

FIG. 15 is a back view illustrating the seat of FIG. 11.

Those portions of the following figures that appear in hidden
or phantom lines forms no part of the present invention.

1 Claim, 6 Drawing Sheets



US D548,478 S

Page 2

U.S. PATENT DOCUMENTS

D329,543 S * 9/1992 Shields D6/334
D368,377 S * 4/1996 Laslo D6/334
D373,911 S * 9/1996 Paus D6/381
D432,336 S * 10/2000 Gibson D6/500
D439,752 S * 4/2001 Natuzzi et al. D6/334
D447,350 S * 9/2001 Carlson D6/336
D476,822 S * 7/2003 Schweikarth D6/381
D480,567 S * 10/2003 Ricci D6/334
D487,997 S * 4/2004 Natuzzi D6/381
D489,188 S * 5/2004 Ricci D6/334
D489,908 S * 5/2004 Ricci D6/334
D495,892 S * 9/2004 Ricci D6/381
D498,598 S * 11/2004 Schweikarth et al. D6/334

D509,370 S * 9/2005 Natuzzi D6/334
D526,807 S * 8/2006 Natuzzi D6/381

OTHER PUBLICATIONS

Design Within Reach, Libre Corner Component—Leather (Apr. 23, 2004), at <http://www.dwr.com>.

Design Within Reach, Trim Slim Tables S/3 Stainless Steel (Apr. 23, 2004), at <http://www.dwr.com>.

HermanMiller, Goetz Sofa (Apr. 23, 2004), at <http://www.hmhome.com>.

HermanMiller, Eames Walnut Stools (Apr. 23, 2004), at <http://www.hermanmiller.com>.

* cited by examiner

FIG 1

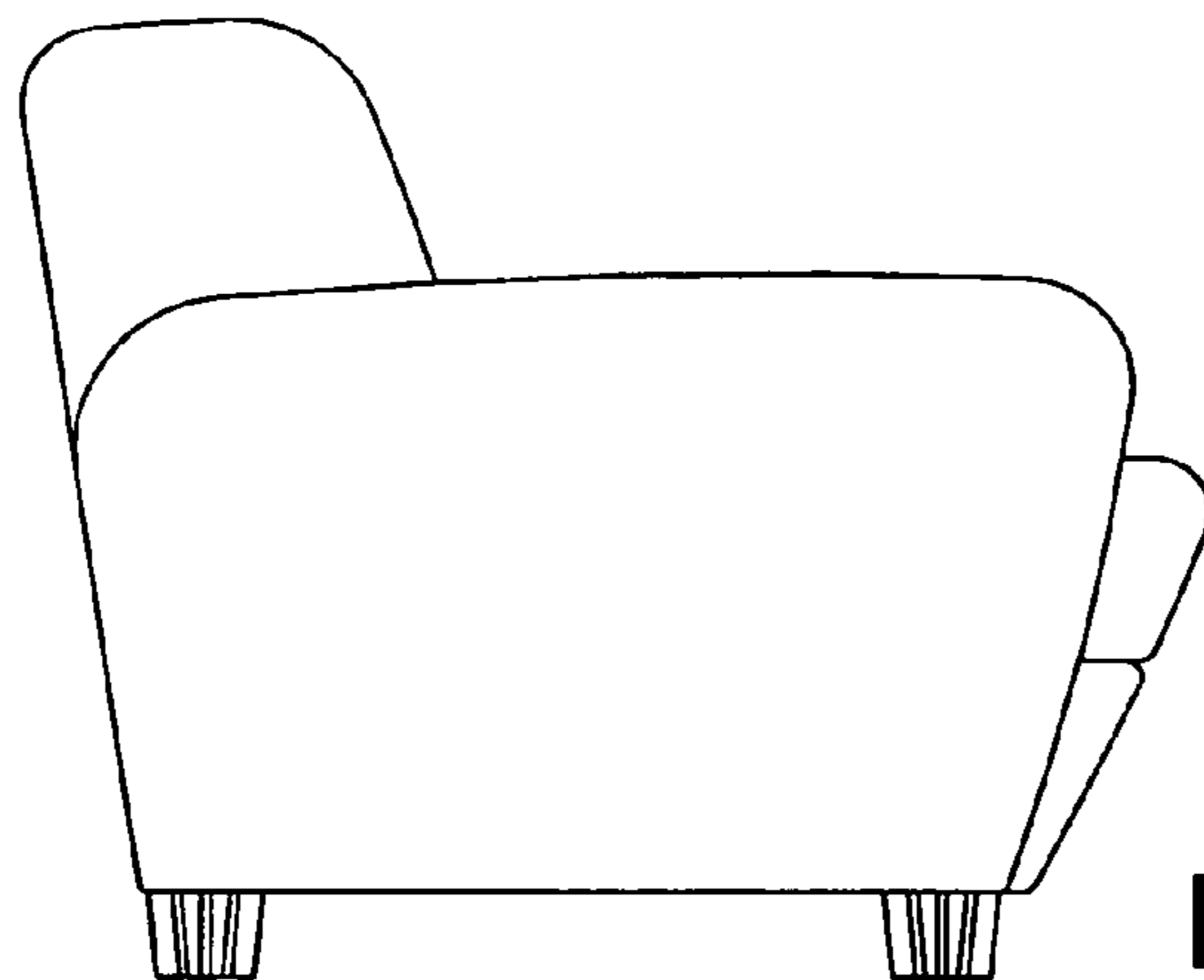
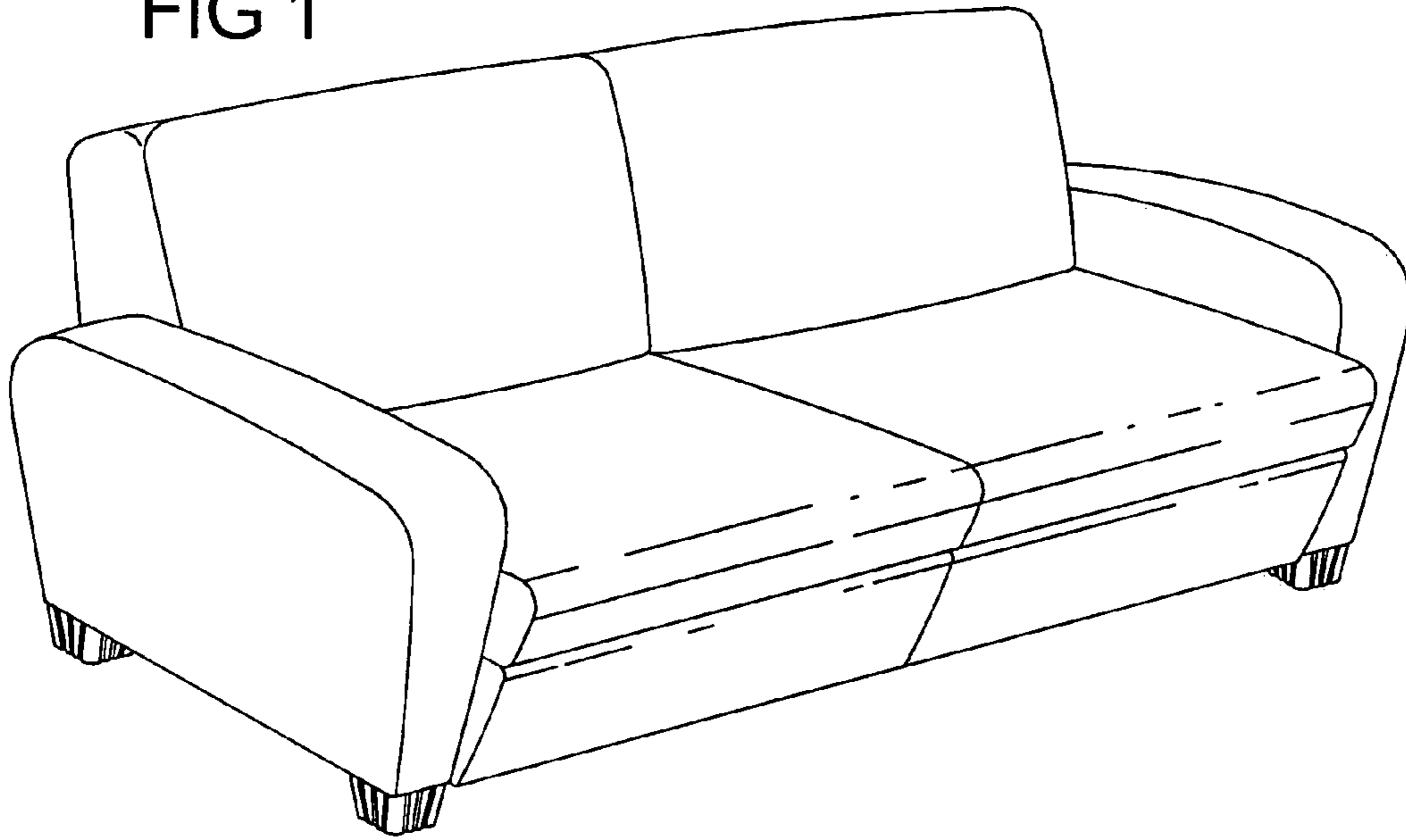


FIG 2

FIG 3




FIG 4

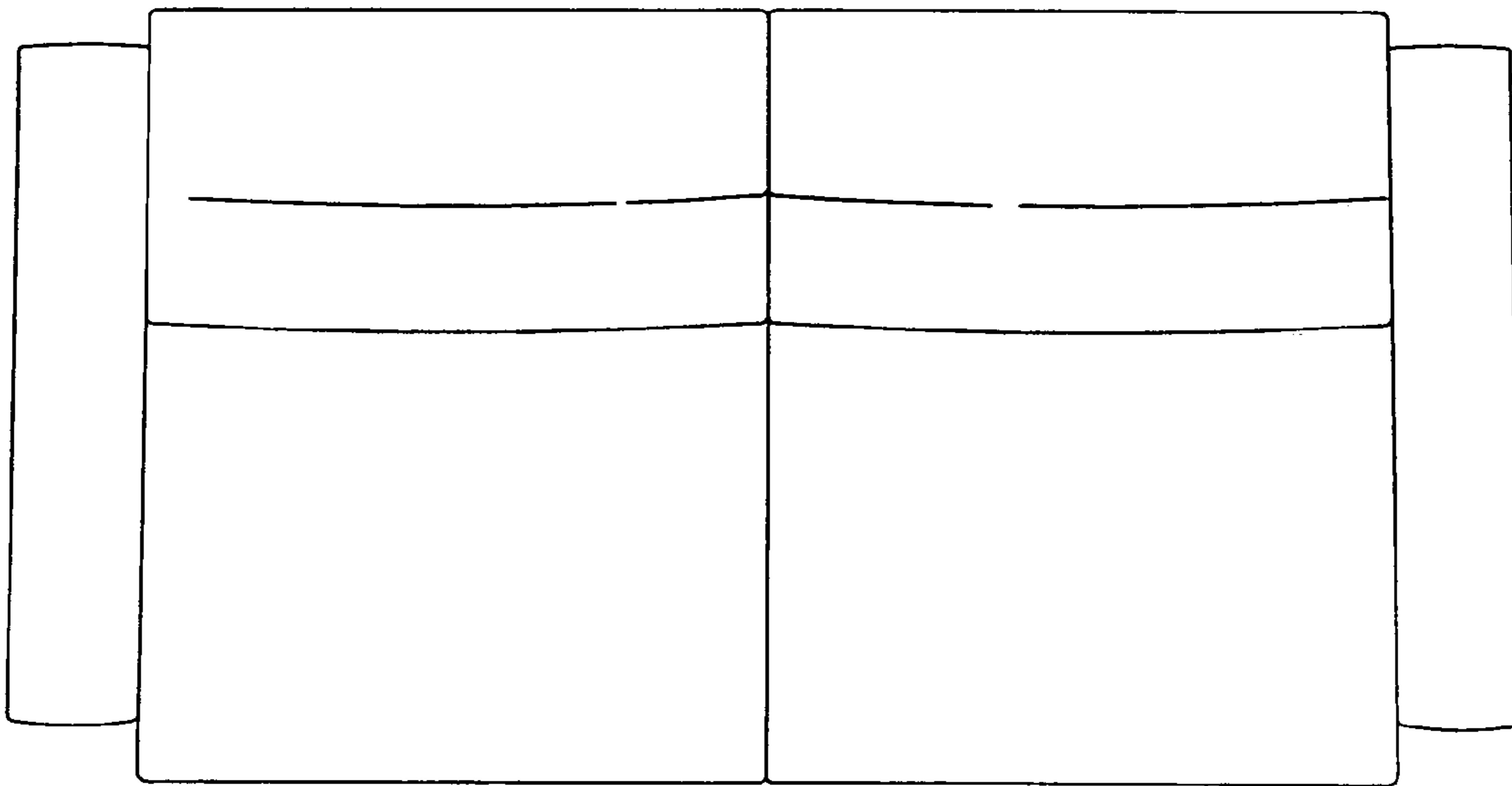


FIG 5




FIG 6


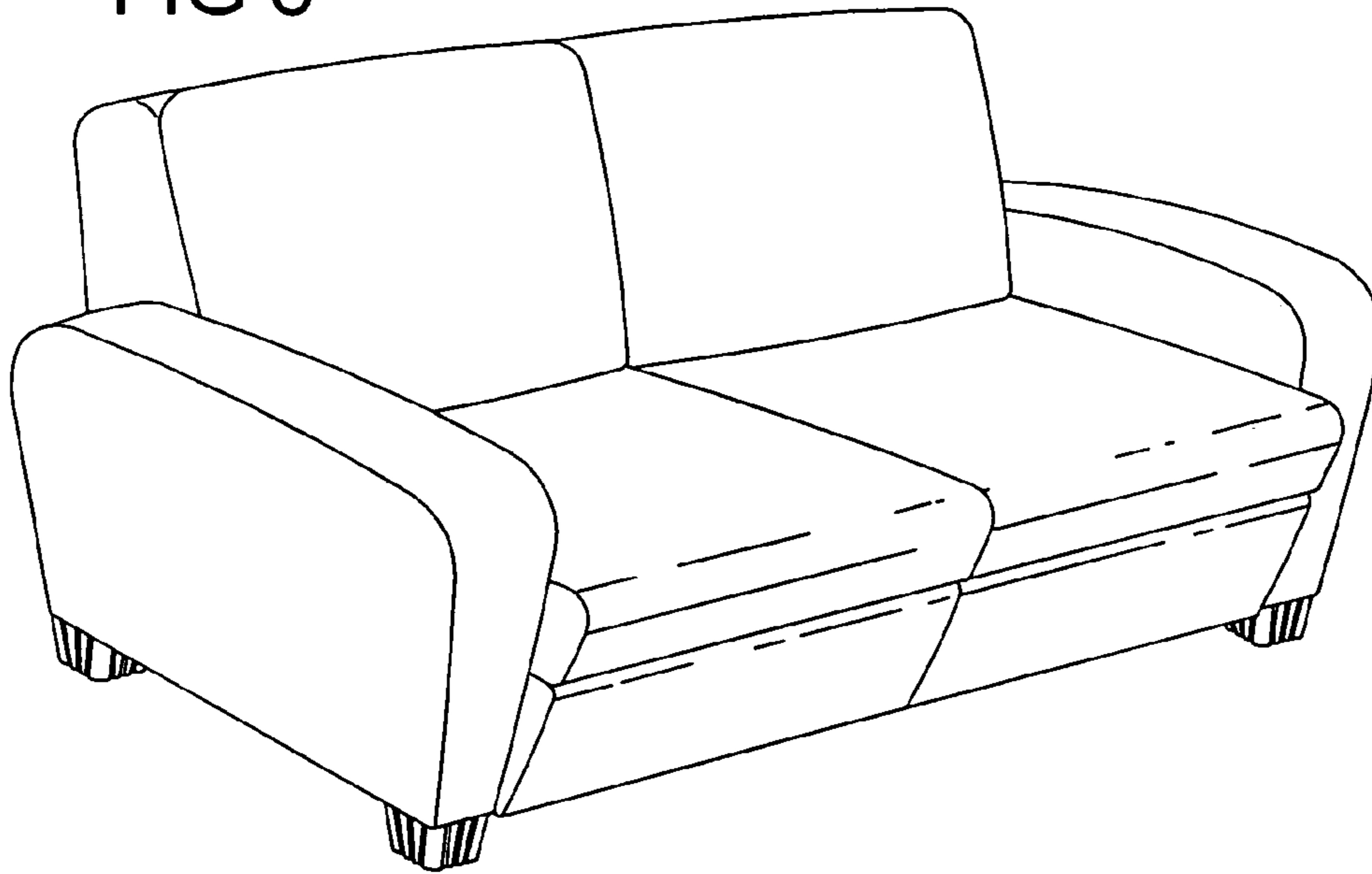


FIG 7

FIG 8




FIG 9

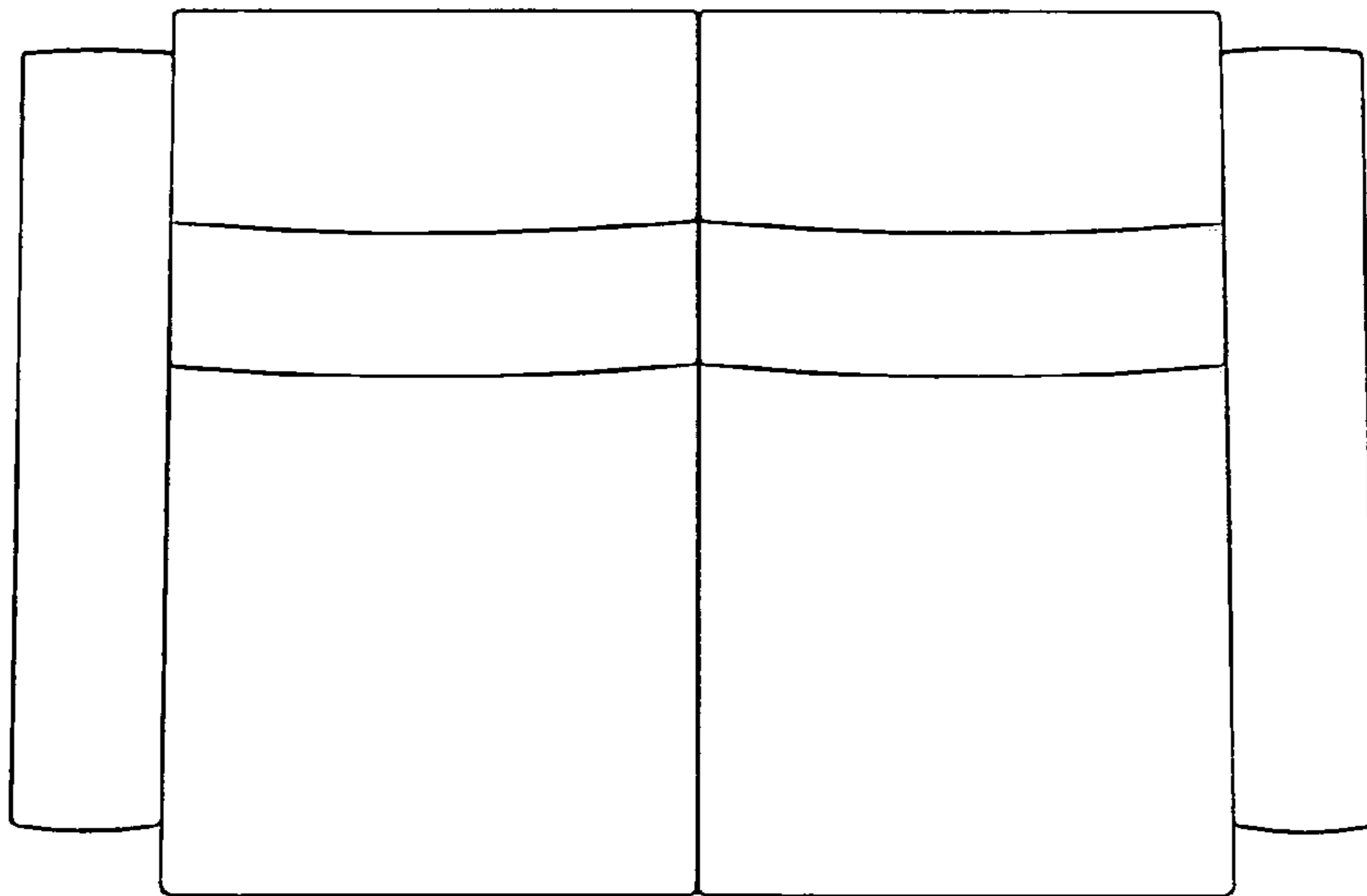


FIG 10




FIG 11

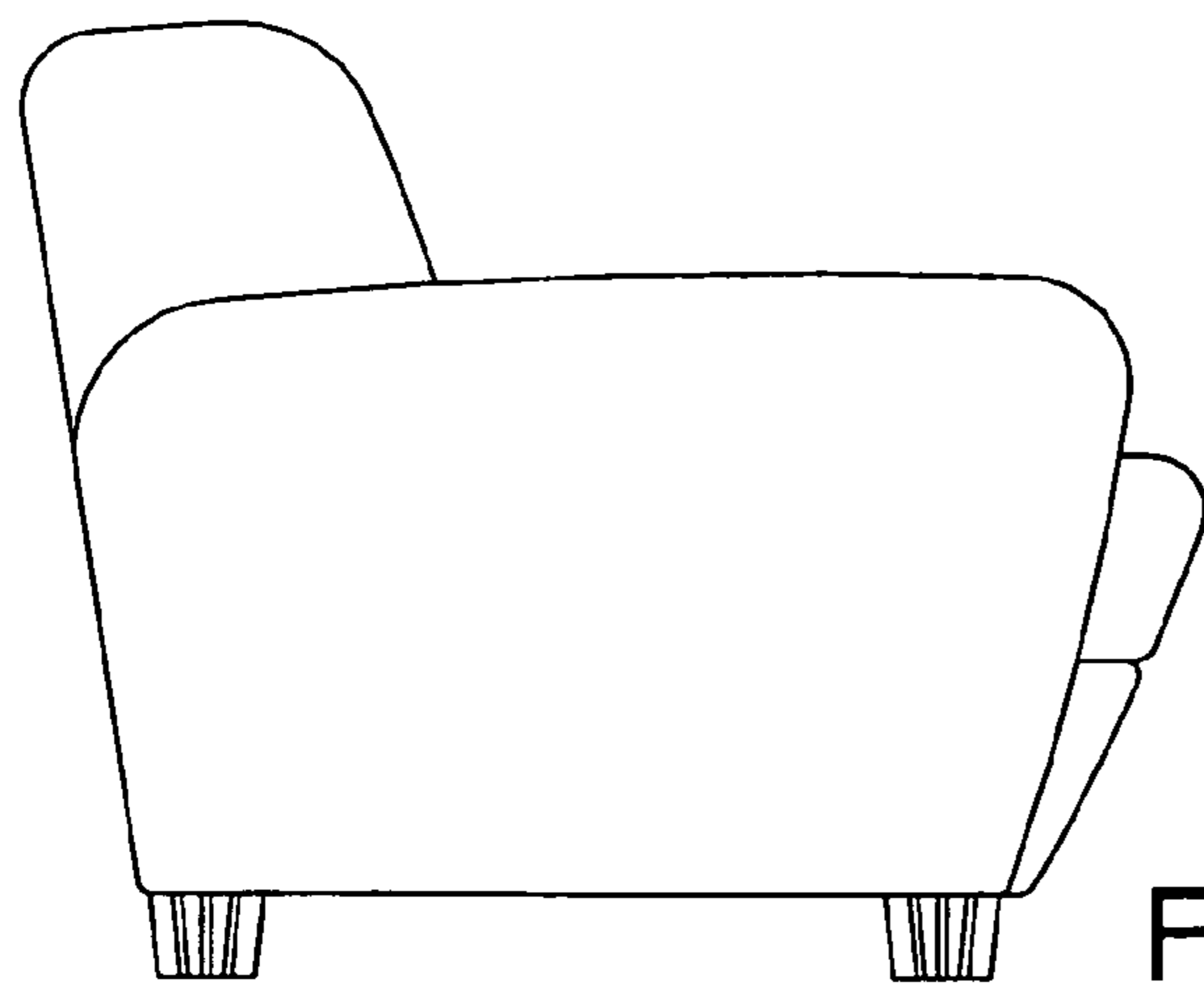
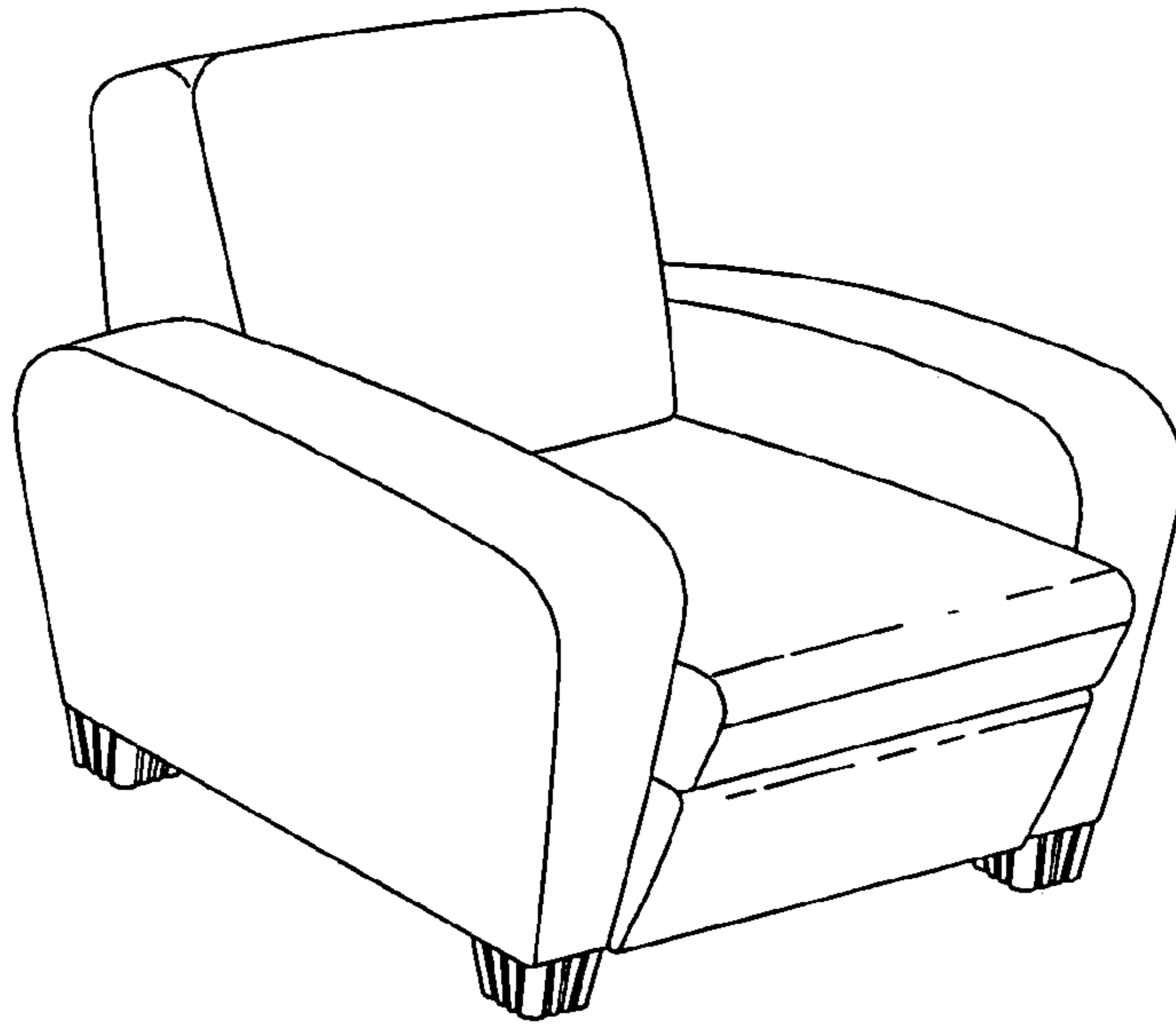


FIG 12

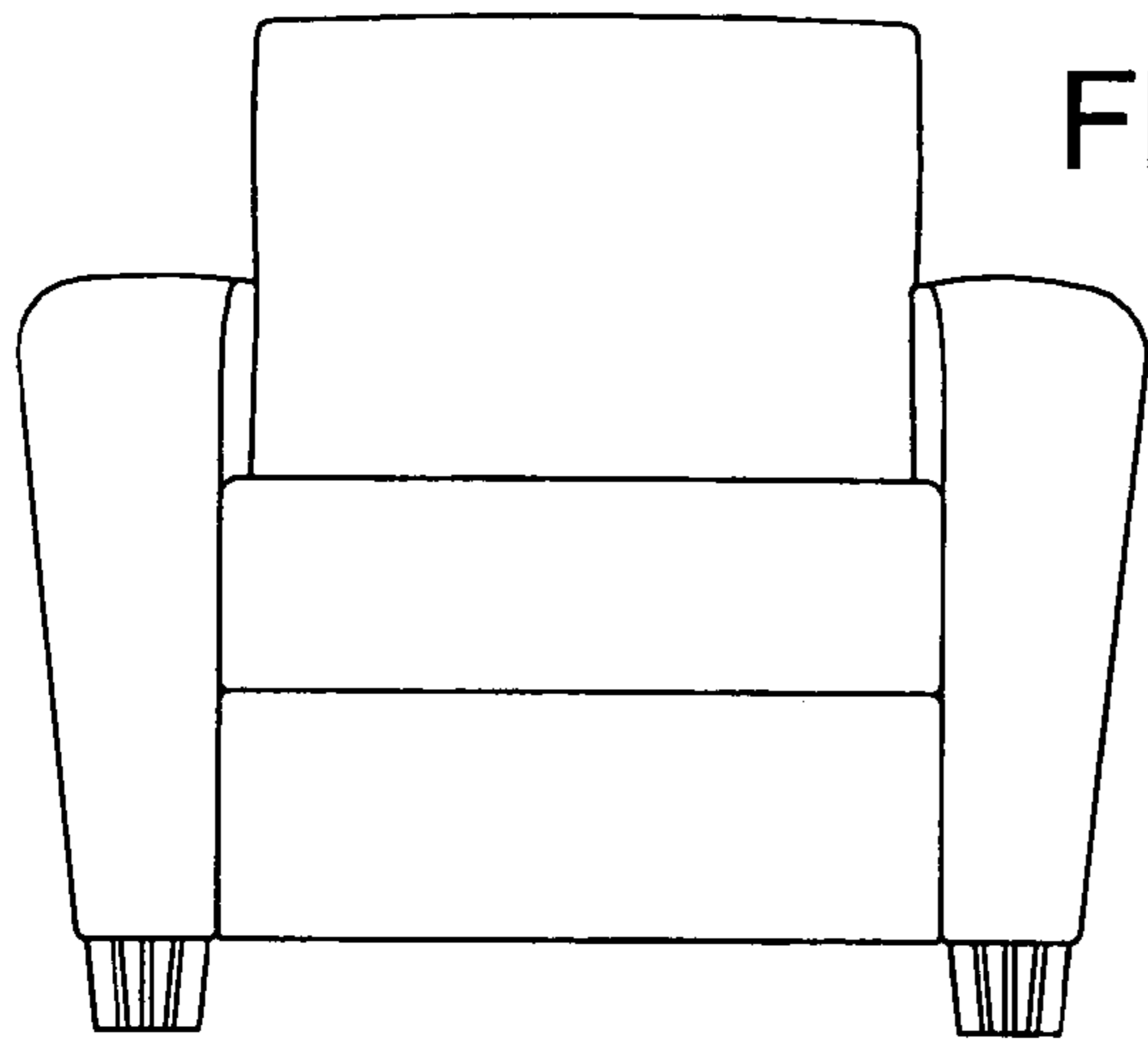


FIG 13

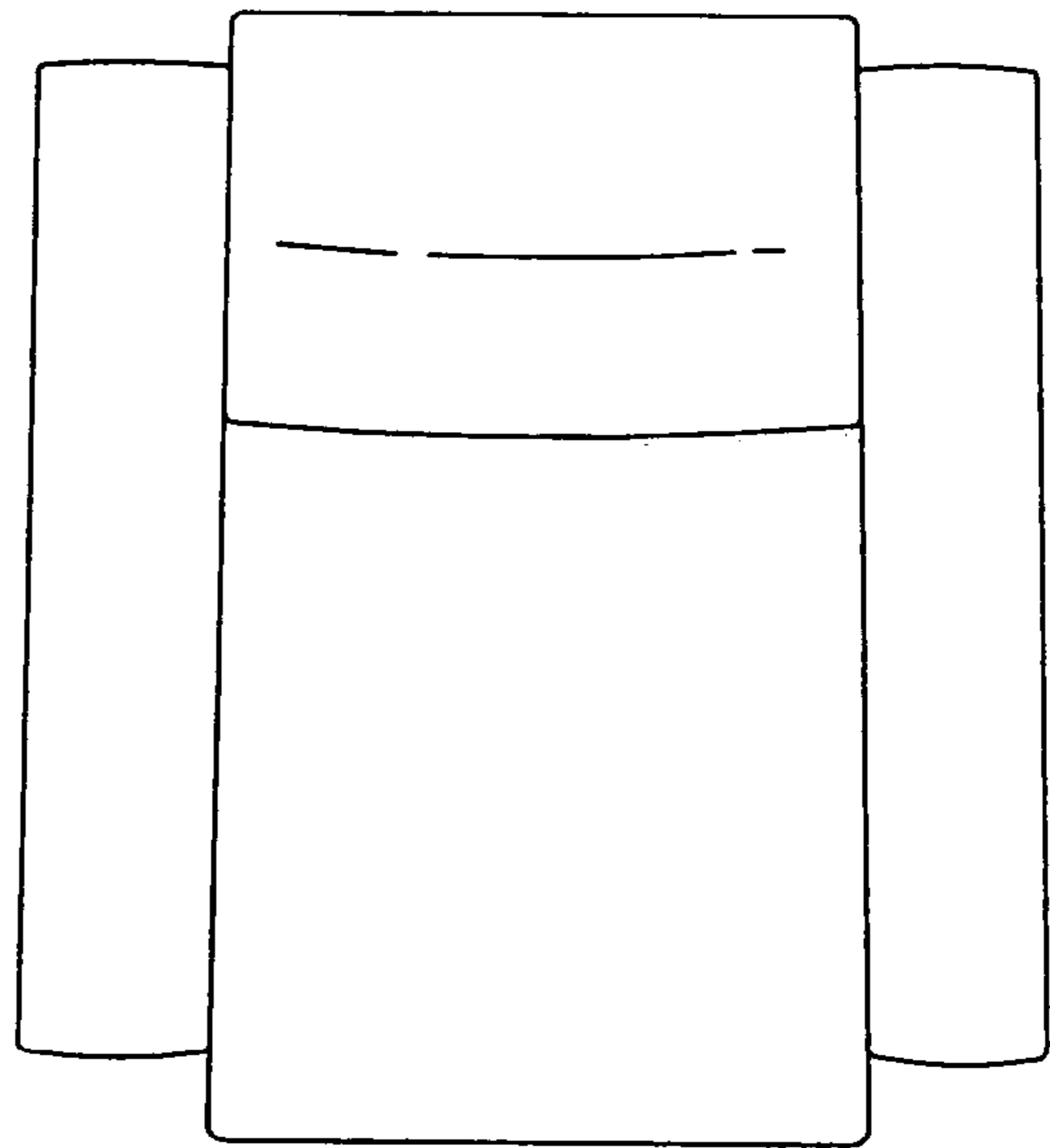


FIG 14




FIG 15