

US00D548476S

(12) **United States Design Patent**  
**Meijer**

(10) **Patent No.:** **US D548,476 S**

(45) **Date of Patent:** **\*\* Aug. 14, 2007**

(54) **CHAIR**

(76) Inventor: **Just Bernhard Meijer**,  
Utrechtsestraatweg 98, Rhenen (NL)  
NL-3911

(\*\*) Term: **14 Years**

(21) Appl. No.: **29/269,133**

(22) Filed: **Nov. 21, 2006**

(30) **Foreign Application Priority Data**

Nov. 6, 2006 (EM) ..... 000616297

(51) **LOC (8) Cl.** ..... **06-01**

(52) **U.S. Cl.** ..... **D6/375**

(58) **Field of Classification Search** ..... D6/334-336,  
D6/369, 374, 375, 376, 379, 380, 500-502;  
297/445.1, 446.1, 452.12, 452.14, 452.19,  
297/452.36

See application file for complete search history.

(56) **References Cited**

**U.S. PATENT DOCUMENTS**

D140,583 S \* 3/1945 Brunetti ..... D6/374

D192,029 S \* 1/1962 Avedon ..... D6/375

3,146,028 A \* 8/1964 Grosfillex ..... 297/452.14  
D422,804 S \* 4/2000 Tarlow ..... D6/369  
D431,914 S \* 10/2000 Lewis ..... D6/334  
D526,824 S \* 8/2006 Muller ..... D6/500

\* cited by examiner

*Primary Examiner*—Mimosa De

(74) *Attorney, Agent, or Firm*—Laurence A. Greenberg;  
Werner H. Stemer; Ralph E. Locher

(57) **CLAIM**

The ornamental design for the chair, as shown and described.

**DESCRIPTION**

FIG. 1 is a top plan view of the chair according to the invention;

FIG. 2 is a bottom plan view thereof;

FIG. 3 is a front elevational view thereof;

FIG. 4 is a rear elevational view thereof;

FIG. 5 is a left-side elevational view thereof;

FIG. 6 is a left, top, front perspective view thereof; and,

FIG. 7 is a right, bottom, rear perspective view thereof.

**1 Claim, 7 Drawing Sheets**






FIG. 1




FIG. 2




FIG. 3




FIG. 4

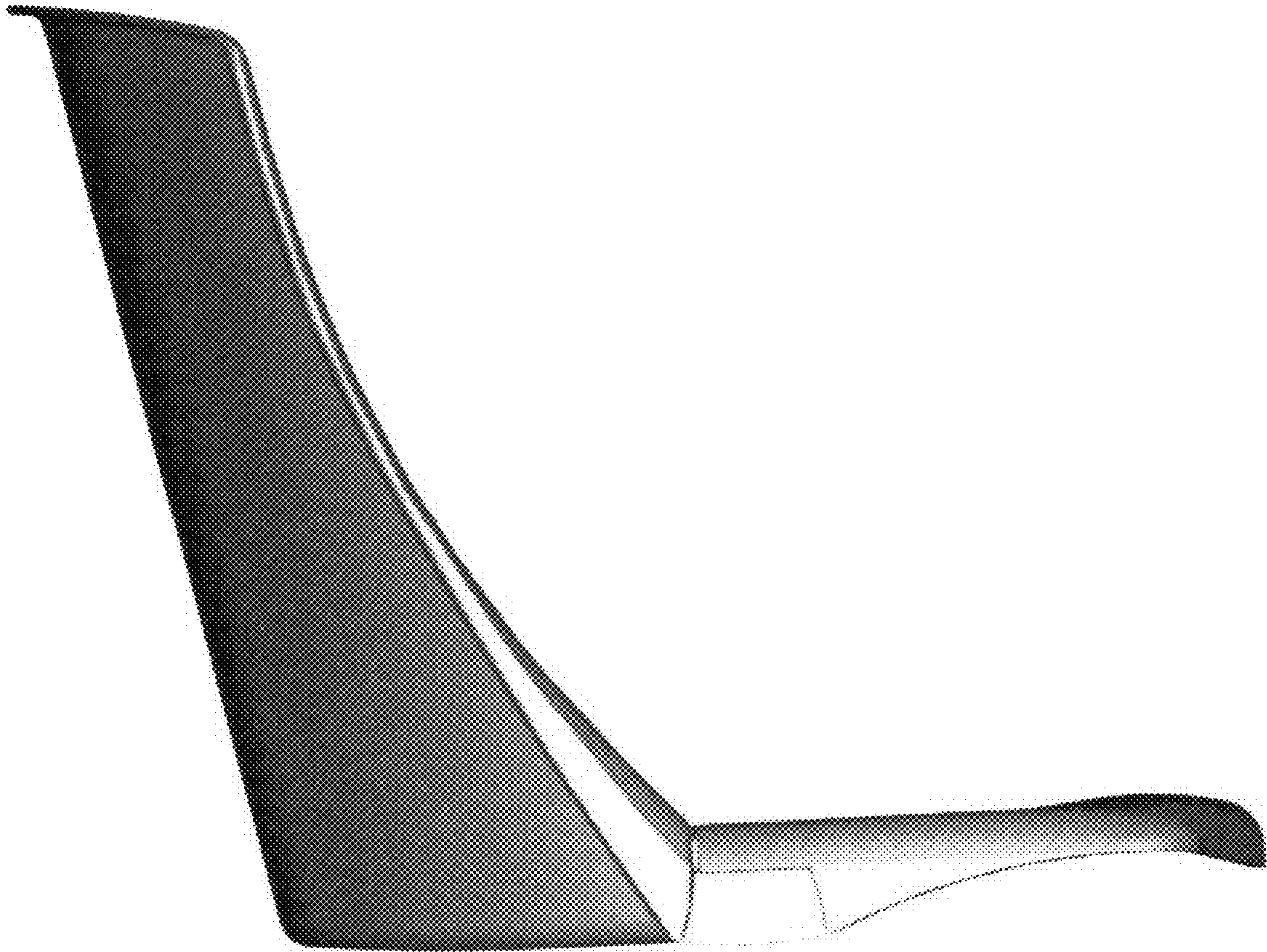


FIG. 5



FIG. 6




FIG. 7