



US00D548471S

(12) **United States Design Patent** (10) **Patent No.:** **US D548,471 S**
Ford et al. (45) **Date of Patent:** **** Aug. 14, 2007**

(54) **BOWLING TABLE**

(75) Inventors: **Gary J Ford**, Chesterfield, VA (US);
William Bredlow, Baltimore, MD
(US); **Brian Williamson**, Richmond,
VA (US)

(73) Assignee: **QubicaAMF Worldwide, LLC.**,
Mechanicsville, VA (US)

(**) Term: **14 Years**

(21) Appl. No.: **29/247,171**

(22) Filed: **Jun. 2, 2006**

Related U.S. Application Data

(63) Continuation of application No. 10/963,630, filed on
Oct. 14, 2004, now Pat. No. 7,077,464, which is a
continuation of application No. 10/438,874, filed on
May 16, 2003, now Pat. No. 6,848,741, which is a
continuation of application No. 29/162,606, filed on
Jun. 17, 2002, now Pat. No. Des. 478,427.

(51) **LOC (8) Cl.** **06-06**

(52) **U.S. Cl.** **D6/337; D6/511**

(58) **Field of Classification Search** D6/480-489,
D6/495-499, 511, 335-337; 108/150, 153.1,
108/155, 156, 157.1, 161, 157.18; 248/188,
248/188.1; 297/157.1, 158.3, 158.4, 158.5,
297/158.1

See application file for complete search history.

(56) **References Cited**

U.S. PATENT DOCUMENTS

D173,910 S	1/1955	Neuendorf	
D196,121 S *	8/1963	Soszynski D6/337
3,120,405 A	2/1964	Soszynski	
D206,998 S	2/1967	Benjamin	
3,477,760 A	11/1969	Bue et al.	
D222,806 S	1/1972	Wise	

D272,302 S	1/1984	Connelly	
D339,487 S	9/1993	Rizzi	
D342,873 S *	1/1994	Dannenberg D6/511
D367,772 S	3/1996	Stirling et al.	
D377,124 S	1/1997	Stirling et al.	
D379,874 S	6/1997	Stirling et al.	
D401,086 S *	11/1998	Hellwig et al. D6/482
D409,008 S	5/1999	Lunn	

(Continued)

OTHER PUBLICATIONS

Cappellini International Interiors, 1994, table top at bottom center
of page.*
Brunswick Framework Brochure, p. 1-4, www.brunswickbowling.
com/framework_line, Jun. 26, 2006.
Brunswick Furniture Brochure, pp. 1-14, copyright 2005.

Primary Examiner—Janice E. Seeger

(74) *Attorney, Agent, or Firm*—Greenblum & Bernstein,
P.L.C.

(57) **CLAIM**

We claim the ornamental design for a bowling table, as
shown and described.

DESCRIPTION

FIG. 1 is a front perspective view of the bowling table,
showing our new design;

FIG. 2 is a top plan view thereof;

FIG. 3 is a bottom plan view thereof;

FIG. 4 is a side elevational view thereof;

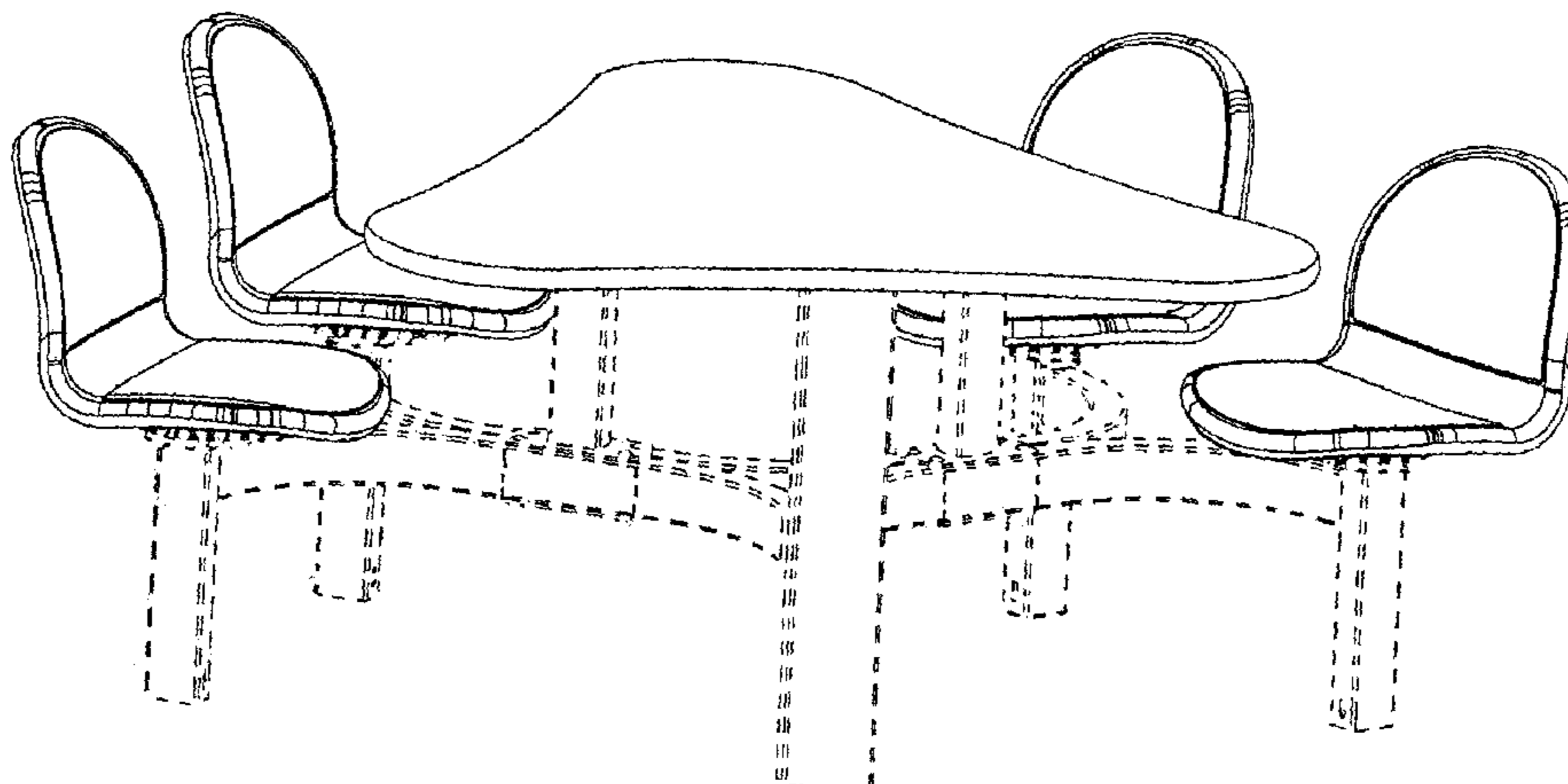
FIG. 5 is a front perspective view in an alternate environ-
ment;

FIG. 6 is a top plan view thereof; and,

FIG. 7 is a bottom plan view thereof.

The broken lines are for environmental purposes only and
form no part of the claimed design.

1 Claim, 7 Drawing Sheets



US D548,471 S

Page 2

U.S. PATENT DOCUMENTS

D412,415 S	8/1999	Adler et al.		D456,645 S	5/2002	Iverson	
D419,340 S *	1/2000	Swensson et al.	D6/486	D478,427 S *	8/2003	Ford et al.	D6/337
D427,802 S	7/2000	Adler et al.		D488,658 S *	4/2004	Ford et al.	D6/552
D443,441 S *	6/2001	Brown et al.	D6/482	7,077,464 B2 *	7/2006	Ford et al.	297/157.1

* cited by examiner

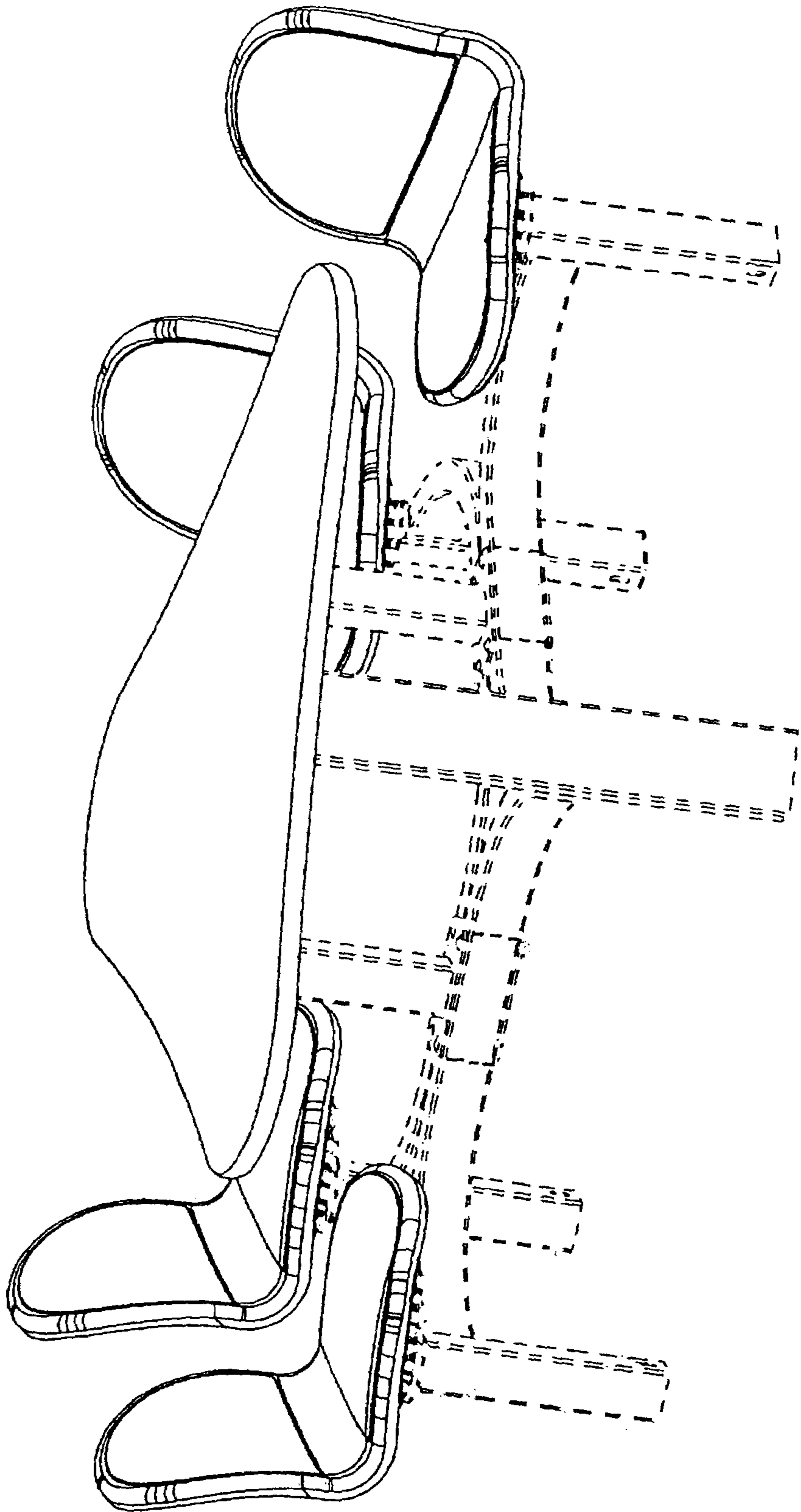


FIG 1

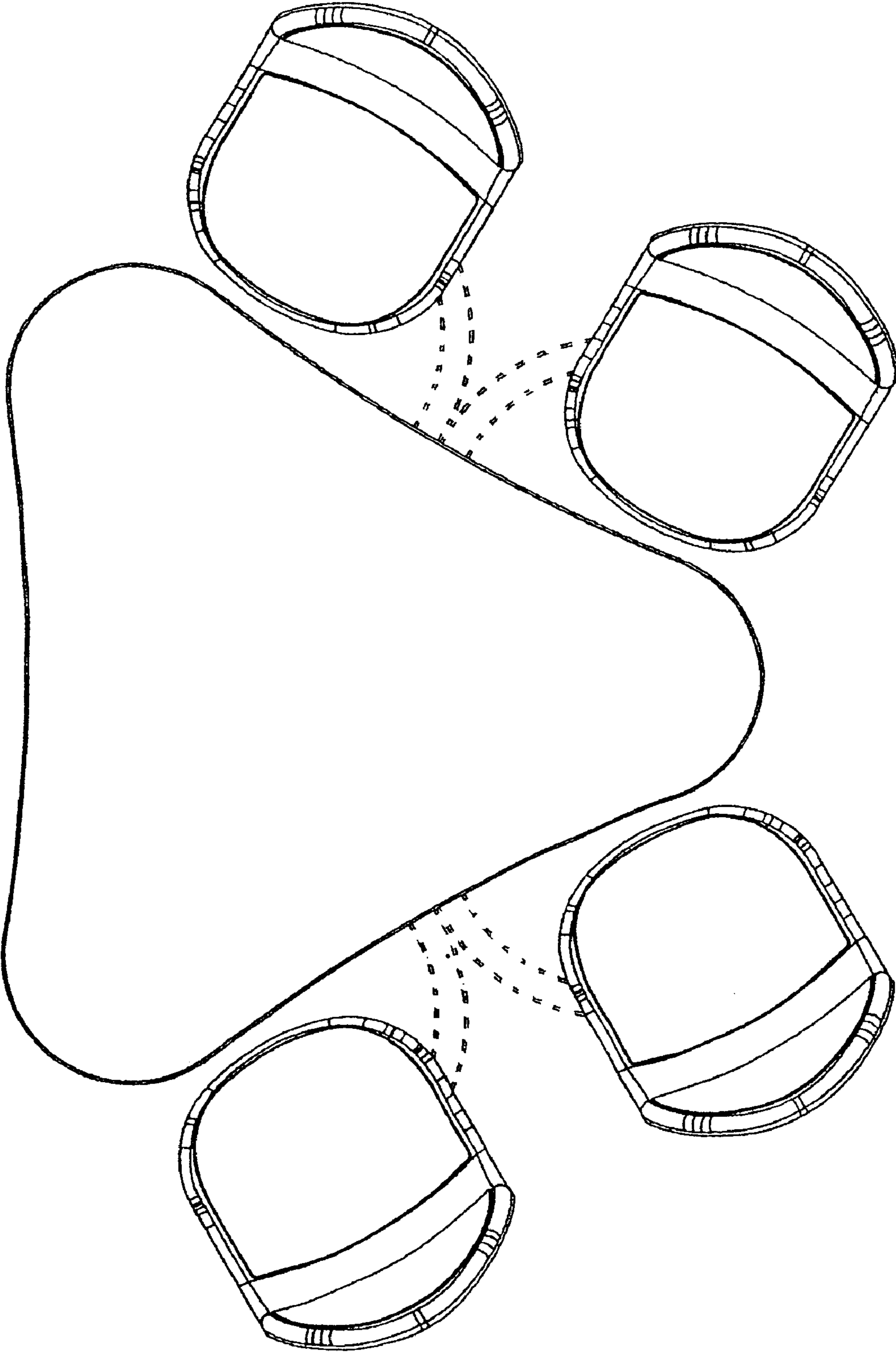


FIG 2

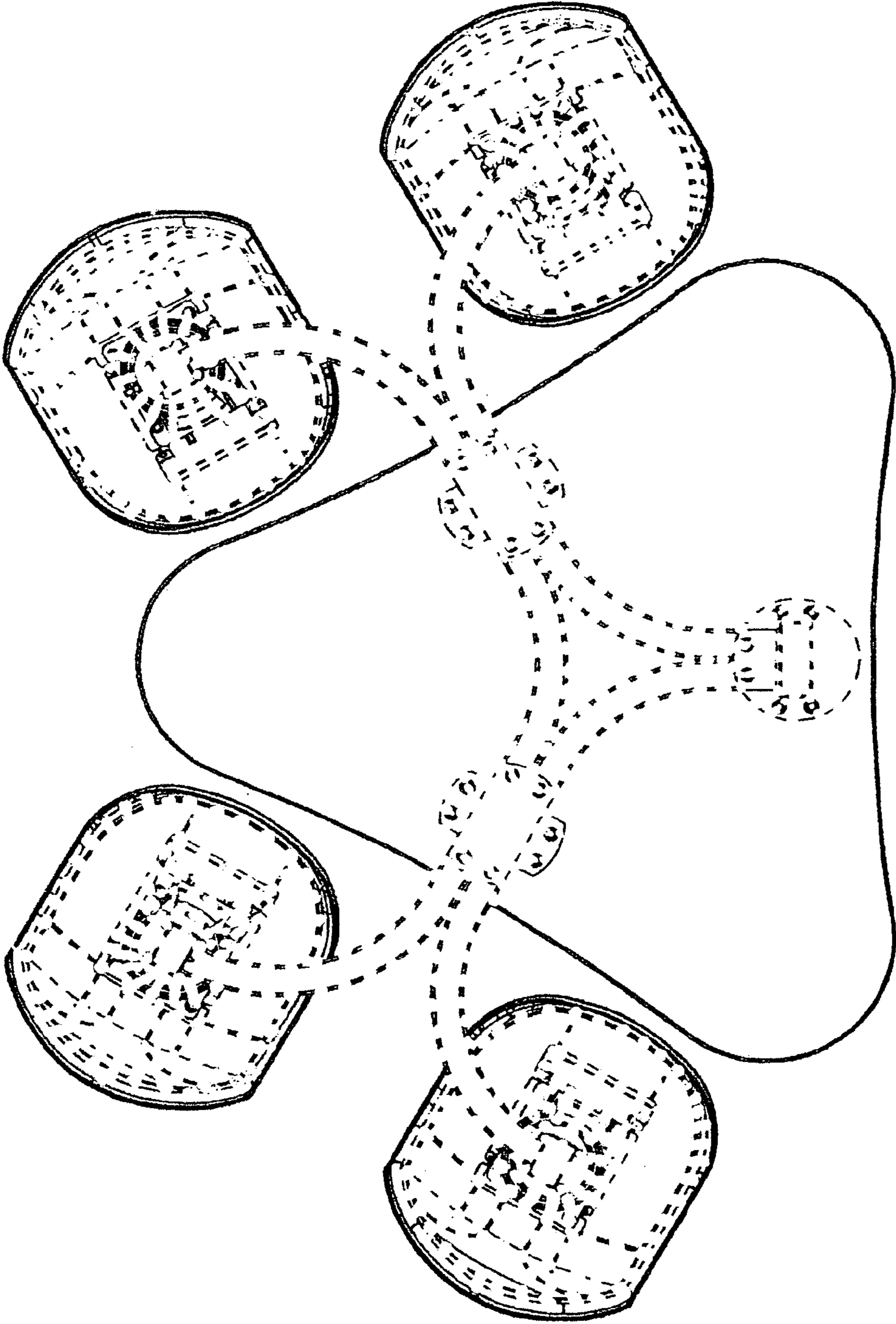


FIG 3

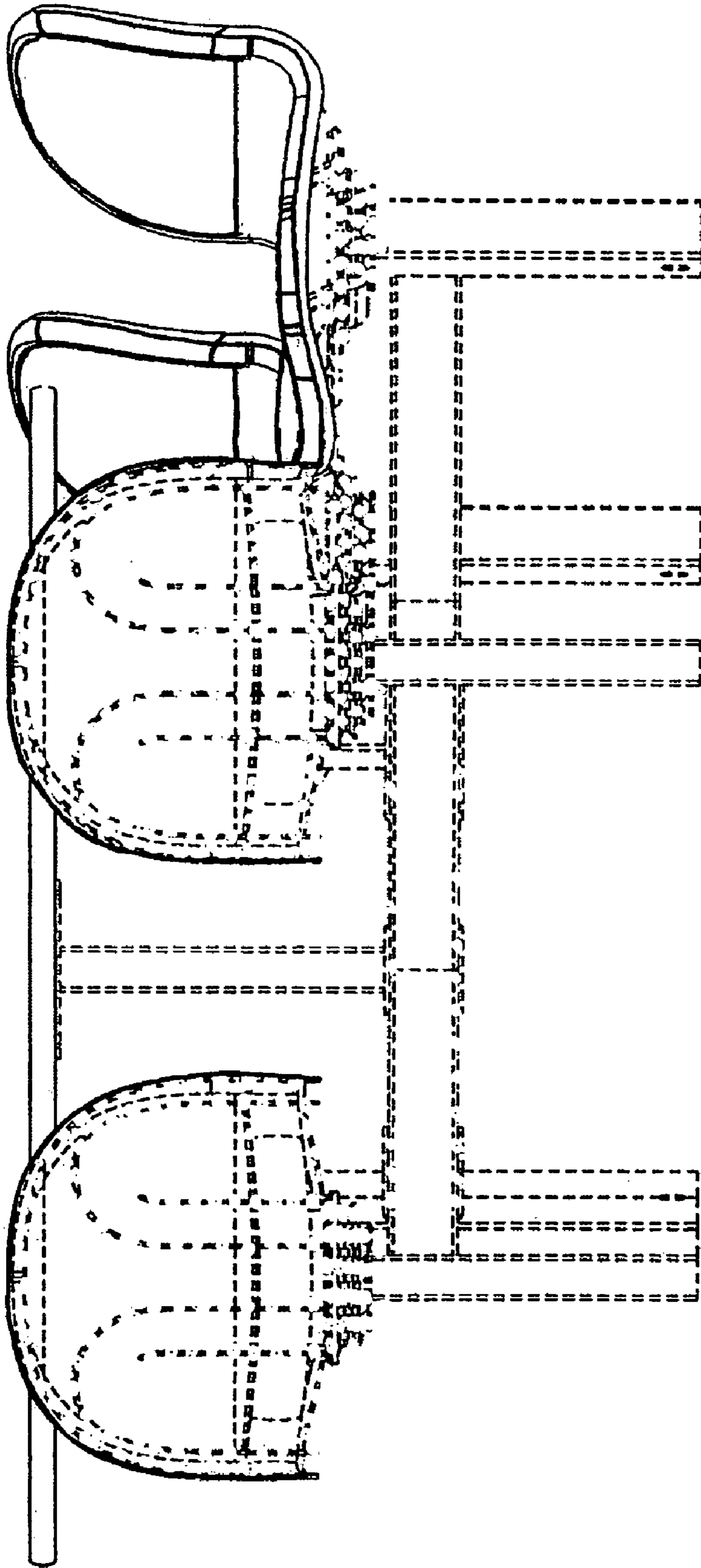


FIG 4

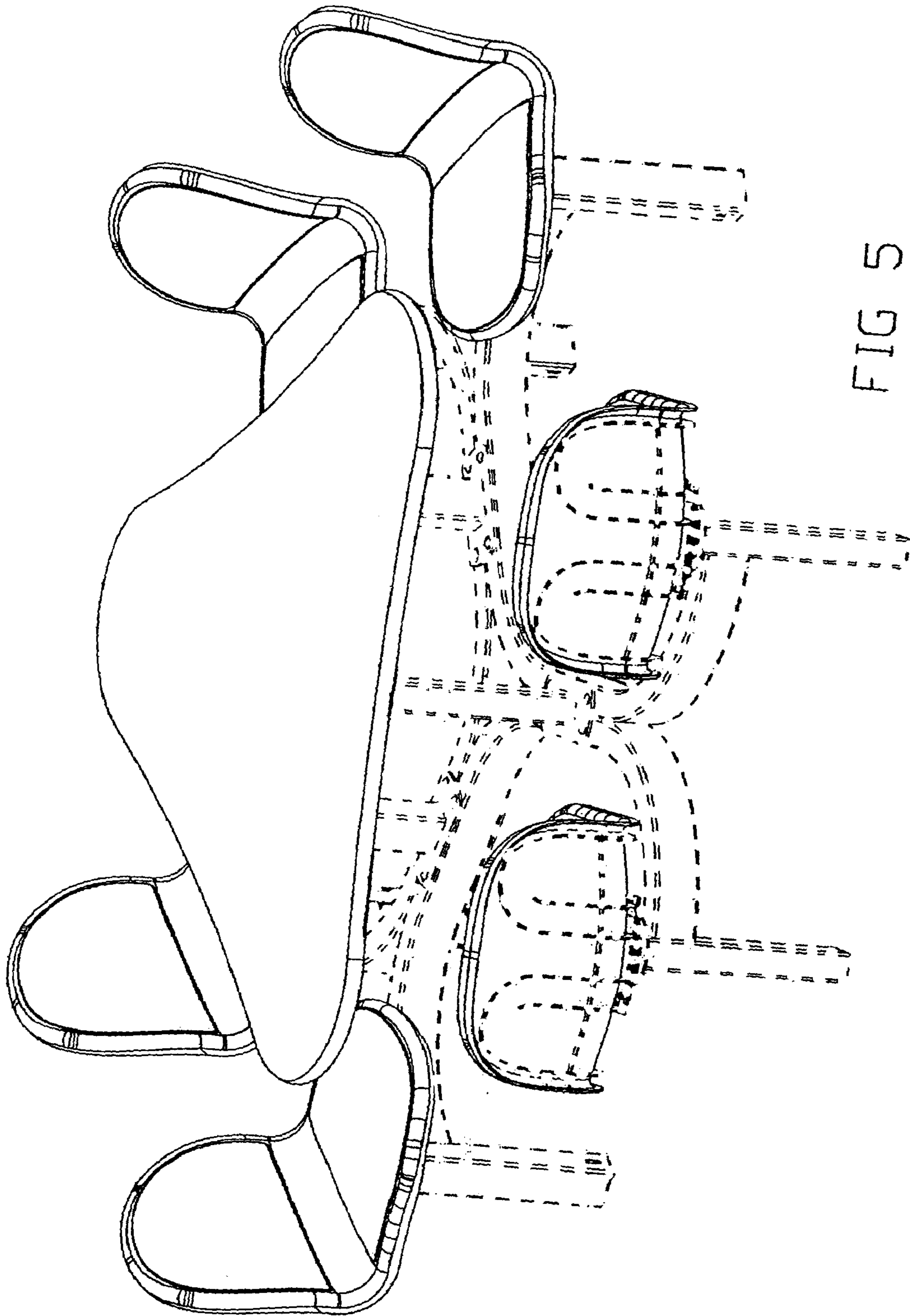


FIG 5

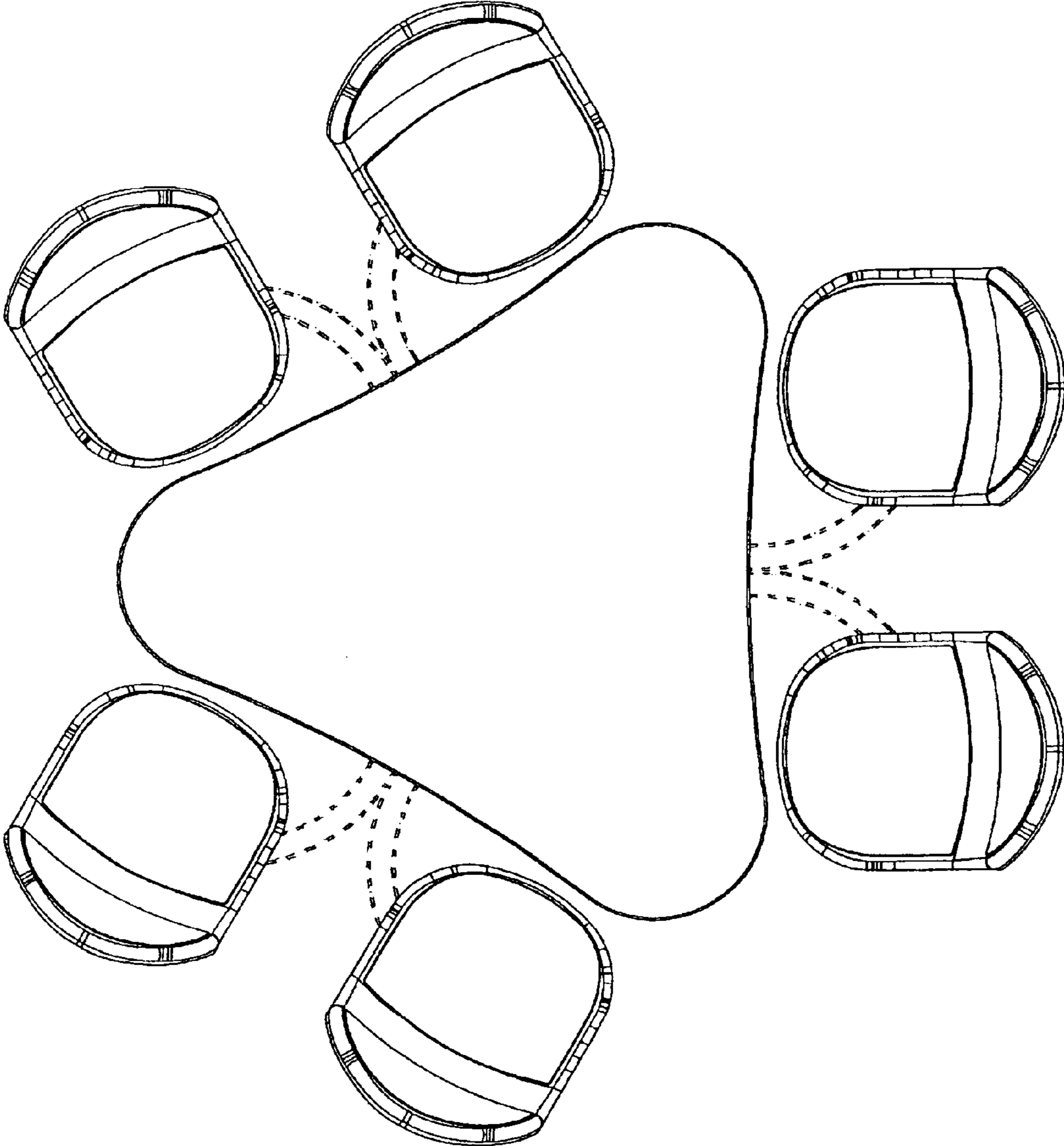


FIG 6

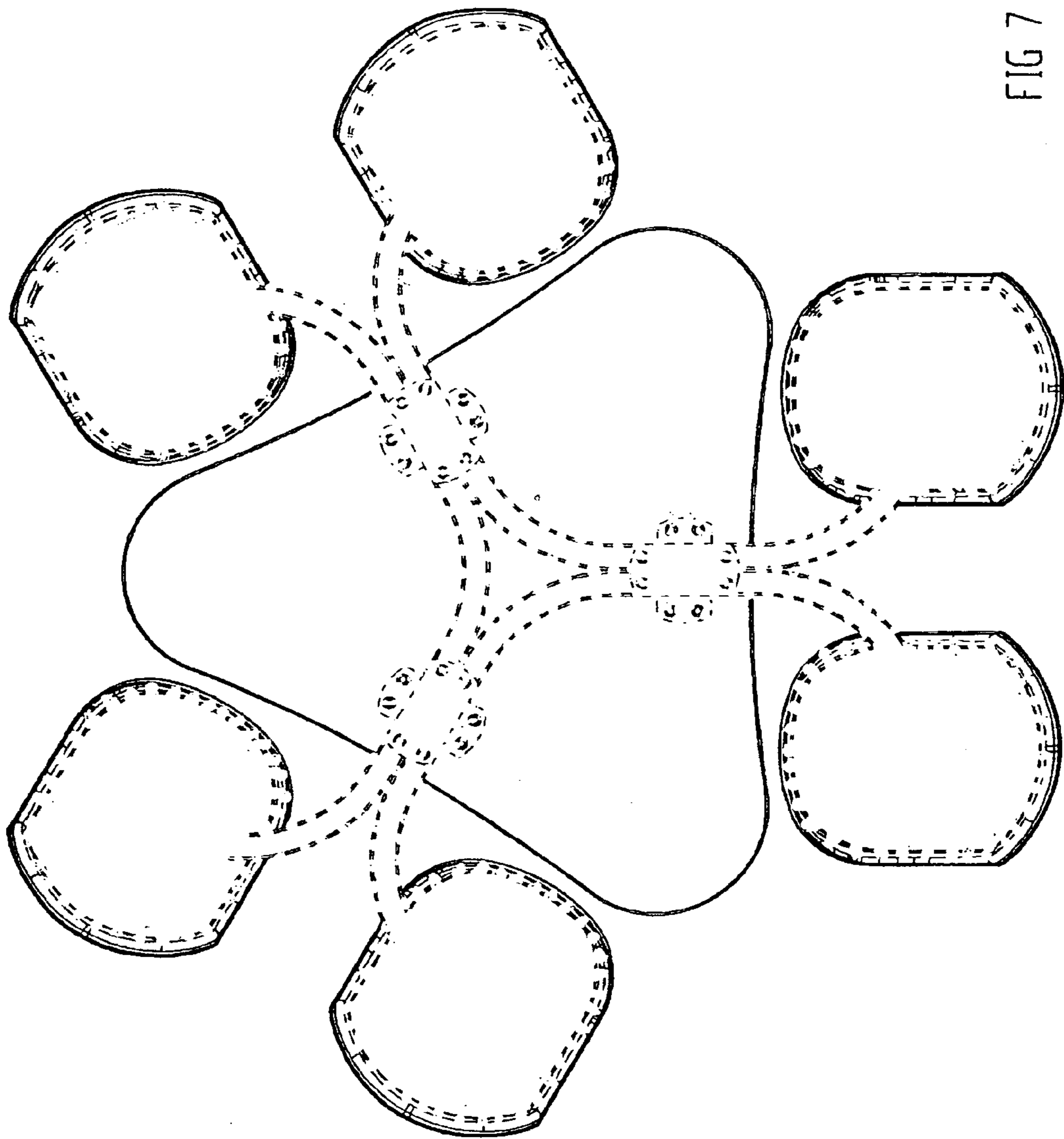


FIG 7