

US00D548468S

(12) **United States Design Patent**  
**Thompson**

(10) **Patent No.:** **US D548,468 S**

(45) **Date of Patent:** **\*\* Aug. 14, 2007**

(54) **PHOTO HOLDER**

(76) Inventor: **Roger A. Thompson**, 20605 F 1/2 Road,  
Grand Junction, CO (US) 81506

(\*\*) Term: **14 Years**

(21) Appl. No.: **29/254,166**

(22) Filed: **Feb. 21, 2006**

(51) **LOC (8) Cl.** ..... **06-07**

(52) **U.S. Cl.** ..... **D6/312**

(58) **Field of Classification Search** ..... D6/300-314,  
D6/444; 40/700, 734, 735, 743, 721, 729,  
40/730, 733, 745, 777, 780, 786

See application file for complete search history.

(56) **References Cited**

**U.S. PATENT DOCUMENTS**

2,616,431	A *	11/1952	Kalwajtys	.....	40/537
4,561,476	A *	12/1985	Bunkoczy	.....	141/311 R
D328,610	S *	8/1992	Walker	.....	D19/26
D364,042	S *	11/1995	Chavez et al.	.....	D6/314
D383,999	S *	9/1997	Werley	.....	D11/132
D446,809	S *	8/2001	Parker	.....	D19/26
D484,320	S *	12/2003	Sakaguchi	.....	D6/305
D499,254	S *	12/2004	Adam	.....	D6/300

\* cited by examiner

*Primary Examiner*—Janice E. Seeger

*Assistant Examiner*—Sydney R. Buffalow

(74) *Attorney, Agent, or Firm*—Crossley Patent Law; Mark  
A. Crossley

(57) **CLAIM**

The ornamental design for a photo holder, as shown and  
described.

**DESCRIPTION**

FIG. 1 is a front elevation view of a photo holder showing  
my new design;

FIG. 2 is a rear elevation view;

FIG. 3 is a left elevation view;

FIG. 4 is a right elevation view;


FIG. 5 is a top plan view;

FIG. 6 is a bottom plan view; and,

FIG. 7 is an isometric view of a photo holder showing my  
new design.

The dotted lines shown in FIGS. 1 and 7 represent the  
outline of an exemplary photograph and form no basis of the  
claimed design. The dotted lines shown in FIG. 2 represent  
exemplary greetings and form no basis of the claimed  
design.

**1 Claim, 5 Drawing Sheets**



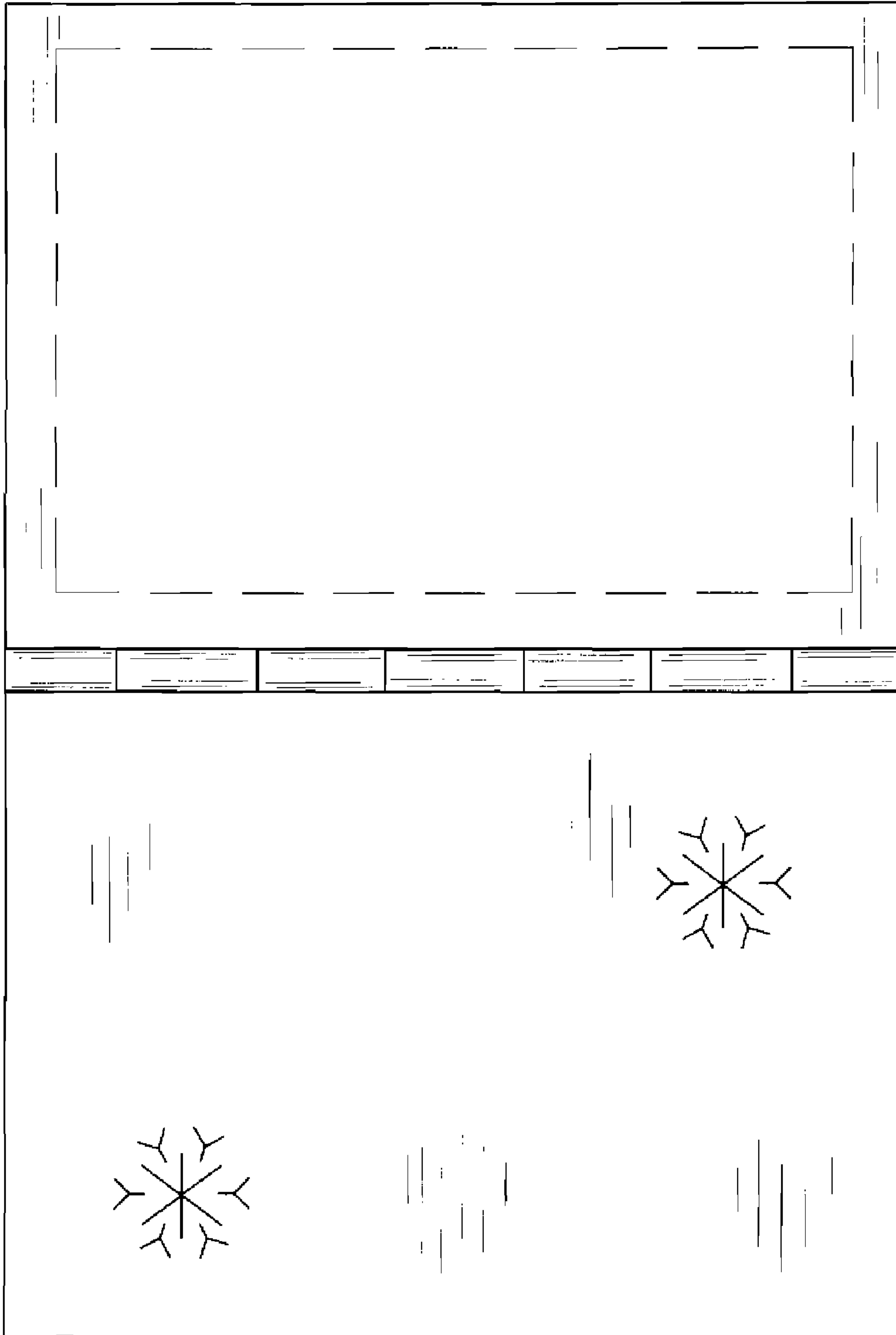


FIG. 1

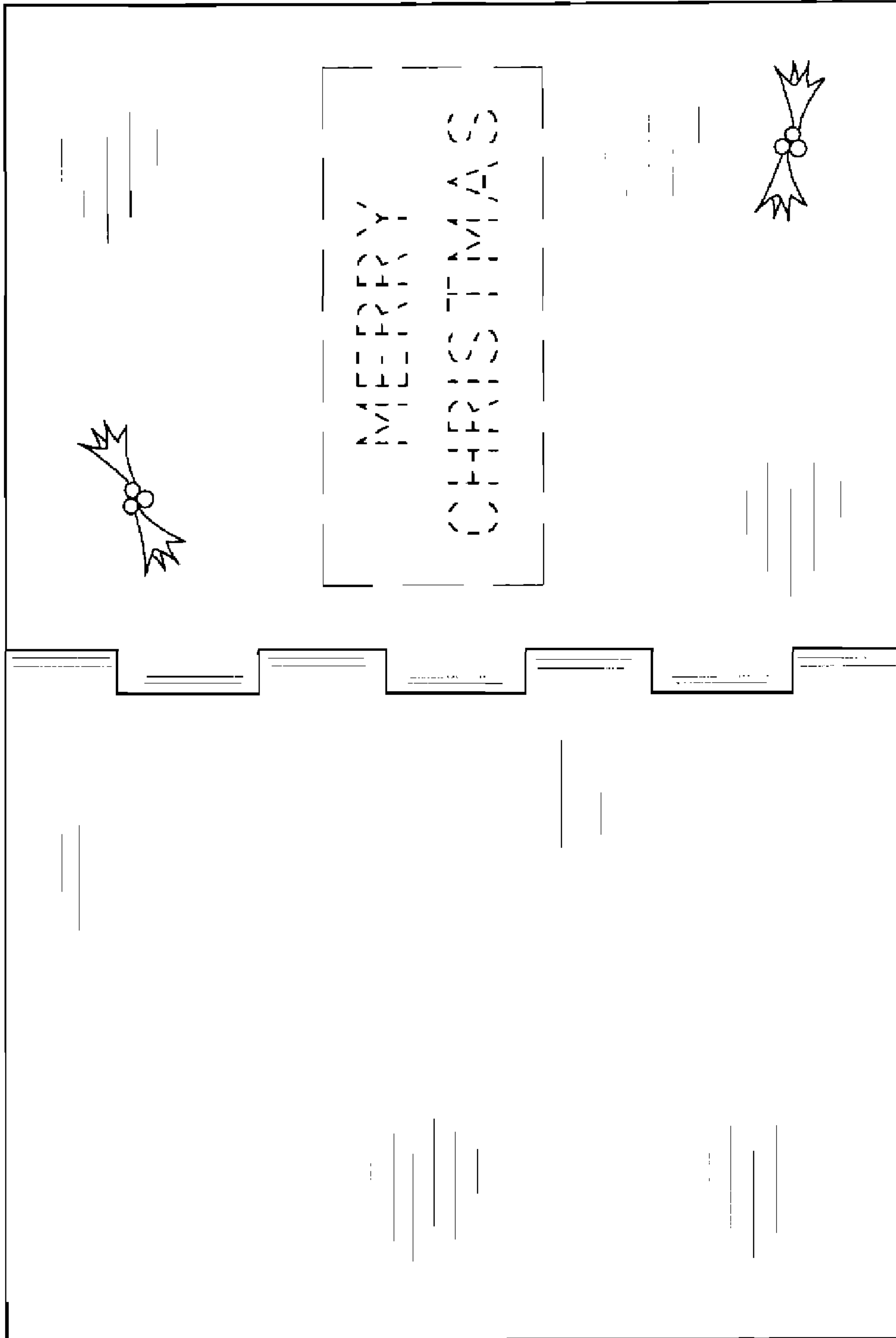


FIG. 2

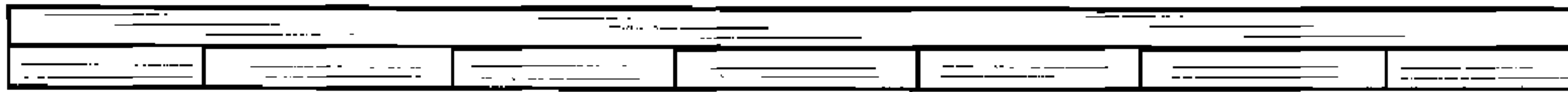


FIG. 4




FIG. 3



FIG. 5



FIG. 6

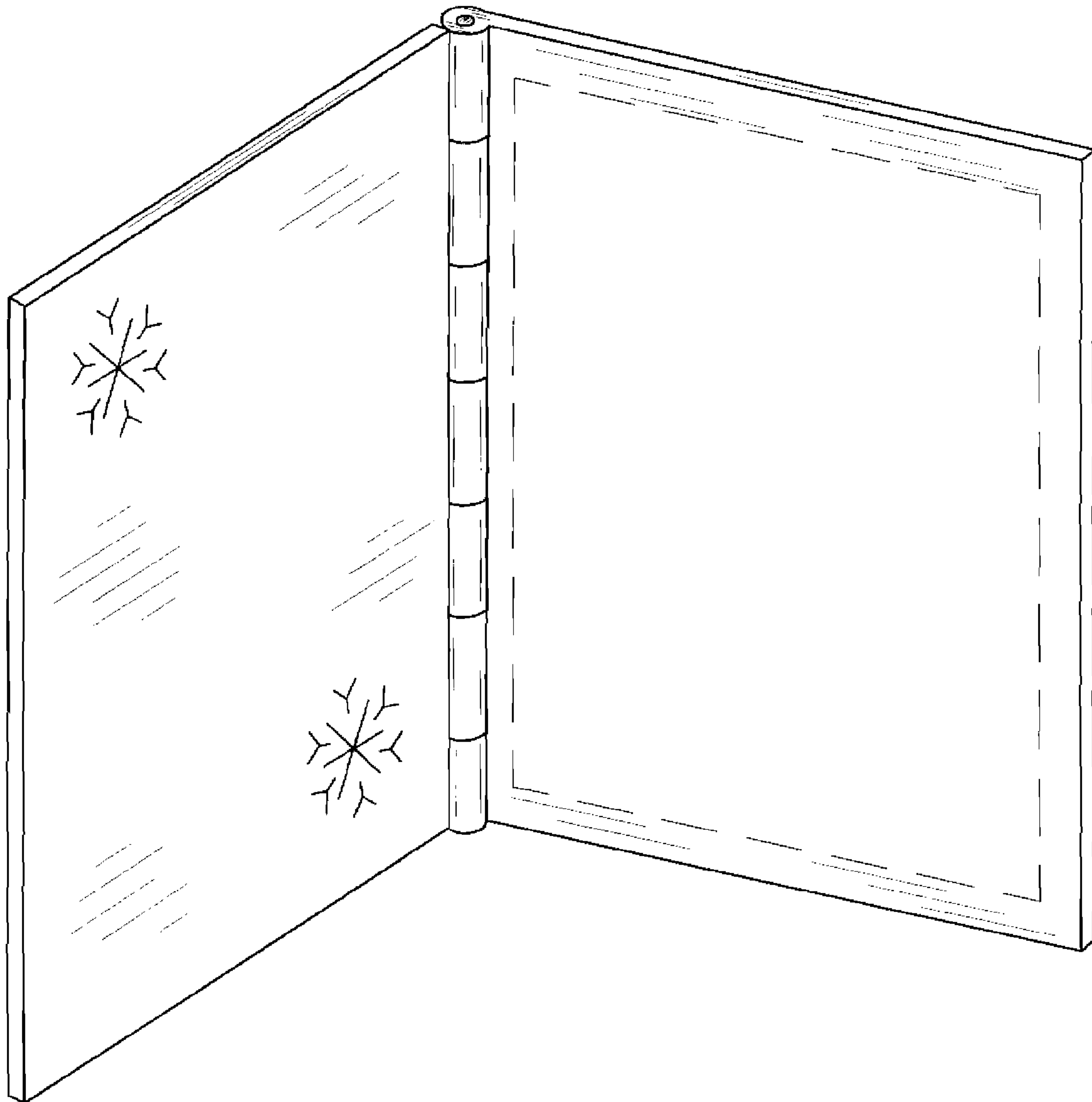


FIG. 7