



US00D548467S

(12) **United States Design Patent**
Silker

(10) **Patent No.:** **US D548,467 S**

(45) **Date of Patent:** **** Aug. 14, 2007**

(54) **MIRROR-BASE COMBINATION**

(75) Inventor: **Neil Silker**, Carlton, MN (US)

(73) Assignee: **Cosmetic Surgery Suppliers, Inc.**,
Stone Mountain, GA (US)

(**) Term: **14 Years**

(21) Appl. No.: **29/253,849**

(22) Filed: **Feb. 14, 2006**

(51) **LOC (8) Cl.** **06-07**

(52) **U.S. Cl.** **D6/310**

(58) **Field of Classification Search** D6/300-314,
D6/568, 444, 428, 419; 40/700, 711, 722,
40/734, 738, 745, 747, 765, 790, 798, 774,
40/776; D19/26, 65; D23/366; 248/472;
359/879; D28/64.1, 64.4, 64.6

See application file for complete search history.

(56) **References Cited**

U.S. PATENT DOCUMENTS

370,623	A	9/1887	Hooker	
433,708	A *	8/1890	Wiederer	248/472
1,836,900	A	12/1931	Campbell	
D95,698	S *	5/1935	Milliken	D6/309
2,036,184	A	4/1936	Armstrong	
3,022,709	A	2/1962	Duggan	
D243,478	S *	2/1977	Jones	D6/309
4,235,524	A	11/1980	Lechter et al.	
4,720,184	A	1/1988	Watson	

D305,837	S *	2/1990	Bowman	D6/419
5,357,377	A	10/1994	Payne, Jr. et al.	
5,430,578	A	7/1995	Reagan	
5,625,501	A	4/1997	Taggart	
D425,313	S *	5/2000	Zadro	D6/309
6,206,530	B1 *	3/2001	Eberts	359/879
D442,371	S *	5/2001	Eberts	D6/312
D454,701	S *	3/2002	Eric	D6/308
D463,824	S *	10/2002	Kan	D19/65
D470,665	S *	2/2003	Harris et al.	D6/312
D532,981	S *	12/2006	Zadro	D6/310

* cited by examiner

Primary Examiner—Caron D. Veynar

Assistant Examiner—Sydney R. Buffalow

(74) *Attorney, Agent, or Firm*—Haugen Law Firm PLLP

(57) **CLAIM**

The ornamental design for a mirror-base combination, as shown and described.

DESCRIPTION

FIG. 1 is a perspective view of the design;

FIG. 2 is a side elevational view of the design;

FIG. 3 is a front elevational view of the design;

FIG. 4 is a rear elevational view of the design;

FIG. 5 is a top plan view of the design; and,

FIG. 6 is a bottom plan view of the design.

1 Claim, 4 Drawing Sheets




Fig.-1

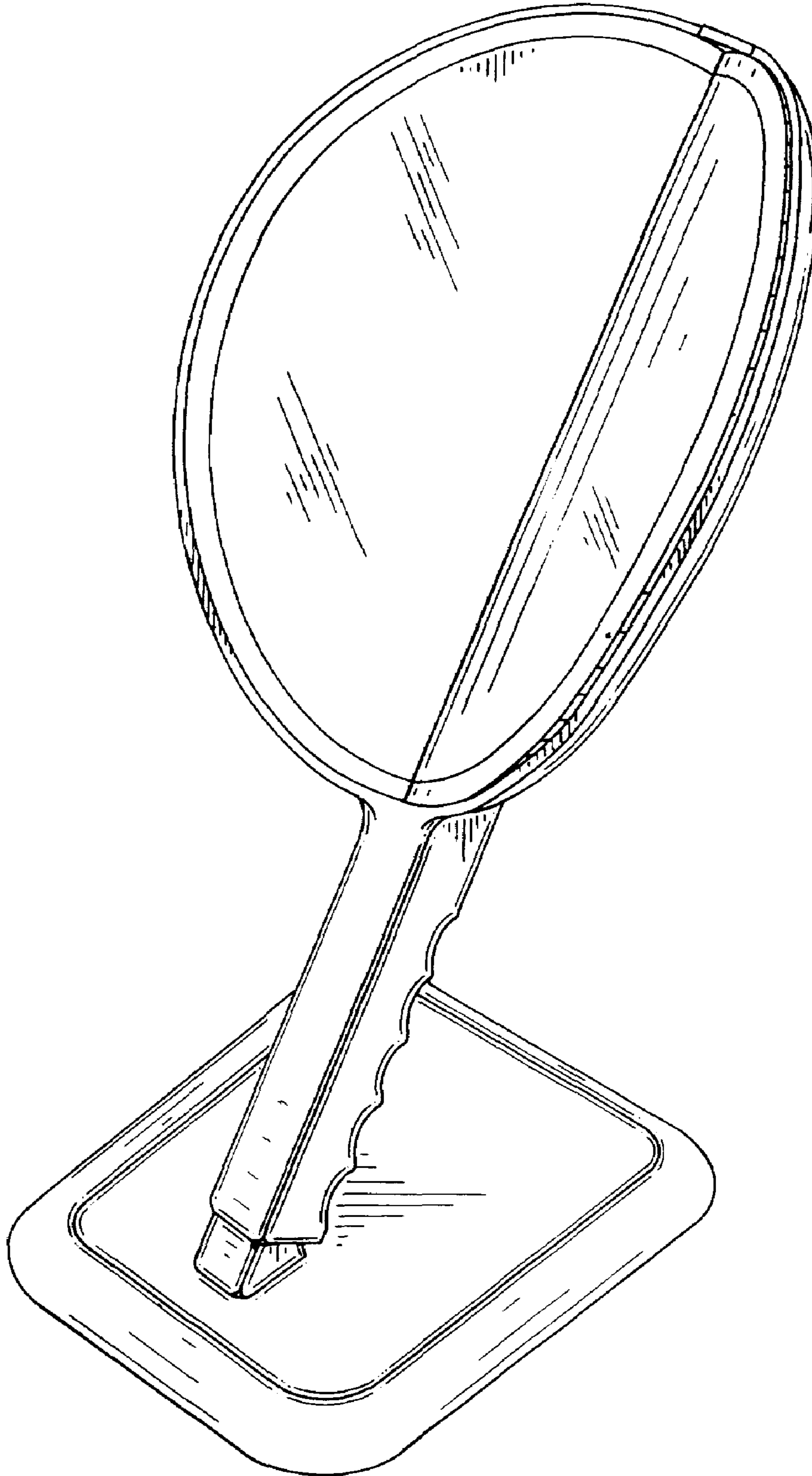


Fig.-2




Fig.-3

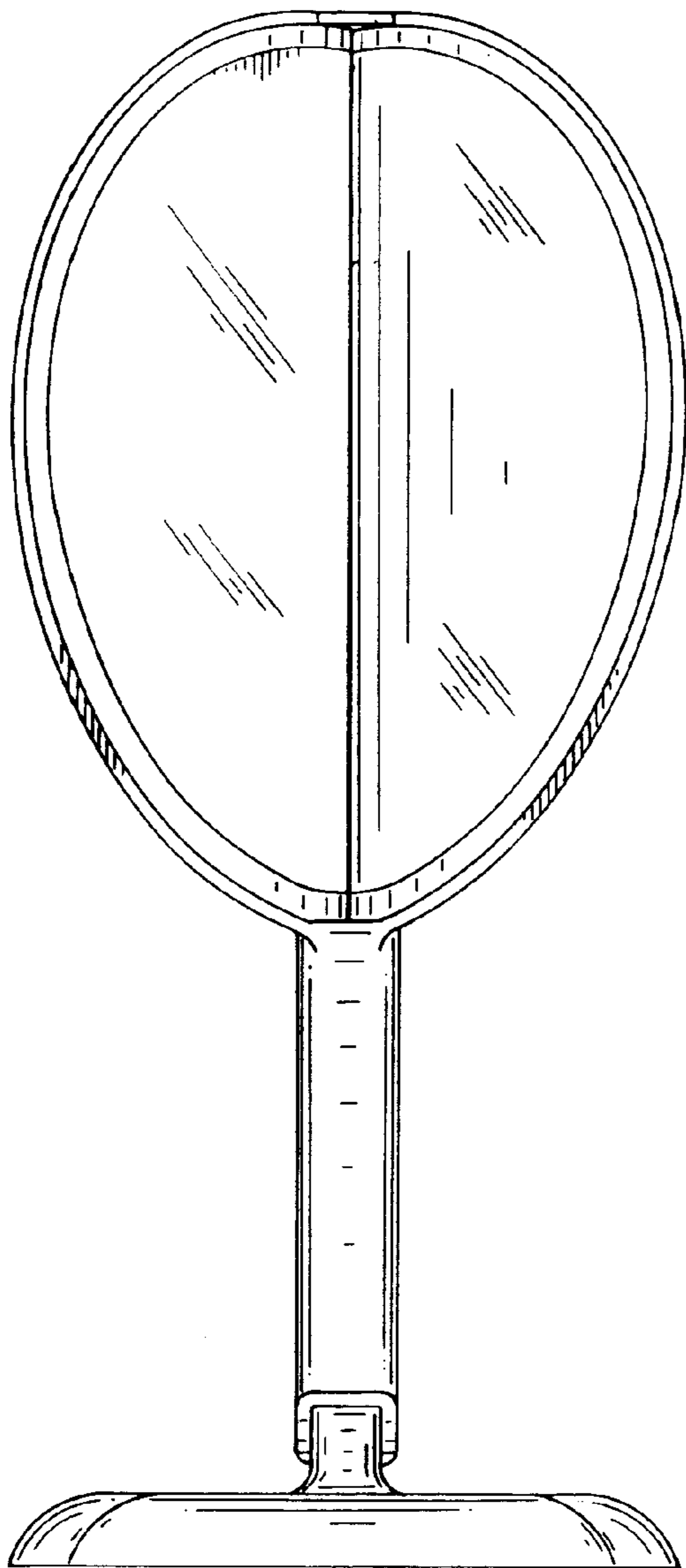
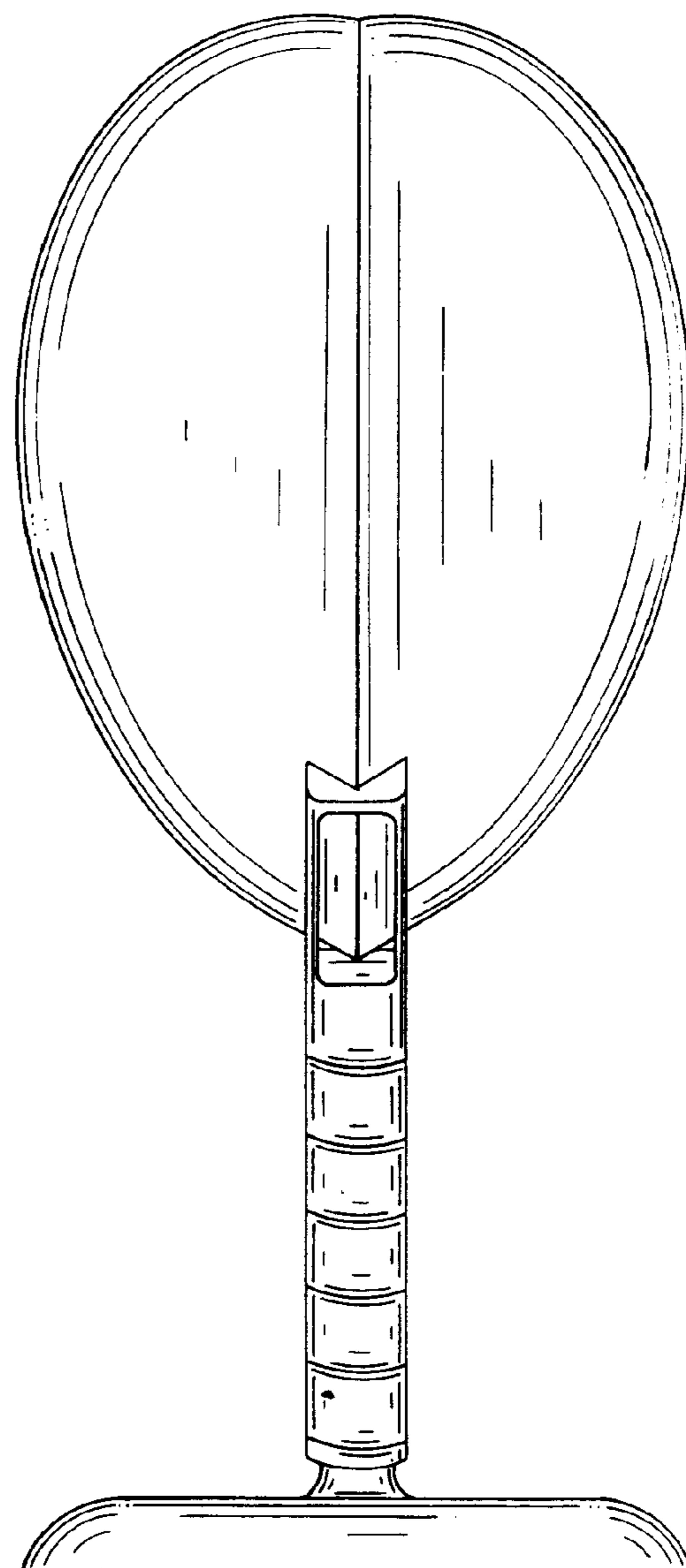


Fig.-4



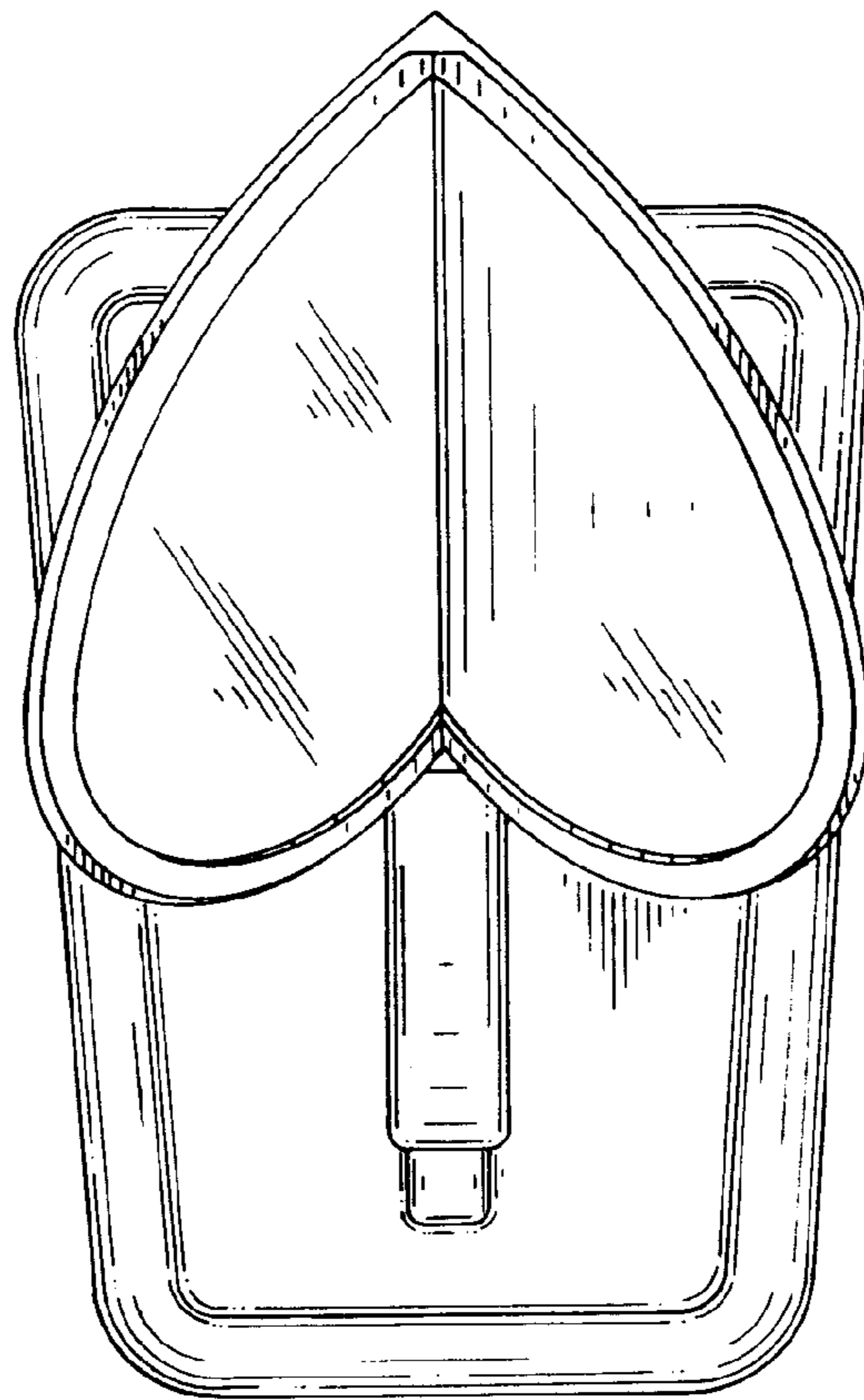


Fig.-5




Fig.-6