



US00D548460S

(12) **United States Design Patent** (10) **Patent No.:** **US D548,460 S**
Le Coq et al. (45) **Date of Patent:** **** Aug. 14, 2007**

(54) **CONTAINER FOR FLY FISHING TACKLE**

(75) Inventors: **John Land Le Coq**, Silverthorne, CO (US); **David Thompson**, Overland Park, KS (US)

(73) Assignee: **fishpond, LLC**, Silverthorne, CO (US)

(**) Term: **14 Years**

(21) Appl. No.: **29/260,339**

(22) Filed: **May 23, 2006**

Related U.S. Application Data

(62) Division of application No. 29/213,357, filed on Sep. 16, 2004, now Pat. No. Des. 521,234.

(51) **LOC (8) Cl.** **03-01**

(52) **U.S. Cl.** **D3/260; D3/301; D3/904**

(58) **Field of Classification Search** D3/260, D3/267, 289, 301, 303, 215-218, 318, 319, D3/902, 904-905; 206/315.11, 579, 5.11; 43/54.1; D2/829-830, 836
See application file for complete search history.

(56) **References Cited**

U.S. PATENT DOCUMENTS

5,465,425	A *	11/1995	Crispin	2/102
D379,262	S	5/1997	Seigel		
6,267,276	B1 *	7/2001	Cook	224/183
D457,723	S	5/2002	Tyler		
6,471,054	B2	10/2002	Nevarez		
D491,357	S	6/2004	Hassett		
2003/0173390	A1 *	9/2003	Smith	224/604
2005/0011108	A1	1/2005	Noraker		
2005/0177922	A1 *	8/2005	Ikenaga et al.	2/102
2006/0143774	A1 *	7/2006	Walsh et al.	2/94

OTHER PUBLICATIONS

Chest/Fanny Pack, shown open—from L.L. Bean-Fly Fishing Catalog, 2001 (available online at <http://catalogs.google.com>).

J.W. Outfitters Deluxe Pocket Pack—from Bob Marriott's Fly Fishing Store Catalog, 2002 (available as above).

Chest and Hydration Pack—from Orvis-Fly Fishing Catalog, Spring 2003 (available as above).

* cited by examiner

Primary Examiner—Philip S. Hyder

Assistant Examiner—RoseLynne (Ulm) Cody

(74) *Attorney, Agent, or Firm*—Reinhart Boerner Van Deuren s.c.

(57) **CLAIM**

The ornamental design for a container for fly fishing tackle, as shown and described.

DESCRIPTION

FIG. 1 is a perspective view of a container for fly fishing tackle showing my new design;

FIG. 2 is a front elevational view of the container for fly fishing tackle illustrated in FIG. 1;

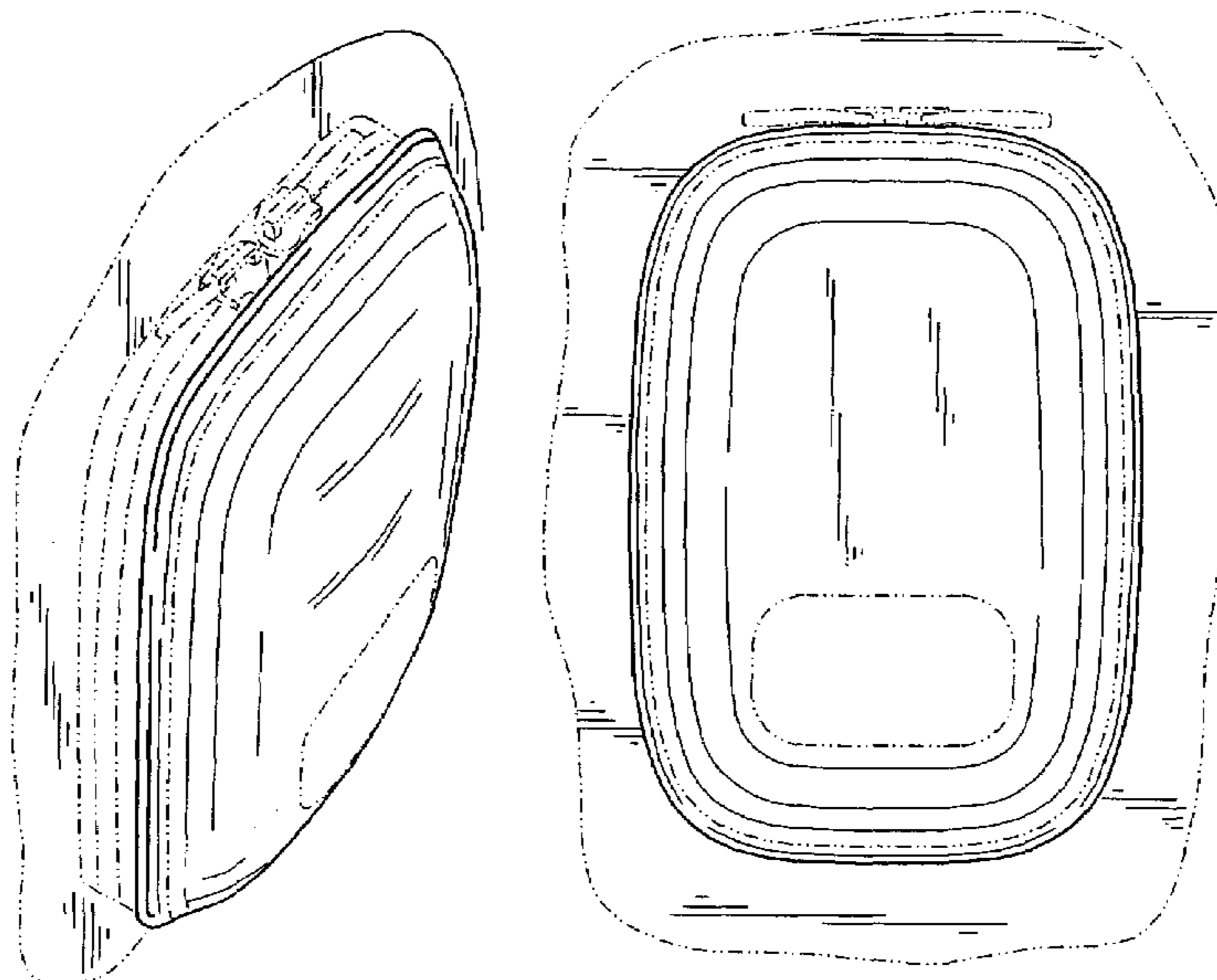
FIG. 3 is a left-side elevational view of the container for fly fishing tackle illustrated in FIGS. 1-2, the right-side elevational view being a mirror image thereof;

FIG. 4 is a top plan view of the container for fly fishing tackle illustrated in FIGS. 1-3; and,

FIG. 5 is a bottom plan view of the container for fly fishing tackle illustrated in FIGS. 1-4, the rear elevational view being plain and unornamented.

The detail shown in broken lines is for illustrative purposes only and forms no part of the claimed design.

1 Claim, 2 Drawing Sheets



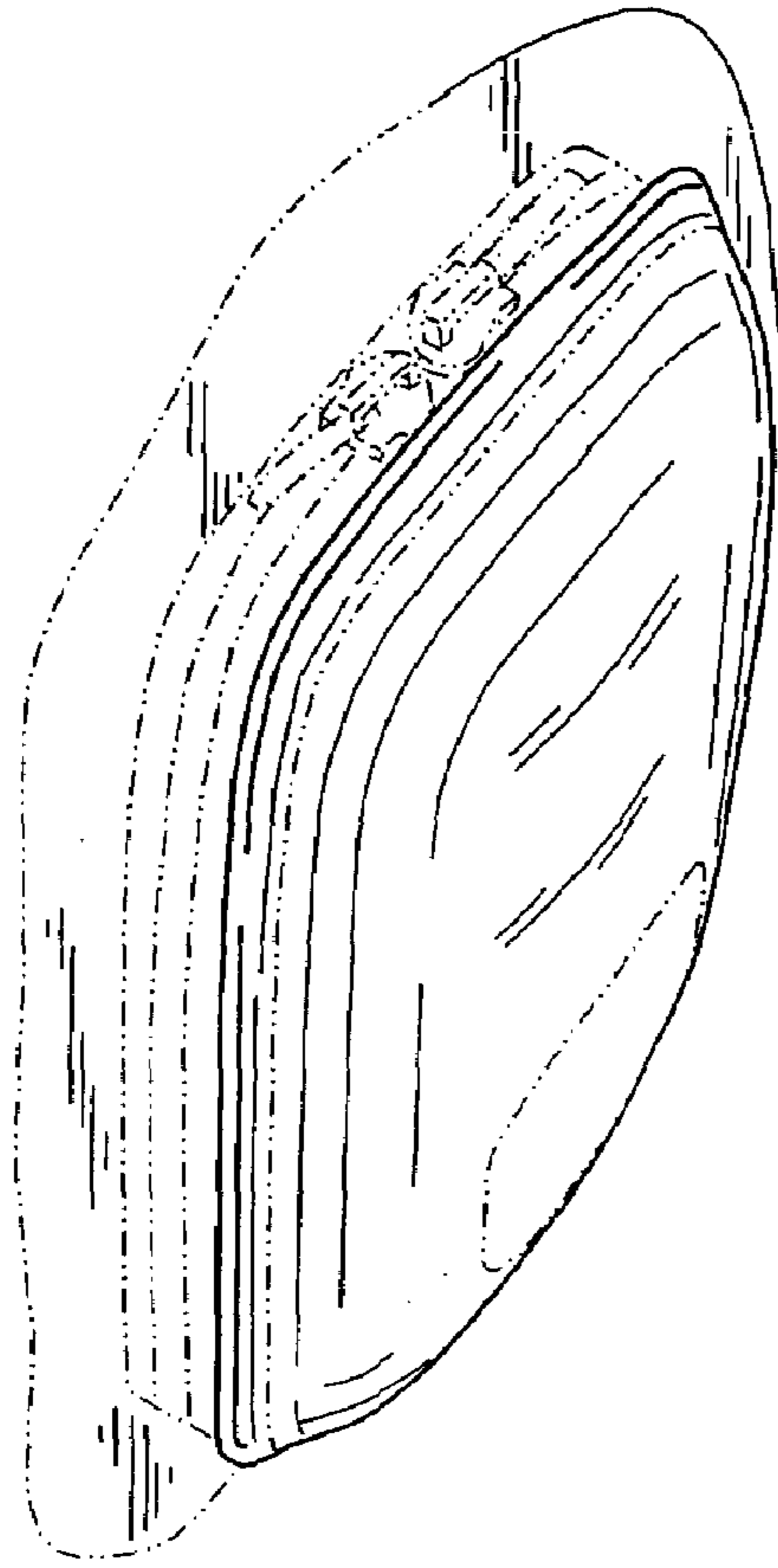
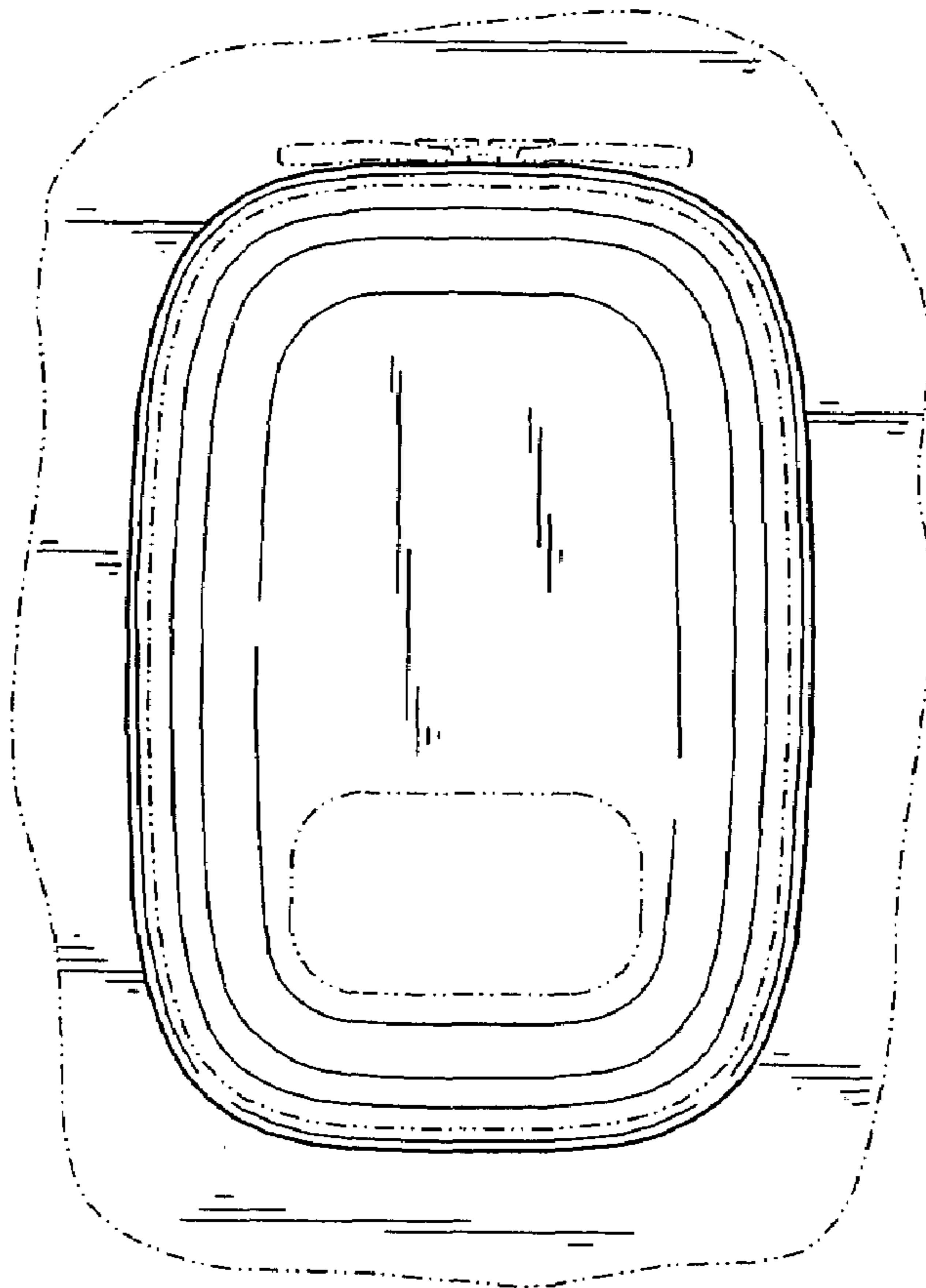


FIG. 1

FIG. 2






FIG. 3




FIG. 4

FIG. 5

