



US00D548456S

(12) **United States Design Patent**
Garnett

(10) **Patent No.:** **US D548,456 S**

(45) **Date of Patent:** **** Aug. 14, 2007**

(54) **CELLULAR PHONE HOLSTER**

D515,310 S * 2/2006 Liu et al. D3/218
D535,815 S * 1/2007 Infanti et al. D3/218

(76) Inventor: **Shirley A. Garnett**, 102 58th St., South
East, Washington, DC (US) 20019

* cited by examiner

(**) Term: **14 Years**

Primary Examiner—Catherine R. Oliver

(21) Appl. No.: **29/259,078**

(57) **CLAIM**

(22) Filed: **May 1, 2006**

I claim, the ornamental design for the cellular phone holster,
as shown.

(51) **LOC (8) Cl.** **03-01**

(52) **U.S. Cl.** **D3/218**

(58) **Field of Classification Search** D3/218–219,
D3/215, 207–212, 228, 226; 224/930, 666,
224/908, 673, 600; 206/320; 455/90; 379/455
See application file for complete search history.

DESCRIPTION

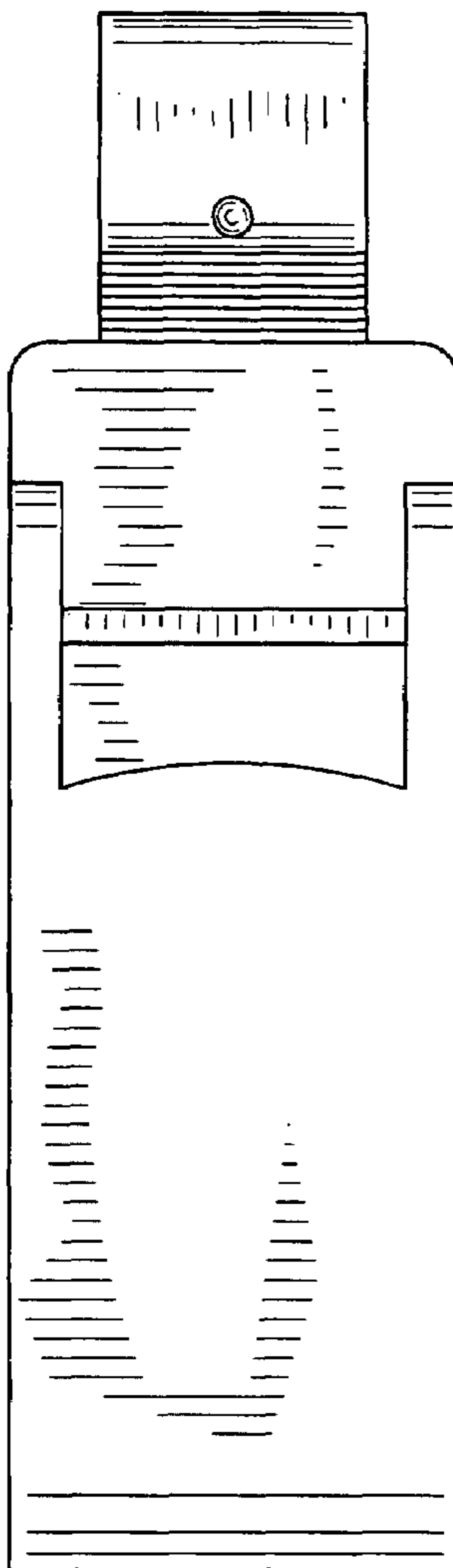
(56) **References Cited**

U.S. PATENT DOCUMENTS

D413,435 S * 9/1999 Chapman et al. D3/219
D501,307 S * 2/2005 Sterns D3/218

FIG. 1 is a front view of the cellular phone holster;
FIG. 2 is a rear view of the cellular phone holster;
FIG. 3 is a left side view of the cellular phone holster
FIG. 4 is a top view of the cellular phone holster;
FIG. 5 is a bottom view of the cellular phone holster; and,
FIG. 6 is a perspective view of the cellular phone holster.

1 Claim, 2 Drawing Sheets



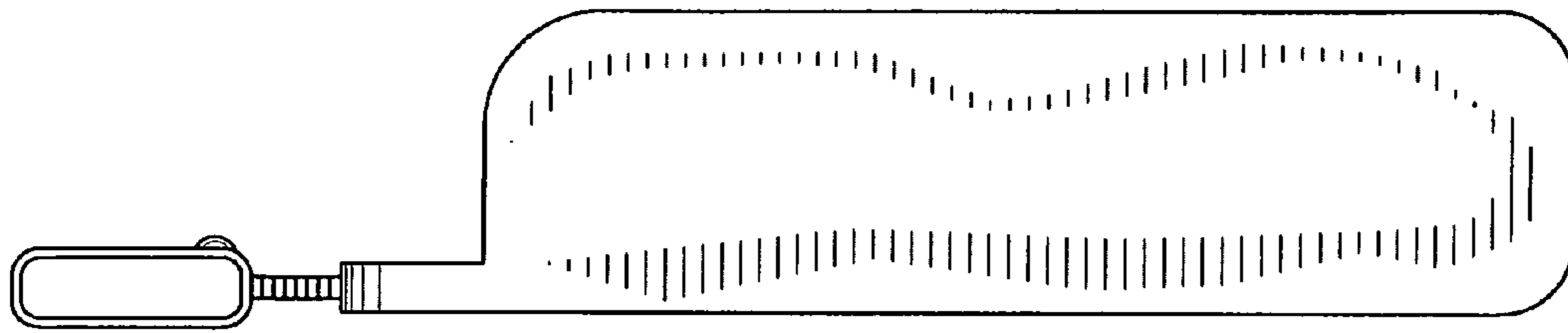


FIG. 3

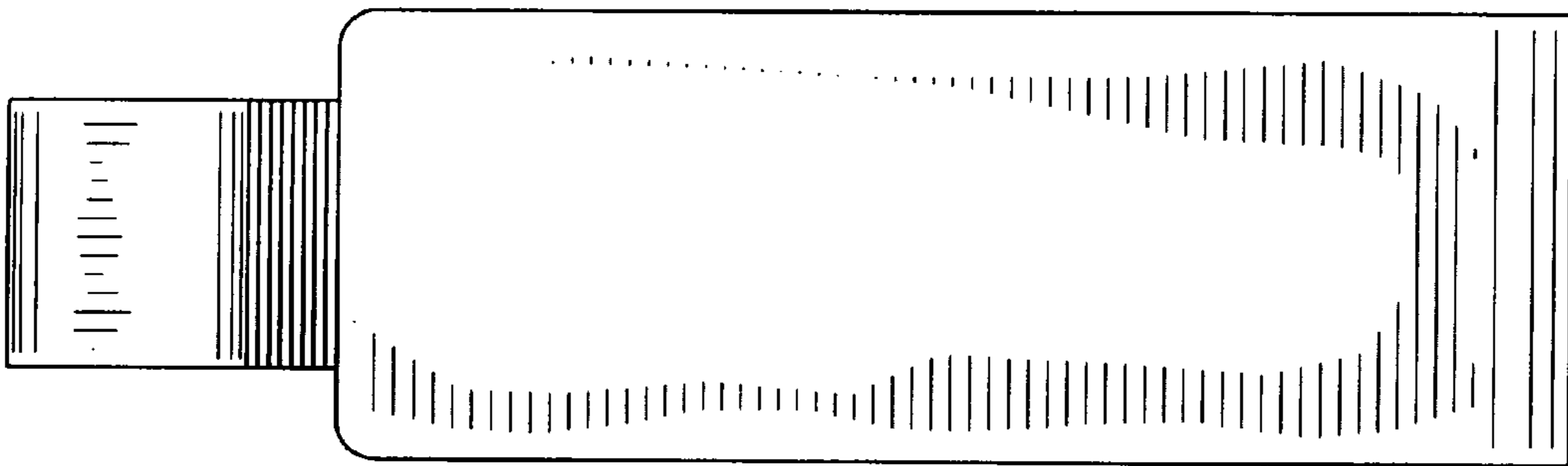


FIG. 2

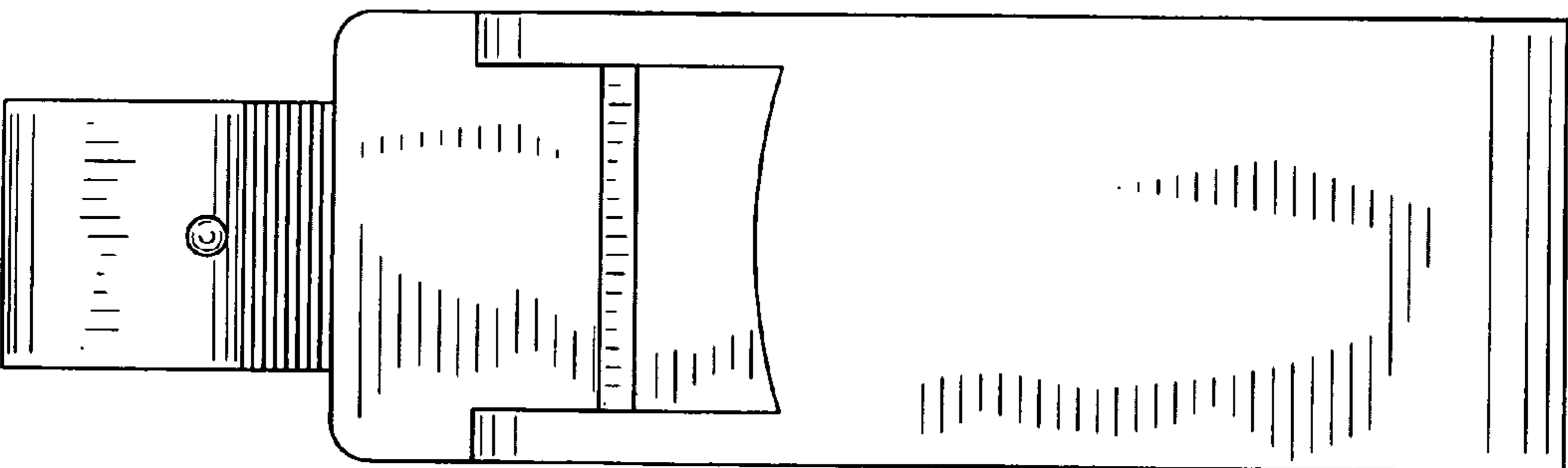


FIG. 1

