



US00D548447S

(12) **United States Design Patent** (10) **Patent No.:** **US D548,447 S**
Morris (45) **Date of Patent:** **** Aug. 14, 2007**

(54) **PORTION OF A SHOE UPPER**
(75) Inventor: **E. Scott Morris**, Beaverton, OR (US)
(73) Assignee: **Nike, Inc.**, Beaverton, OR (US)
(**) Term: **14 Years**
(21) Appl. No.: **29/279,168**
(22) Filed: **Apr. 20, 2007**
(51) **LOC (8) Cl.** **02-99**
(52) **U.S. Cl.** **D2/972**
(58) **Field of Classification Search** D2/902,
D2/906-908, 944, 969, 972-974, 951-960,
D2/946; 36/45, 50.1, 77 M, 77 R, 83, 88,
36/113, 114, 126-134
See application file for complete search history.

D367,554 S * 3/1996 James D2/912
D368,363 S 4/1996 Feller
D500,586 S 1/2005 Wozniak
D507,100 S * 7/2005 Petrie D2/972
D528,762 S 9/2006 Wozniak
D529,275 S 10/2006 Wozniak
D537,242 S 2/2007 Madore

OTHER PUBLICATIONS

Nike Footwear Catalog (SP 93), p. 14, published Jun. 1992, Beaverton, Oregon, U.S.A.

(Continued)

Primary Examiner—Dominic Simone

(74) *Attorney, Agent, or Firm*—TraskBritt, P.C.

(57) **CLAIM**

The ornamental design for a portion of a shoe upper, as shown and described.

(56) **References Cited**
U.S. PATENT DOCUMENTS

D226,884 S * 5/1973 Persson D2/908
D295,689 S * 5/1988 Diaz et al. D2/969
D302,898 S * 8/1989 Greenberg D2/969
D307,508 S 5/1990 Miller et al.
D307,663 S 5/1990 Boucher et al.
D314,079 S * 1/1991 Aveni D2/973
D326,352 S * 5/1992 Feller et al. D2/970
D330,451 S 10/1992 Hatfield
D330,452 S 10/1992 Hatfield et al.
D331,141 S 11/1992 Smith, III
D331,656 S 12/1992 Greene
D331,829 S 12/1992 Kittle
D333,721 S 3/1993 Hatfield
D348,765 S 7/1994 Lozano
D349,396 S 8/1994 Hatfield
D349,806 S 8/1994 Minkin
D352,162 S 11/1994 Morris
D354,847 S 1/1995 Diaz et al.
D355,756 S 2/1995 Vestuti
D357,574 S 4/1995 Morris

DESCRIPTION

FIG. 1 is a perspective view of a portion of a shoe upper showing my new design;

FIG. 2 is a side of the portion of a shoe upper shown in FIG. 1;


FIG. 3 is a front view of the portion of a shoe upper shown in FIG. 1;

FIG. 4 is a rear view of the portion of a shoe upper shown in FIG. 1; and,

FIG. 5 is a top view of the portion of a shoe upper shown in FIG. 1.

The uneven broken line immediately adjacent to the shaded area represents the bounds of the claimed design. All other uneven broken lines represent the remaining portion of the shoe. The uneven broken line representations in FIGS. 1-5 are for illustrative purposes only and form no part of the claimed design.

1 Claim, 2 Drawing Sheets



OTHER PUBLICATIONS

Nike Footwear Catalog (FA 93), p. 24, published Dec. 1992, Beaverton, Oregon, U.S.A.

Nike Footwear Catalog (FA 96), p. 58, published Dec. 1995, Beaverton, Oregon, U.S.A.

Nike Footwear Catalog (SP 99), p. M105, published Jun. 1998, Beaverton, Oregon, U.S.A.

Nike Footwear Catalog (LS 02), p. 79, published Sep. 2001, Beaverton, Oregon, U.S.A.

Nike Footwear Catalog (SP 05), p. 38, published Jun. 2004, Beaverton, Oregon, U.S.A.

Nike Footwear Catalog (SP 06), p. 43, 207, published Jun. 2005, Beaverton, Oregon, U.S.A.

Nike Footwear Catalog (LS 06), pp. 37, 104, 105, published Sep. 2005, Beaverton, Oregon, U.S.A.

Nike Footwear Catalog (HO 06), p. 152, published Mar. 2006, Beaverton, Oregon, U.S.A.

Nike Footwear Catalog (SU 07), pp. 121, 133, published Sep. 2006, Beaverton, Oregon, U.S.A.

Nike Footwear Catalog (FA 07), pp. 129, 131, published Nov. 2006, Beaverton, Oregon, U.S.A.

* cited by examiner

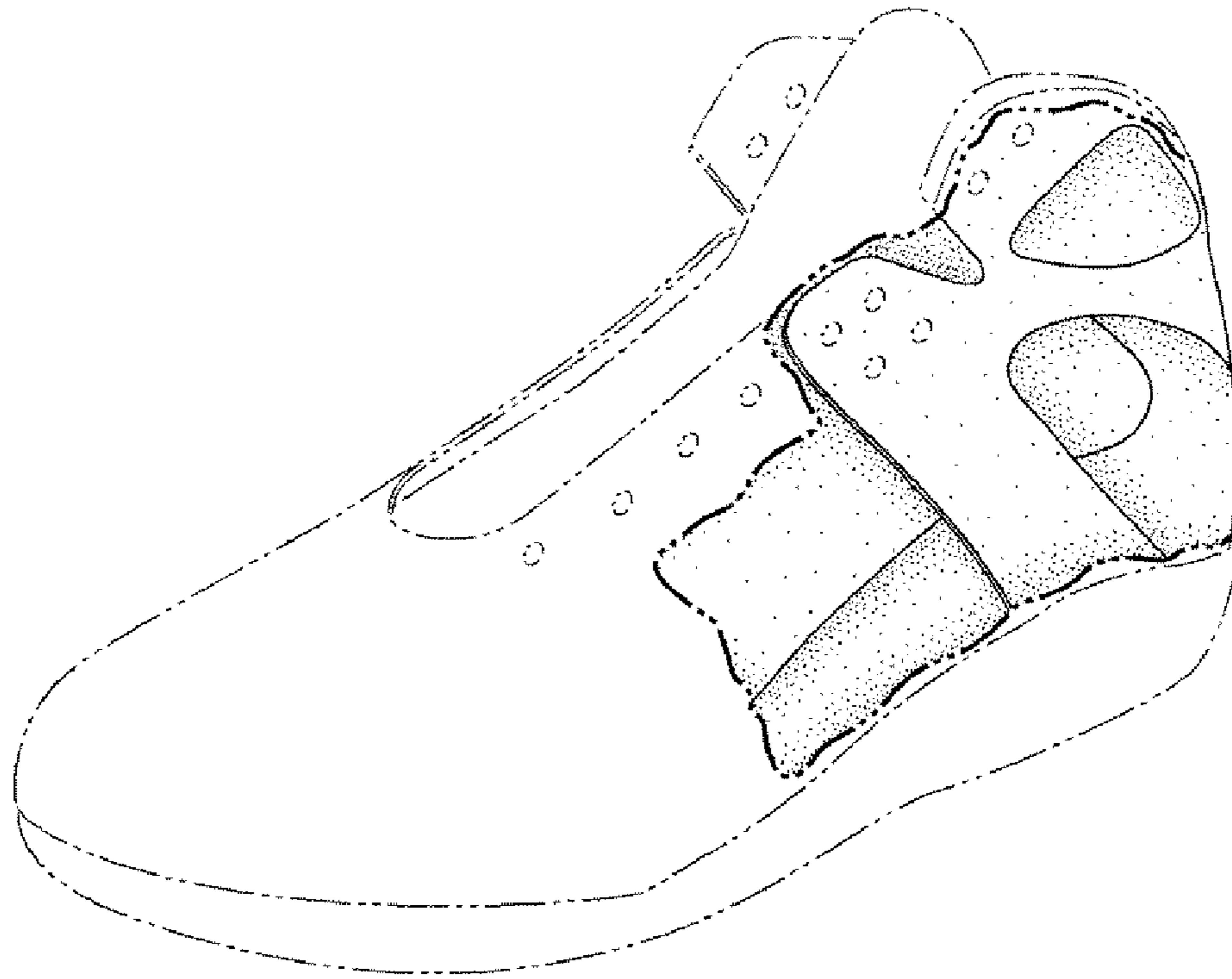


FIG. 1




FIG. 2

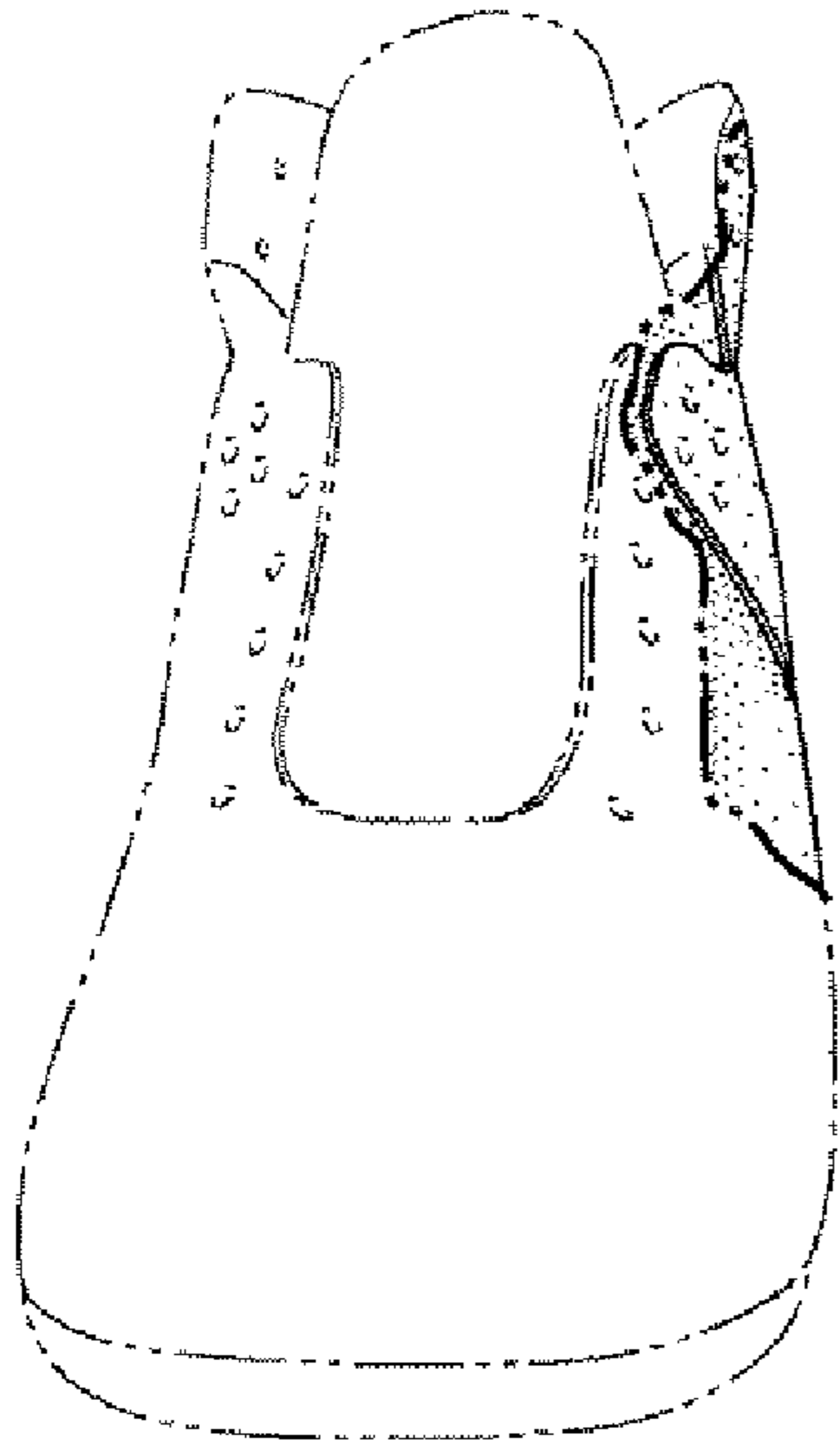


FIG. 3

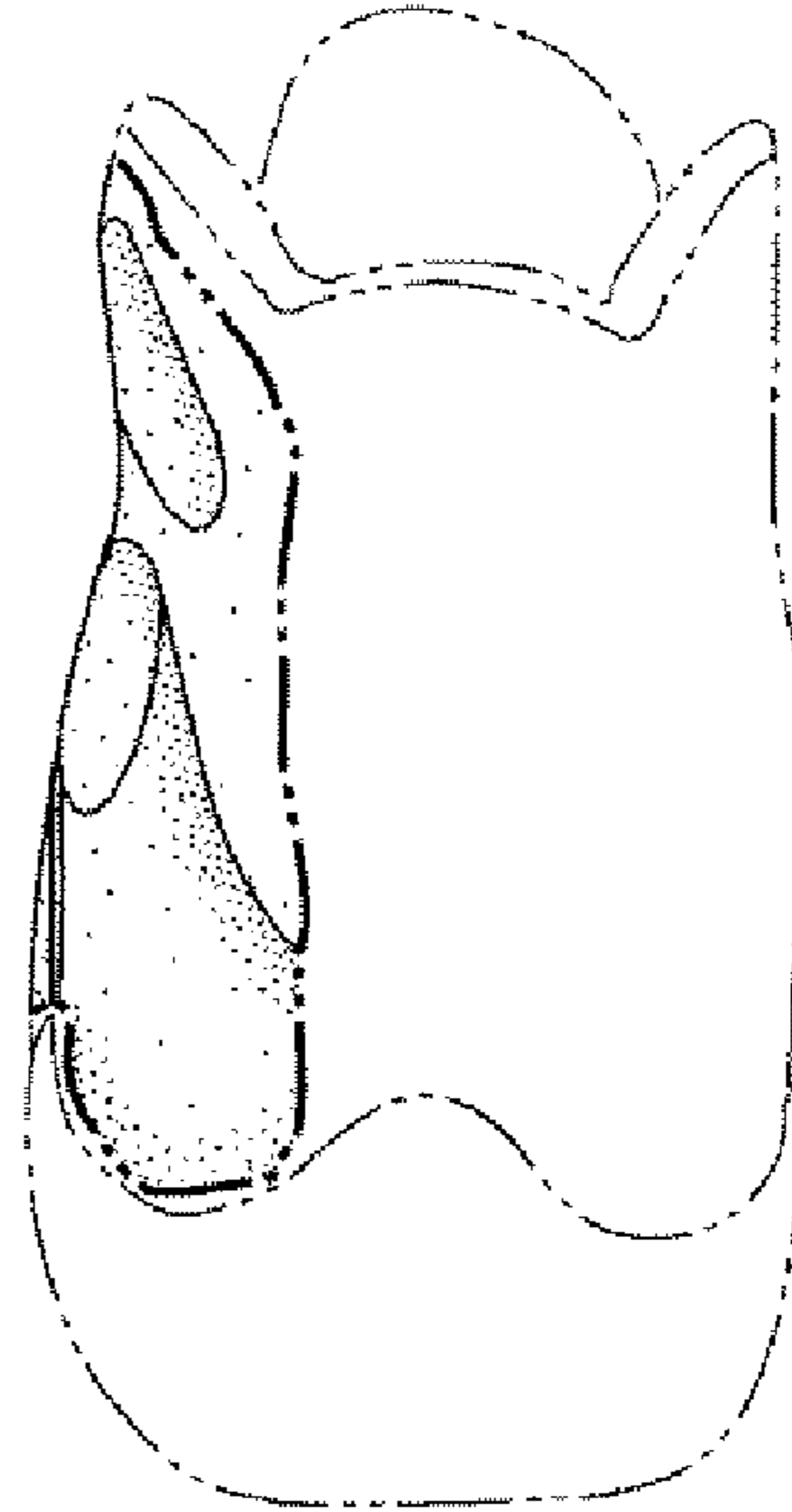


FIG. 4

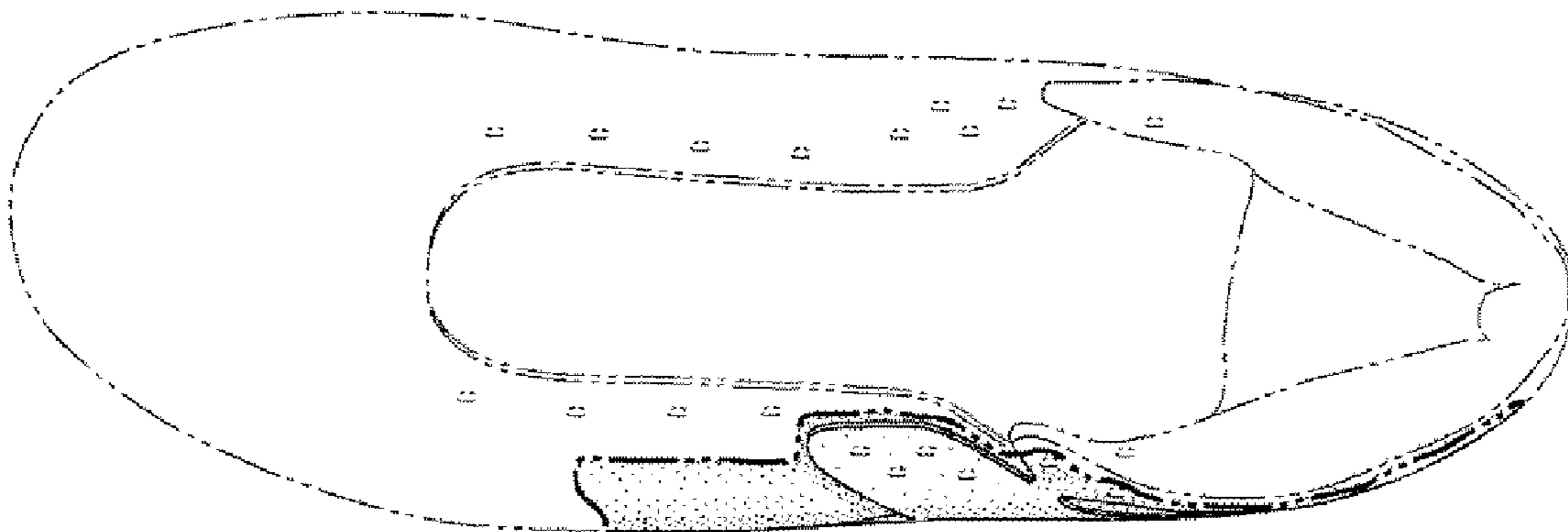


FIG. 5