



US00D548444S

(12) **United States Design Patent**  
**Covatch**

(10) **Patent No.:** **US D548,444 S**

(45) **Date of Patent:** **\*\* Aug. 14, 2007**

(54) **ELEMENT OF A BOOT**  
(75) Inventor: **Charles E. Covatch**, Martinsburg, PA  
(US)  
(73) Assignee: **Columbia Insurance Company**,  
Omaha, NE (US)  
(\*\*) Term: **14 Years**  
(21) Appl. No.: **29/266,668**

3,525,165 A 8/1970 Randall, Jr. .... 36/2.5  
3,545,107 A \* 12/1970 Cinquegrana et al. .... 36/50.1  
3,561,142 A 2/1971 Streit, Sr. et al. .... 36/72  
D256,518 S 8/1980 Moesle ..... D2/320  
4,231,170 A 11/1980 Griswold ..... 36/72  
4,366,629 A 1/1983 Scherz ..... 36/4  
4,562,652 A 1/1986 Hensler ..... 36/102  
D282,599 S \* 2/1986 Frey ..... D2/911  
4,908,963 A 3/1990 Krajcir et al. .... 36/77  
4,995,174 A 2/1991 Hong et al. .... 36/72  
5,048,203 A 9/1991 Kling ..... 36/32

(22) Filed: **Sep. 26, 2006**

(Continued)

(51) **LOC (8) Cl.** ..... **02-04**  
(52) **U.S. Cl.** ..... **D2/970; D2/946**  
(58) **Field of Classification Search** ..... D2/970,  
D2/897, 901, 909-910, 911, 912, 946, 969,  
D2/971, 972; D6/533; 36/45, 50.1, 52, 83,  
36/113, 114, 131

*Primary Examiner*—Stella Reid  
*Assistant Examiner*—Rashida C. McCoy  
(74) *Attorney, Agent, or Firm*—St. Onge Steward Johnston  
& Reens LLC

See application file for complete search history.

(57) **CLAIM**

The ornamental design for an element of a boot, as shown  
and described.

(56) **References Cited**

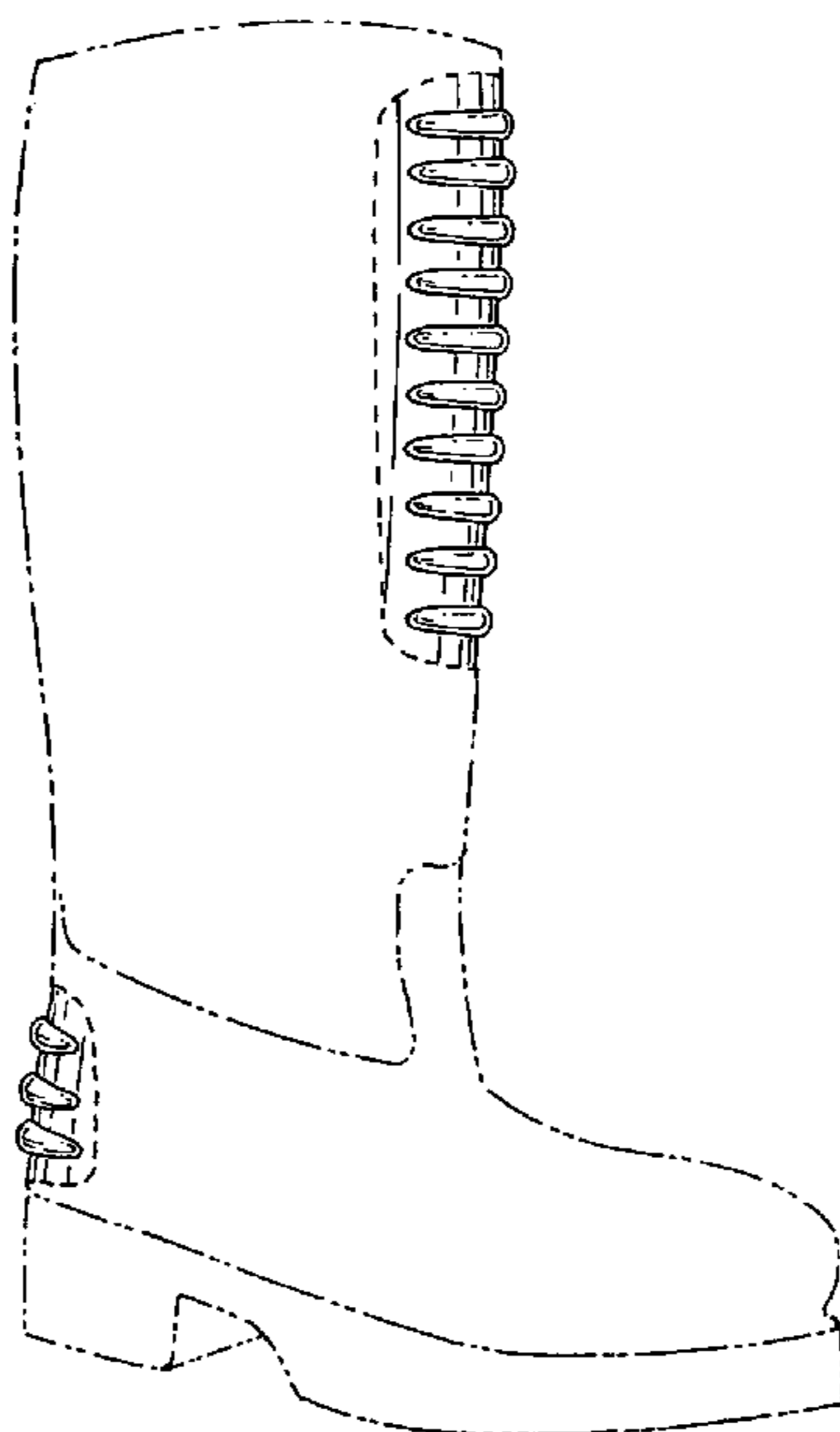
**DESCRIPTION**

U.S. PATENT DOCUMENTS

D29,909 S \* 12/1898 Harding ..... D2/911  
1,194,955 A \* 8/1916 Cashmore ..... 36/50.1  
D67,736 S \* 7/1925 Blair ..... D6/533  
1,583,104 A \* 5/1926 Adriaenssens ..... 267/52  
1,974,543 A 9/1934 Reymond ..... 12/142  
2,046,217 A 6/1936 Strauss ..... 36/72  
2,079,237 A 5/1937 Allard ..... 36/2  
2,160,768 A 5/1939 Wasser ..... 36/72  
D116,634 S \* 9/1939 Stuart ..... D2/911  
2,344,069 A 3/1944 Wasser ..... 36/72  
3,091,871 A 6/1963 Tronche ..... 36/72  
3,175,310 A 3/1965 MacQuaid ..... 36/72  
3,175,311 A 3/1965 MacQuaid ..... 36/72  
3,191,321 A 6/1965 Brutting ..... 36/2.5  
3,213,551 A 10/1965 Krauss ..... 36/2.5  
3,407,518 A 10/1968 MacQuaid et al. .... 36/72

FIG. 1 is a perspective view of an upper for a boot, showing  
my new design;  
FIG. 2 is a right side view thereof;  
FIG. 3 is a left side view thereof;  
FIG. 4 is a front view thereof;  
FIG. 5 is a back view thereof; and,  
FIG. 6 is an enlarged fragmentary perspective view of the  
area indicated as 6 in FIG. 4.  
The broken line showing of the outline of the boot is  
included for the purpose of illustrating and forms no part of  
the claimed design.

**1 Claim, 5 Drawing Sheets**



# US D548,444 S

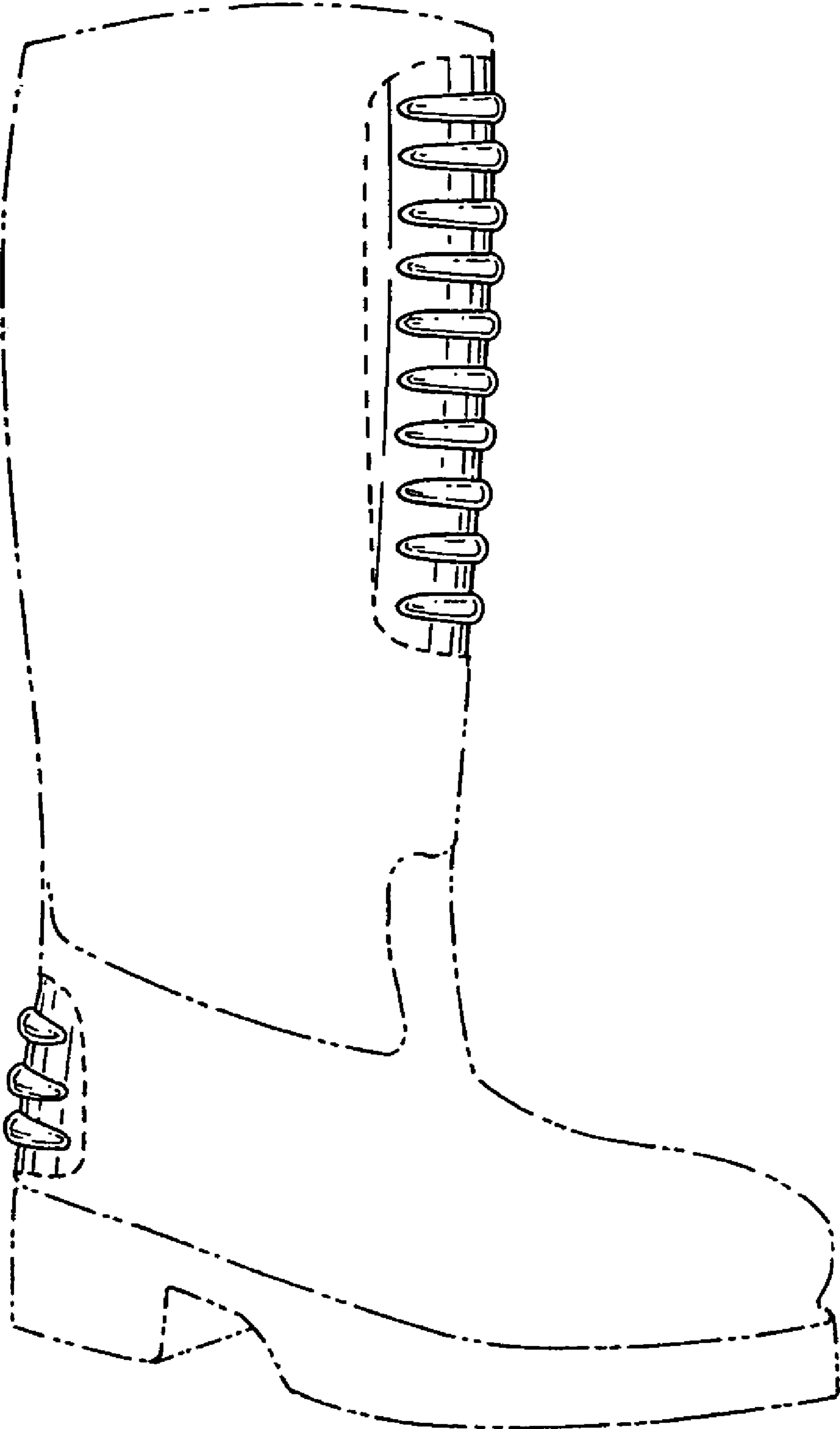
Page 2

---

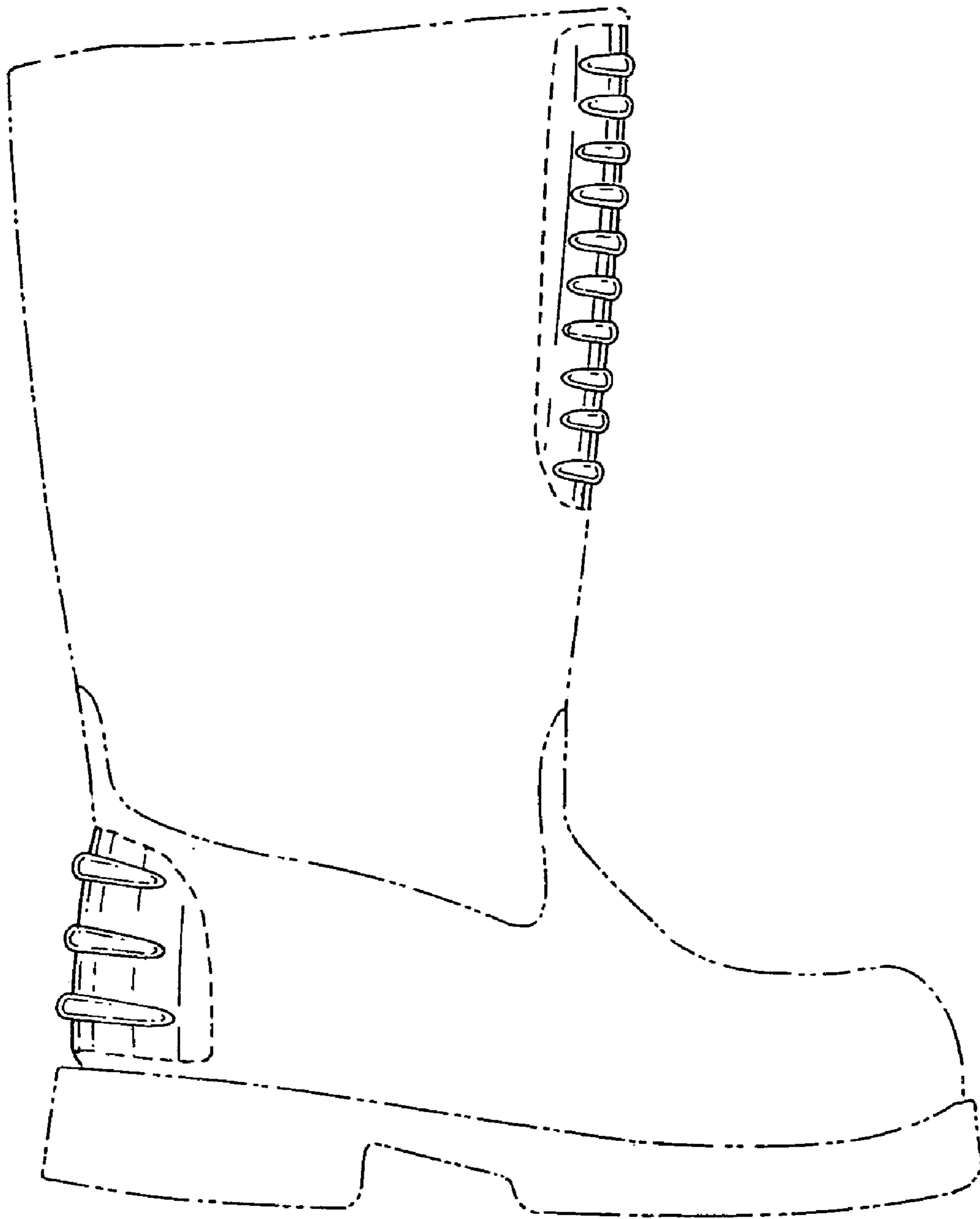
## U.S. PATENT DOCUMENTS

5,185,944 A	2/1993	Okajima .....	36/45	5,738,937 A	4/1998	Baychar .....	428/316.6
D335,953 S	6/1993	Tyng .....	D2/320	D402,449 S	12/1998	Robinson et al. ....	D2/951
D345,453 S	3/1994	Carpenter .....	D2/955	D430,968 S	9/2000	Carroll .....	D2/962
5,499,459 A	3/1996	Tomaro .....	36/10	6,161,315 A	12/2000	Dalton .....	36/134
5,526,584 A	6/1996	Bleimhofer et al. ....	36/10	D468,083 S	1/2003	Morais .....	D2/960
D381,494 S	7/1997	Anderson .....	D2/959	D483,555 S	12/2003	Robinson, Jr. et al. ....	D2/954
D384,798 S	10/1997	Gray .....	D2/964	D501,707 S	2/2005	Nakano .....	D2/959

\* cited by examiner



*FIG. 1*



*FIG. 2*

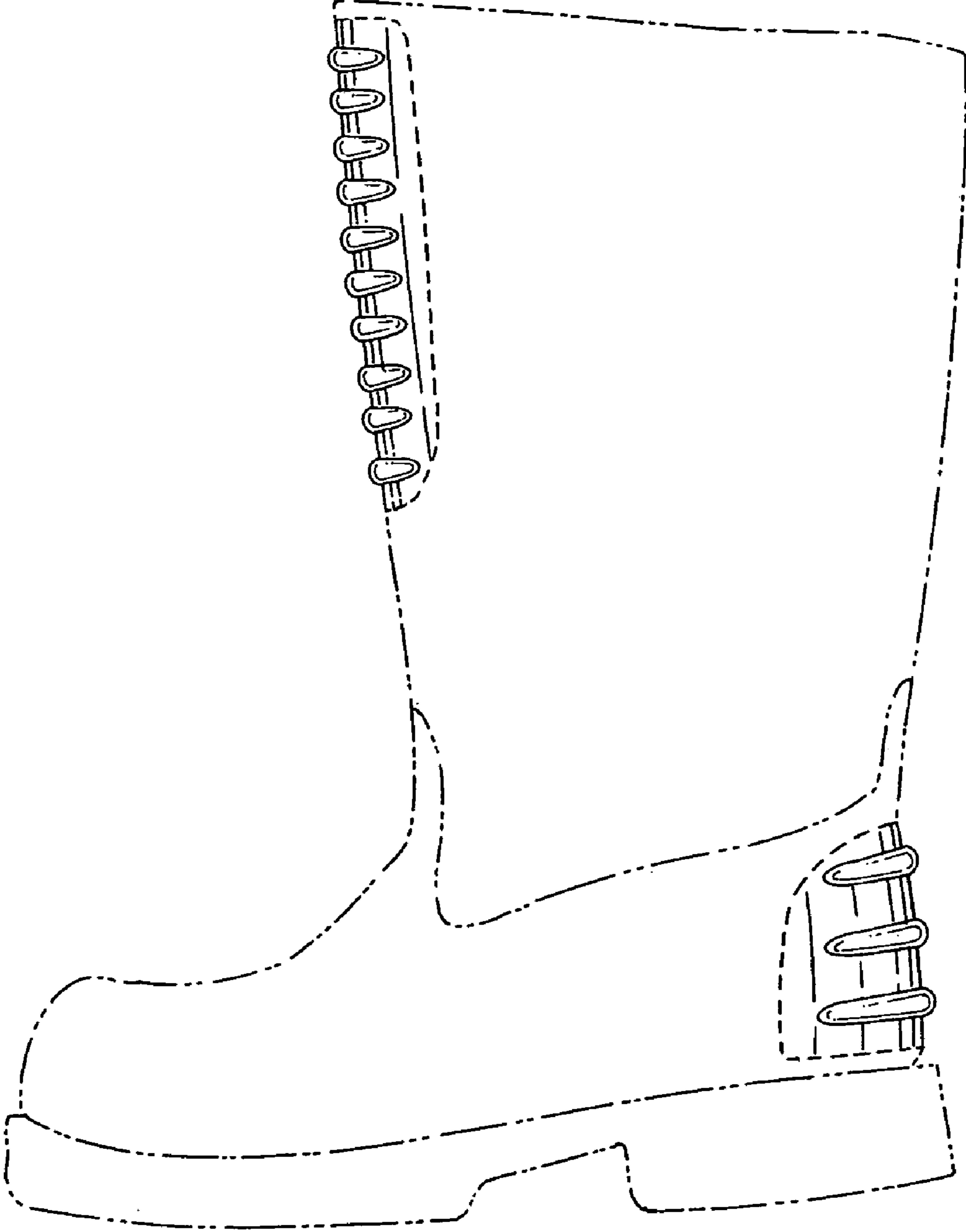


FIG. 3

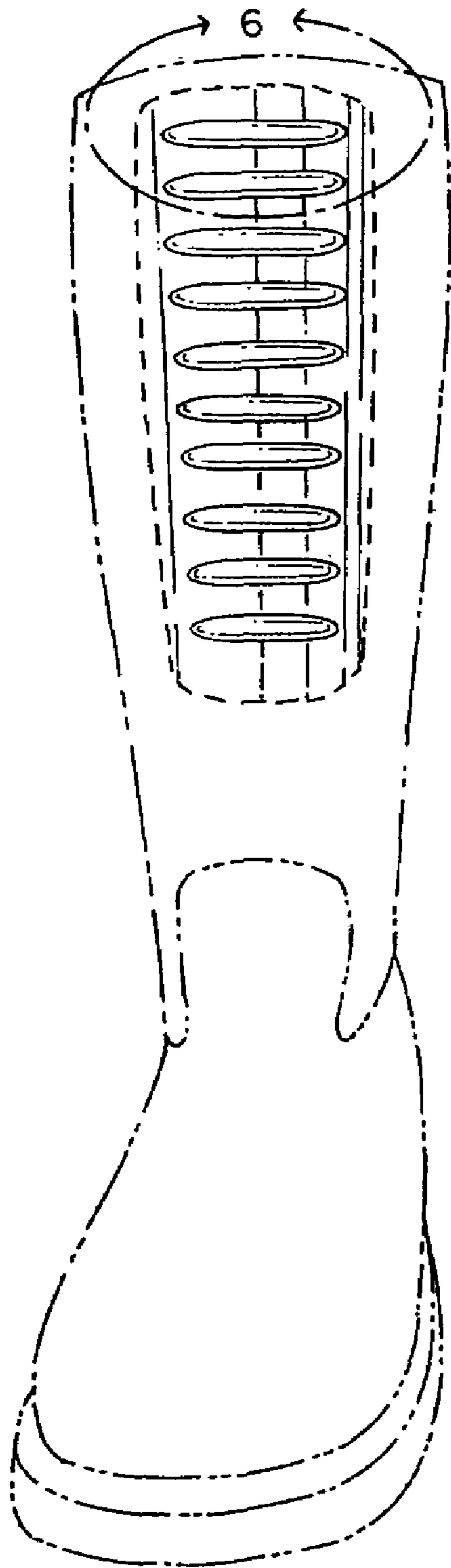


FIG. 4

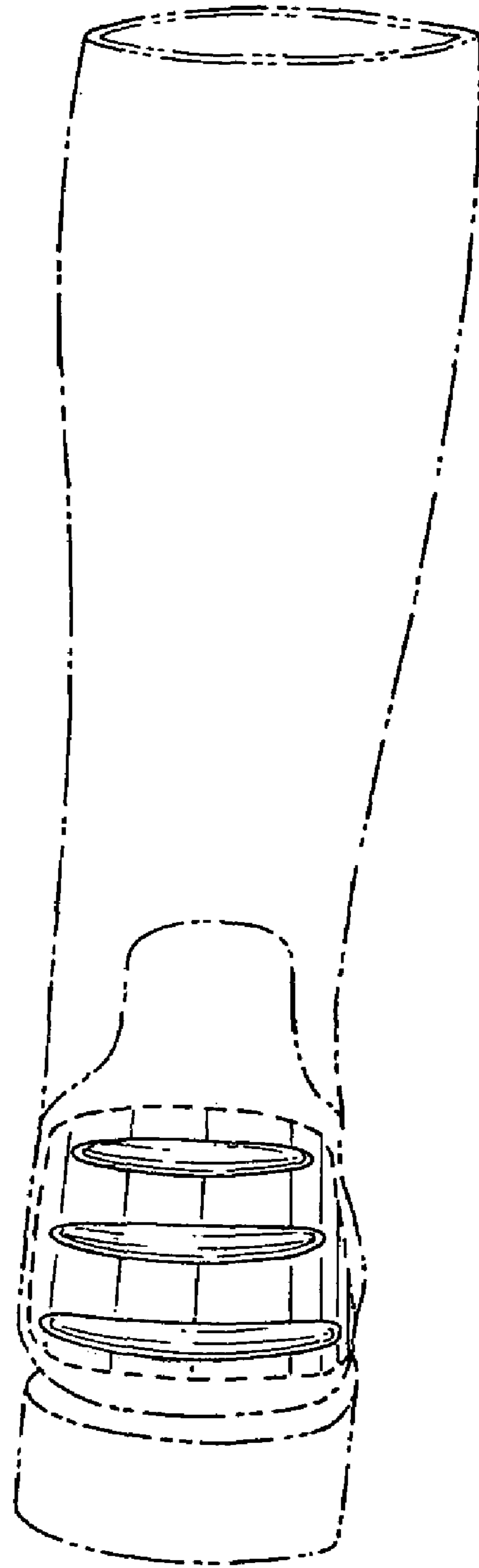
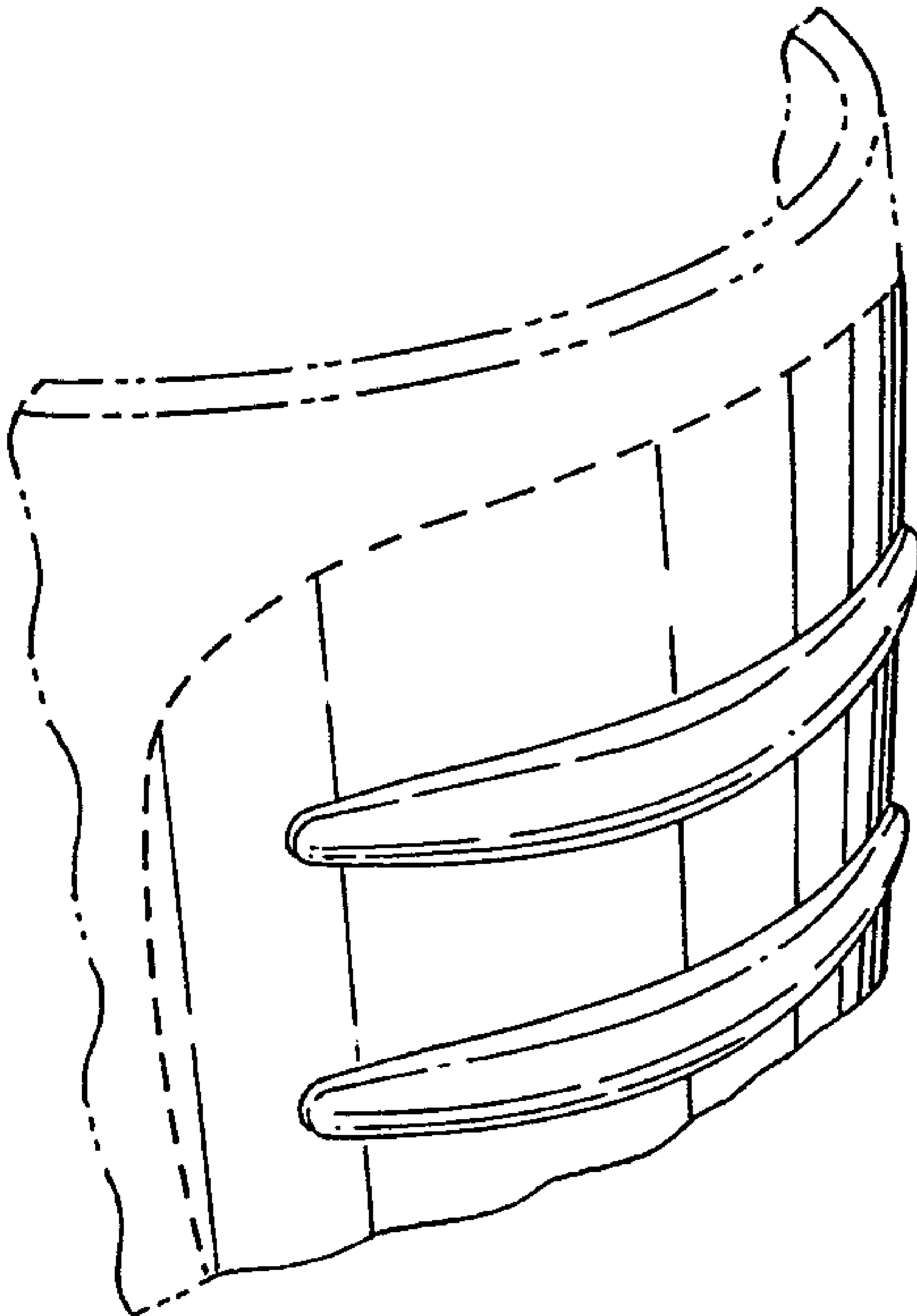


FIG. 5



**FIG. 6**