

US00D548436S

(12) **United States Design Patent**
Wolff

(10) **Patent No.:** **US D548,436 S**

(45) **Date of Patent:** **** Aug. 14, 2007**

(54) **COMBINED FOOTWEAR SOLE AND FLEXIBLE INSERT**

(75) Inventor: **Gary Wolff**, St. Louis, MO (US)

(73) Assignee: **Wolff Shoe Company**, Fenton, MO (US)

(**) Term: **14 Years**

(21) Appl. No.: **29/230,707**

(22) Filed: **May 25, 2005**

(51) **LOC (8) Cl.** **02-04**

(52) **U.S. Cl.** **D2/956; D2/954; D2/957; D2/960**

(58) **Field of Classification Search** D2/902, D2/906, 908, 916, 947, 951, 953-957, 959-960; 36/3 B, 7.3, 14, 22 R, 24.5, 25 R, 28, 32 R, 36/67 A, 59 C

See application file for complete search history.

(56) **References Cited**

U.S. PATENT DOCUMENTS

1,650,466	A *	11/1927	Righter	36/32 R
D281,460	S *	11/1985	Parker	D2/957
D295,459	S *	5/1988	Zuidema et al.	D2/954
4,827,631	A *	5/1989	Thornton	36/102
D301,936	S *	7/1989	Swett	D2/956
D322,509	S *	12/1991	Issler	D2/957
D323,059	S *	1/1992	Hatfield	D2/954

D397,851	S *	9/1998	Greenberg	D2/960
D399,345	S *	10/1998	Koh	D2/960
D404,549	S *	1/1999	Greenberg	D2/956
D421,828	S *	3/2000	Malka	D2/916
D422,128	S *	4/2000	Adler	D2/907
D439,032	S *	3/2001	Kung	D2/960
D469,949	S *	2/2003	Koo	D2/960
D473,041	S *	4/2003	Finkelberg	D2/960
D473,042	S *	4/2003	Wilson	D2/960
D508,307	S *	8/2005	Burg et al.	D2/953

* cited by examiner

Primary Examiner—Celia A. Murphy

(74) *Attorney, Agent, or Firm*—Paul M. Denk

(57) **CLAIM**

The ornamental design for the combined footwear sole and flexible insert, as shown and described.

DESCRIPTION

FIG. 1 is a bottom perspective view of a combined footwear sole and flexible insert showing my new design;

FIG. 2 is a bottom plan view thereof;

FIG. 3 is a top plan view thereof;

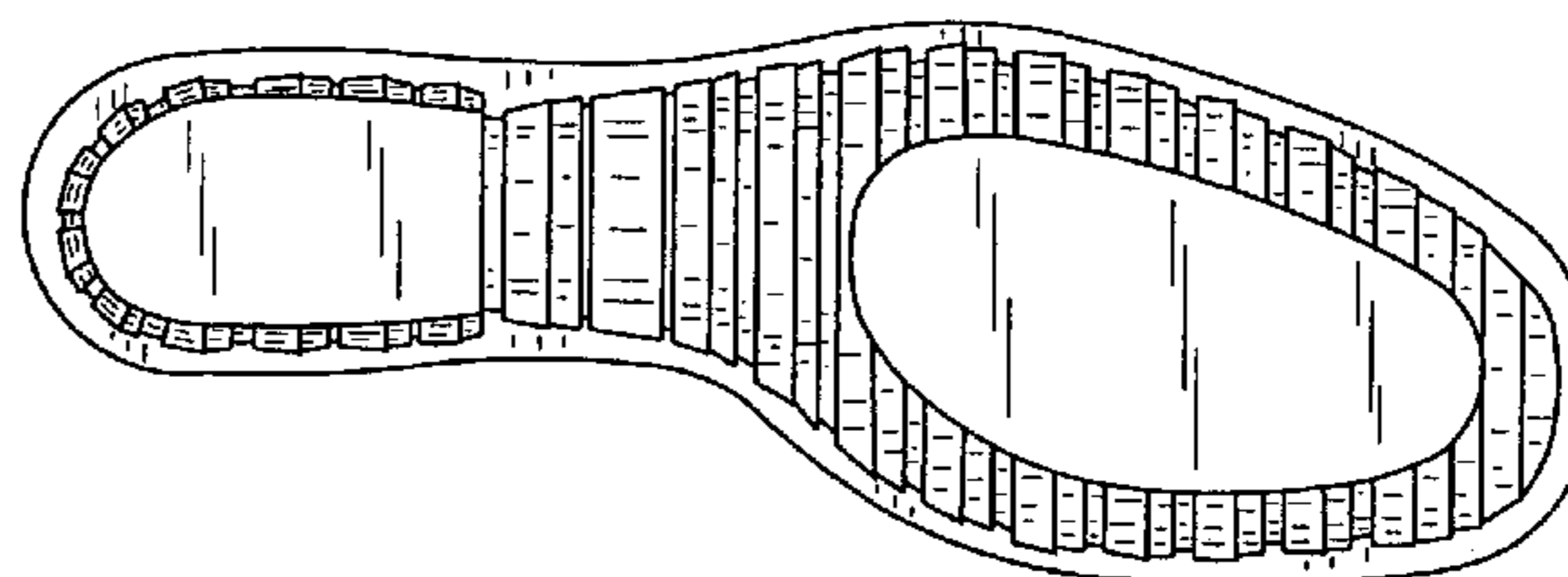
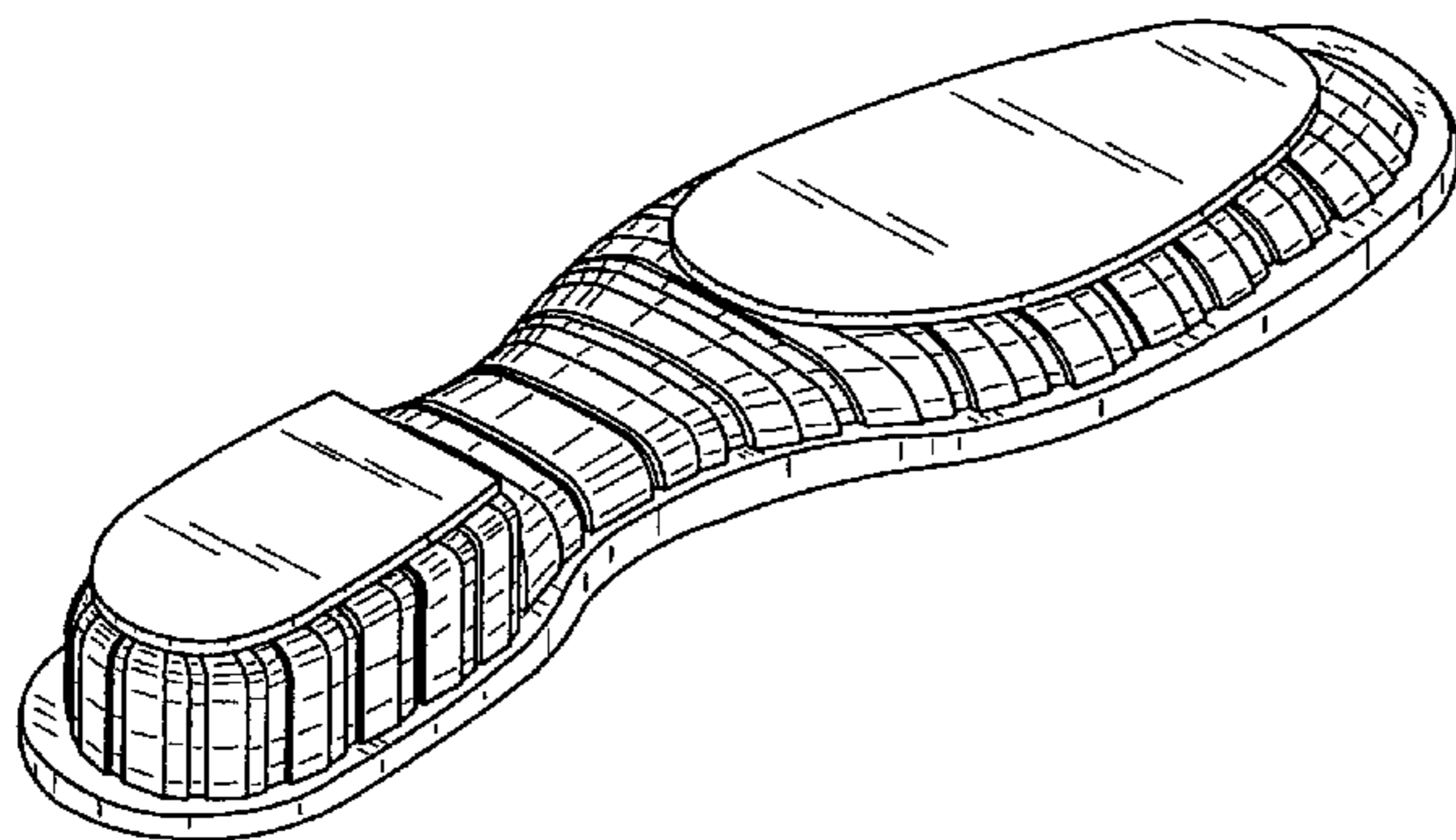
FIG. 4 is a right side elevational view thereof;

FIG. 5 is a left side elevational view thereof;

FIG. 6 is a front view thereof; and,

FIG. 7 is a rear elevational view thereof.

1 Claim, 2 Drawing Sheets



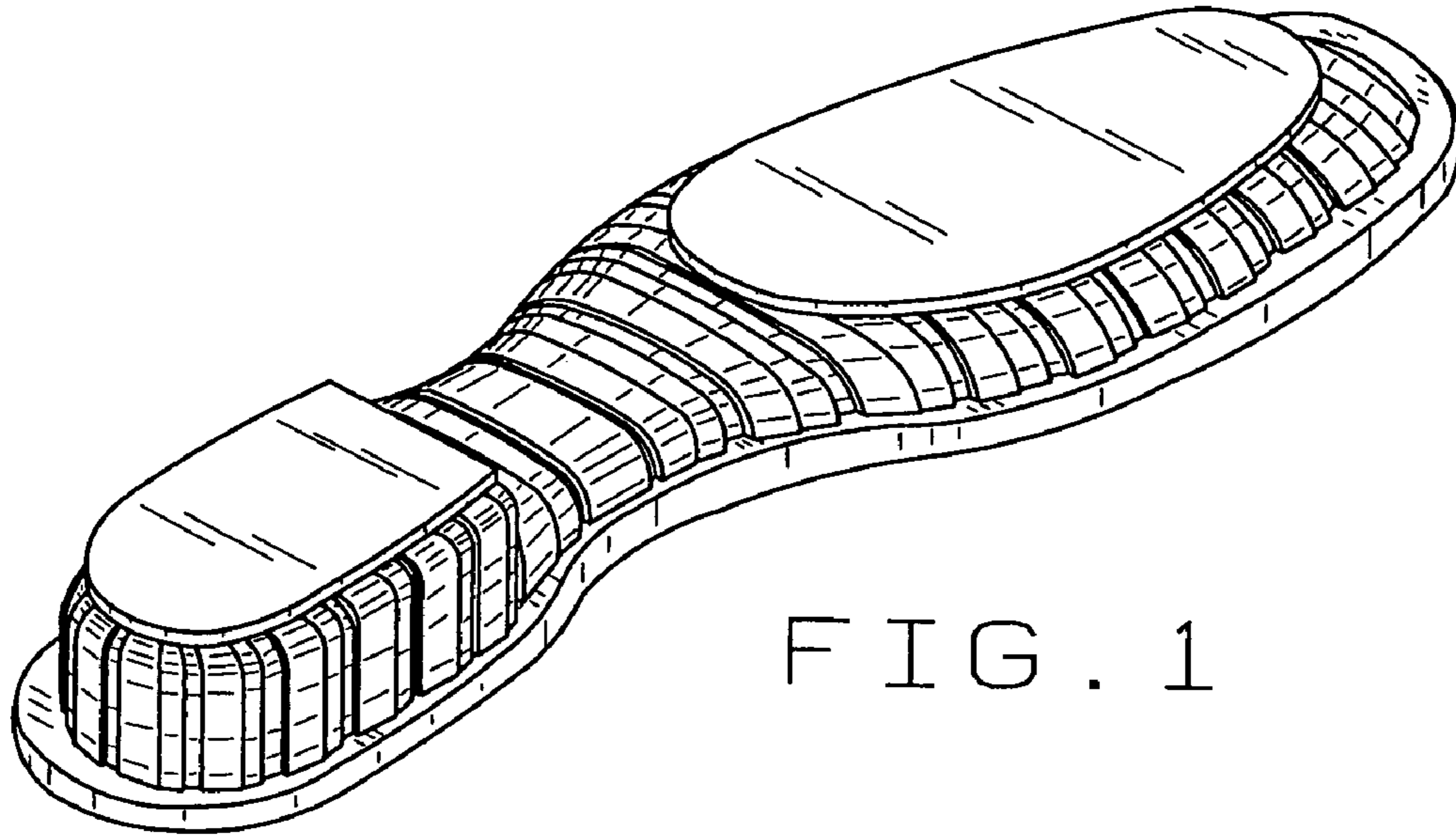


FIG. 1

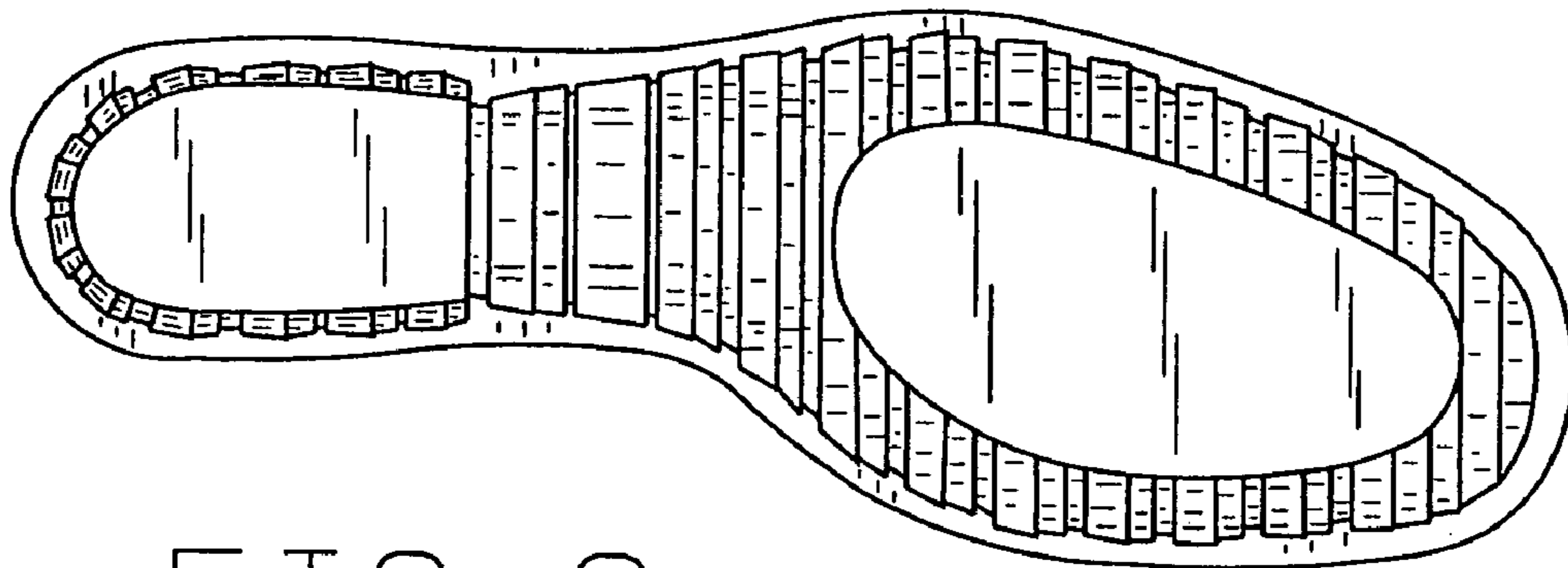


FIG. 2

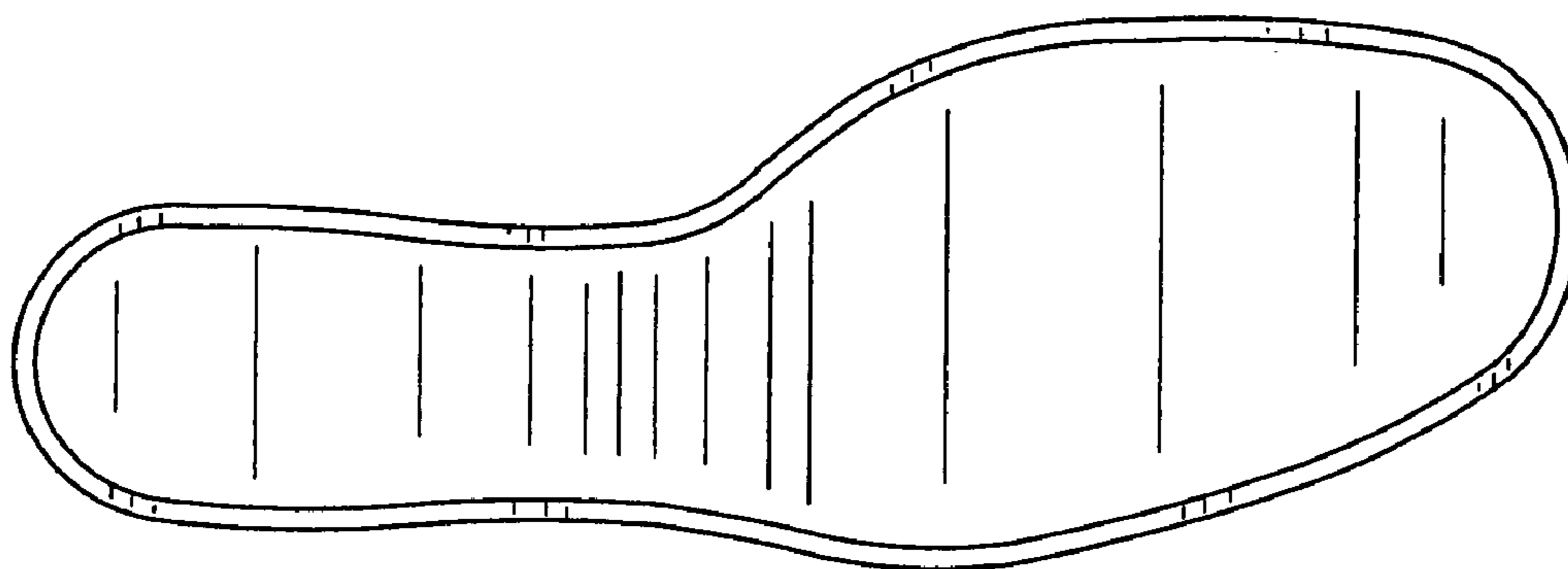


FIG. 3




FIG. 4




FIG. 5

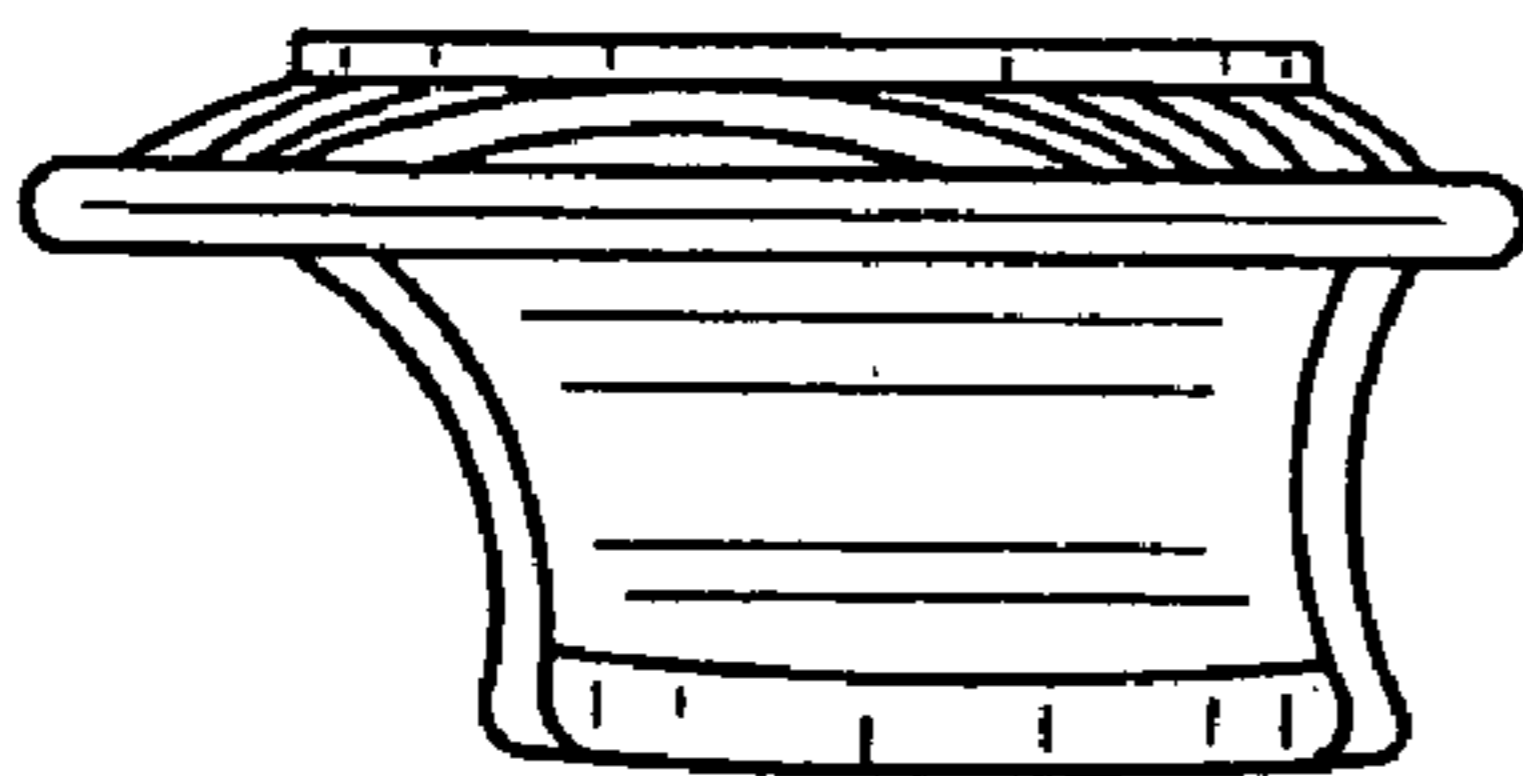


FIG. 6

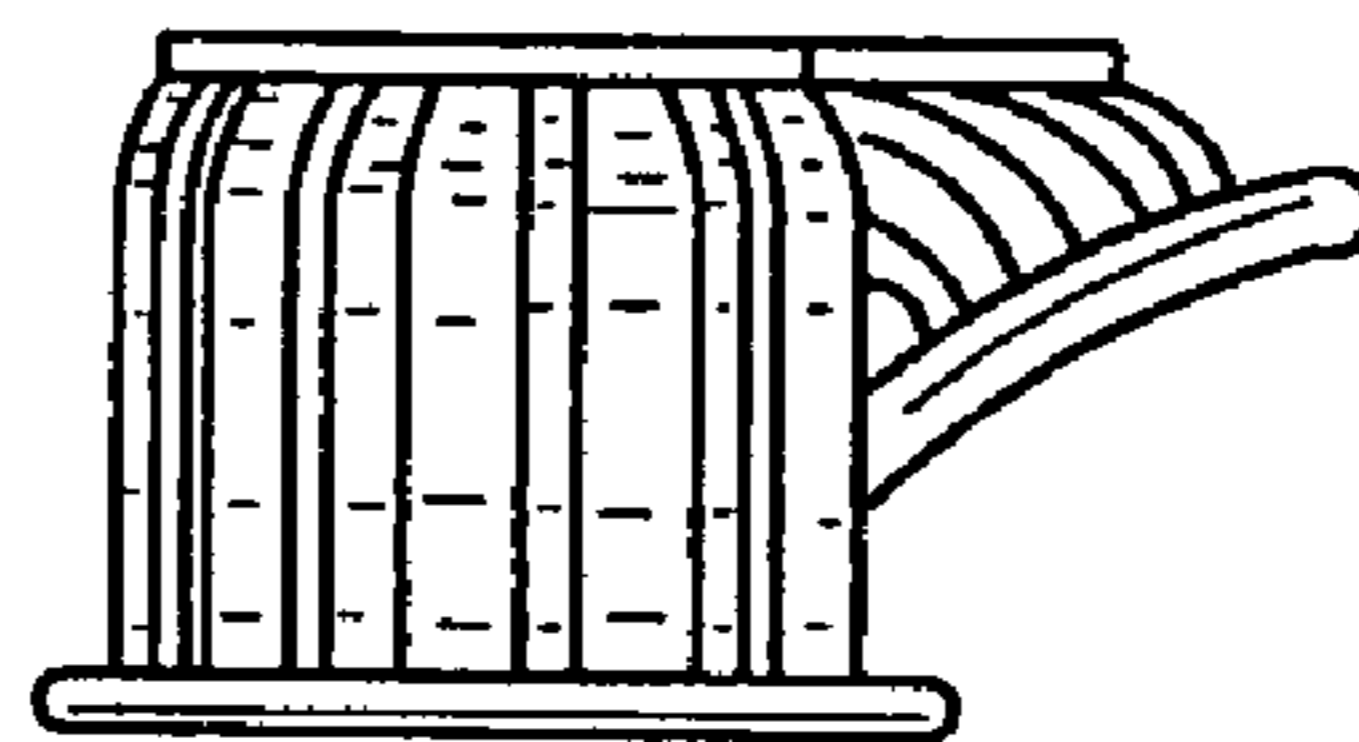


FIG. 7