

US00D548433S

(12) **United States Design Patent**
McClaskie

(10) **Patent No.:** **US D548,433 S**

(45) **Date of Patent:** **** Aug. 14, 2007**

- (54) **OUTSOLE FOR A SHOE**
- (75) Inventor: **Thomas E. McClaskie**, Bethlehem, PA (US)
- (73) Assignee: **Columbia Insurance Company**, Omaha, NE (US)

D200,091 S *	1/1965	Meredith	D2/952
3,175,310 A	3/1965	MacQuaid	36/72
3,175,311 A	3/1965	MacQuaid	36/72
3,191,321 A	6/1965	Brutting	36/2.5
3,213,551 A	10/1965	Krauss	36/2.5
3,407,518 A	10/1968	MacQuaid et al.	36/72
3,525,165 A	8/1970	Randall, Jr.	36/2.5

(Continued)

(**) Term: **14 Years**

Primary Examiner—Celia A. Murphy

(21) Appl. No.: **29/251,962**

(74) *Attorney, Agent, or Firm*—St. Onge Steward Johnston & Reens LLC

(22) Filed: **Jan. 17, 2006**

(51) **LOC (8) Cl.** **02-04**

(52) **U.S. Cl.** **D2/952; D2/953; D2/954; D2/957; D2/959**

(58) **Field of Classification Search** D2/947, D2/952, 953, 957, 959, 960; D5/6, 16, 66; 36/3 B, 7.3, 14, 22 R, 24.5, 25 R, 28, 32 R, 36/67 A, 59 C

See application file for complete search history.

(56) **References Cited**

U.S. PATENT DOCUMENTS

D80,875 S *	4/1930	Bannister	D2/952
D84,816 S *	8/1931	Freudenberg	D5/16
D86,922 S *	5/1932	Mason	D2/957
1,974,543 A	9/1934	Reymond	12/142
1,988,784 A *	1/1935	Carrier	36/59 C
2,046,217 A	6/1936	Strauss	36/72
2,079,237 A	5/1937	Allard	36/2
D114,340 S *	4/1939	MacLeod	D2/952
2,160,768 A	5/1939	Wasser	36/72
D122,281 S *	9/1940	White	D2/952
2,344,069 A	3/1944	Wasser	36/72
D144,330 S *	4/1946	Walter	D5/6
2,421,932 A *	6/1947	Goldstein	36/25 A
D151,519 S *	10/1948	Laybolt	D2/952
D168,540 S *	1/1953	Friedman	D5/66
3,091,871 A	6/1963	Tronche	36/72

(57) **CLAIM**

I claim the ornamental design for an outsole for a shoe, as shown and described.

DESCRIPTION

FIG. 1 is a bottom plan view of an outsole for a shoe showing my new design;

FIG. 2 is a detail view of the area referenced as 2 in FIG. 1;

FIG. 3 is a detail view of the area referenced as 3 in FIG. 1;

FIG. 4 is a cross sectional view taken along line 4—4 shown in FIG. 1;

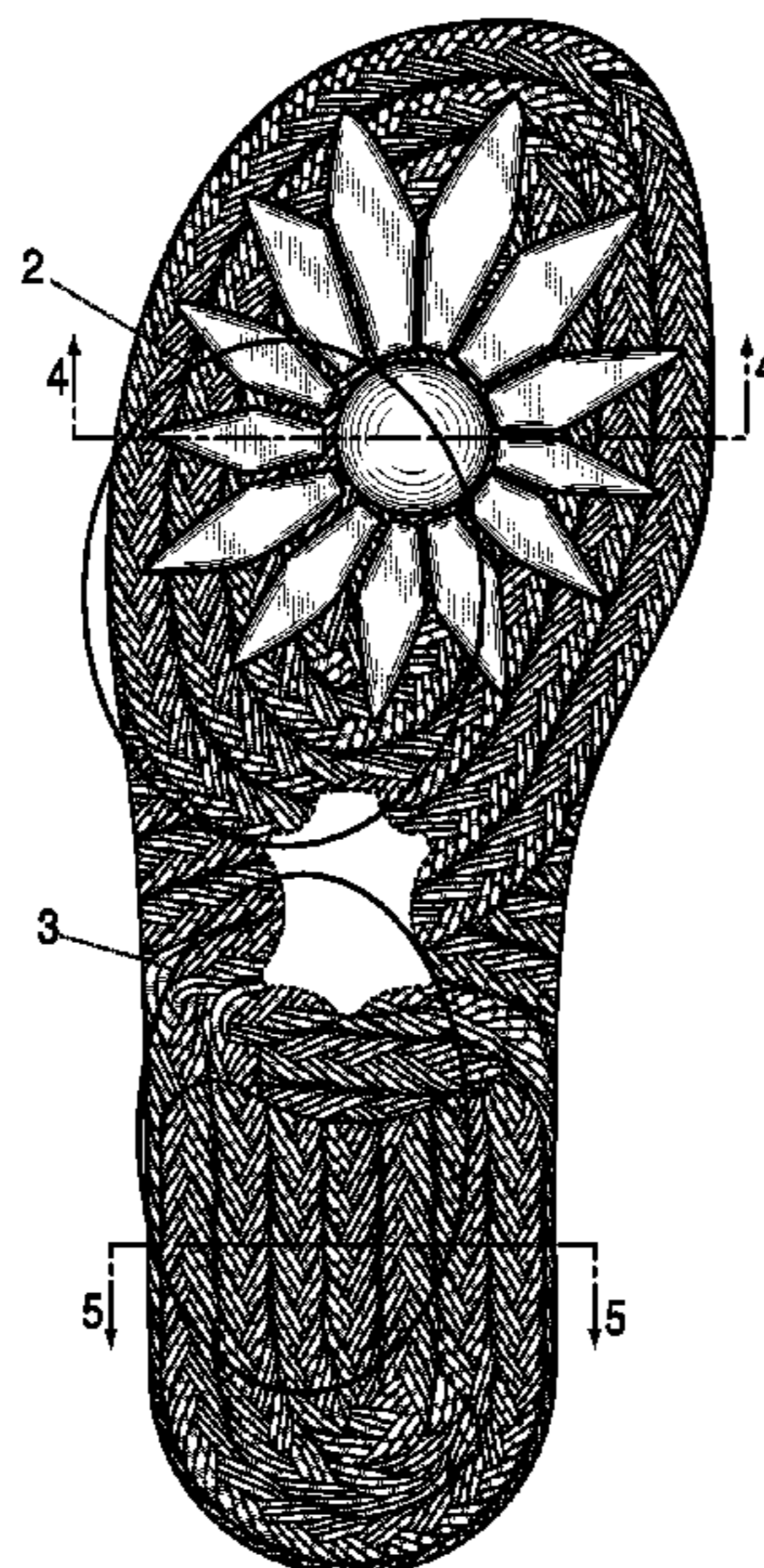
FIG. 5 is a cross sectional view taken along line 5—5 shown in FIG. 1;

FIG. 6 is a right side view thereof; and,

FIG. 7 is a left side view thereof.

The pelt-shape shown in broken lines immediately adjacent to the claimed subject matter in FIGS. 1 & 3 defines the boundary of the design. Neither the broken line nor the area within the shape forms any part of the claim. The internal surfaces shown in FIGS. 4 & 5 also in broken lines, represent those portions of the design that form no part of the claim.

1 Claim, 3 Drawing Sheets



US D548,433 S

Page 2

U.S. PATENT DOCUMENTS

3,561,142	A	2/1971	Streit, Sr. et al.	36/72	D468,083	S	1/2003	Morais	D2/960
D240,962	S	* 8/1976	Matsumoto	D5/16	D477,707	S	* 7/2003	Adams et al.	D2/952
D256,518	S	8/1980	Moesle	D2/320	D483,555	S	12/2003	Robinson, Jr. et al.	D2/954
4,231,170	A	11/1980	Griswold	36/72	D487,614	S	* 3/2004	Le	D2/952
4,366,629	A	1/1983	Scherz	36/4	D489,520	S	* 5/2004	Matis et al.	D2/952
4,562,652	A	1/1986	Hensler	36/102	D492,100	S	* 6/2004	Hsu	D2/952
4,908,963	A	3/1990	Krajcir et al.	36/77	D494,347	S	* 8/2004	McClaskie	D2/952
4,995,174	A	2/1991	Hong et al.	36/72	D495,121	S	* 8/2004	McClaskie	D2/952
5,048,203	A	9/1991	Kling	36/32	D495,856	S	* 9/2004	McClaskie	D2/952
5,185,944	A	2/1993	Okajima	36/45	D497,468	S	* 10/2004	McClaskie	D2/952
D335,953	S	6/1993	Tyng	D2/320	D500,400	S	* 1/2005	Le	D2/957
D345,453	S	3/1994	Carpenter	D2/955	D501,707	S	2/2005	Nakano	D2/959
D364,728	S	* 12/1995	Nozu et al.	D2/953	D509,647	S	* 9/2005	McClaskie	D2/952
5,499,459	A	3/1996	Tomaro	36/10	D513,839	S	* 1/2006	McClaskie	D2/952
5,526,584	A	6/1996	Bleimhofer et al.	36/10	D524,519	S	* 7/2006	Le	D2/952
D381,494	S	7/1997	Anderson	D2/959	D525,017	S	* 7/2006	Ochoa	D2/952
D384,798	S	10/1997	Gray	D2/964	D527,875	S	* 9/2006	Earle	D2/952
5,738,937	A	4/1998	Baychar	428/316.6	D528,747	S	* 9/2006	Issler	D2/916
D397,546	S	* 9/1998	Merceron	D2/951	D530,063	S	* 10/2006	Issler	D2/916
D402,449	S	12/1998	Robinson et al.	D2/951	D531,393	S	* 11/2006	McClaskie	D2/952
D405,242	S	* 2/1999	Gillespie	D2/900	D531,787	S	* 11/2006	McClaskie	D2/952
D424,288	S	* 5/2000	Erickson et al.	D2/960	D533,334	S	* 12/2006	McClaskie	D2/956
D430,968	S	9/2000	Carroll	D2/962	D533,707	S	* 12/2006	McClaskie	D2/953
6,161,315	A	12/2000	Dalton	36/134	2002/0035793	A1	* 3/2002	Byrd	36/8.4
D466,273	S	* 12/2002	Byrd	D2/952	2002/0148140	A1	* 10/2002	Otis et al.	36/59 R
D467,058	S	* 12/2002	Byrd	D2/952	2002/0152639	A1	* 10/2002	Otis et al.	36/59 R
D467,059	S	* 12/2002	Byrd	D2/952					

* cited by examiner

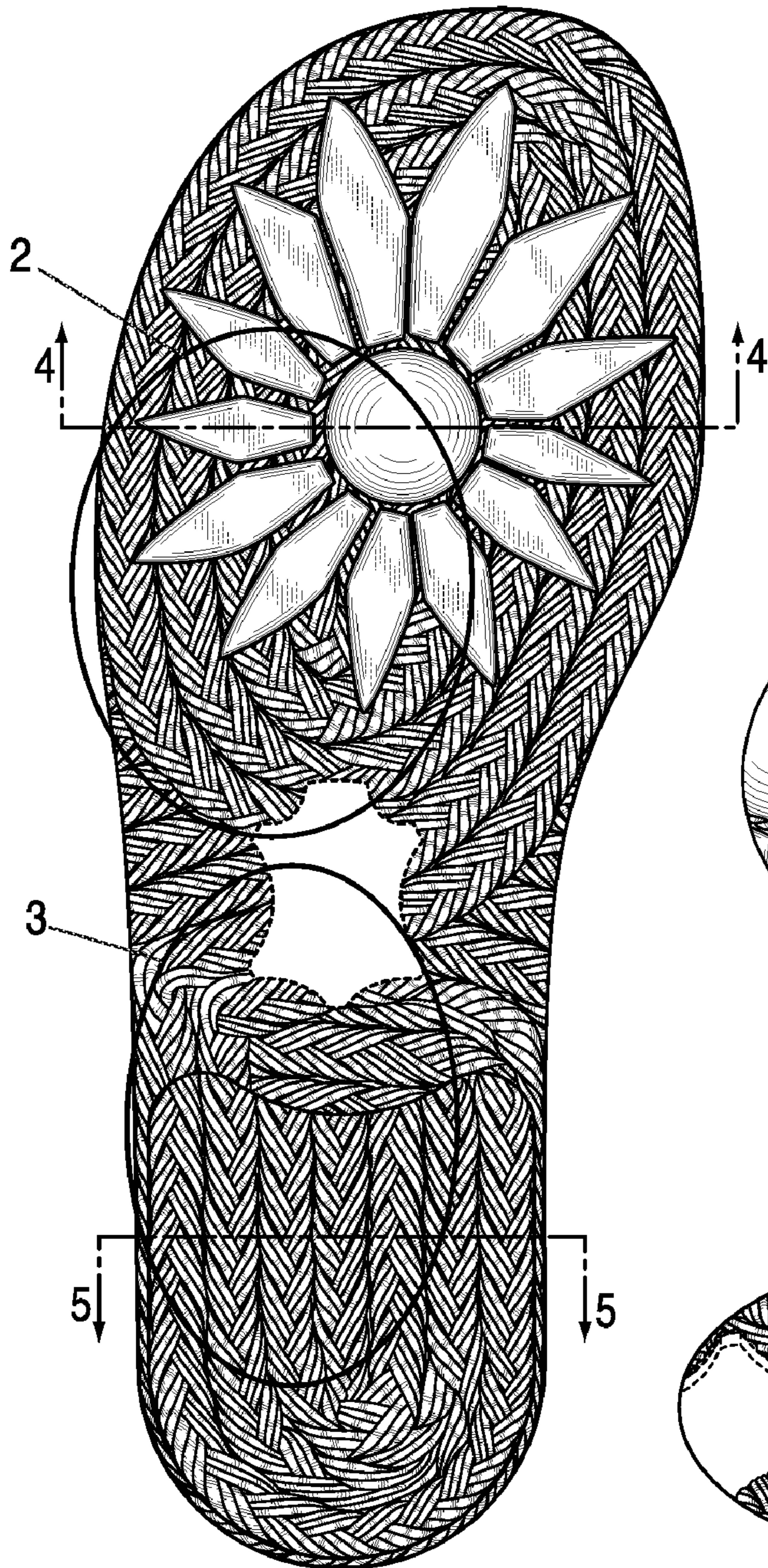


FIG. 1




FIG. 2

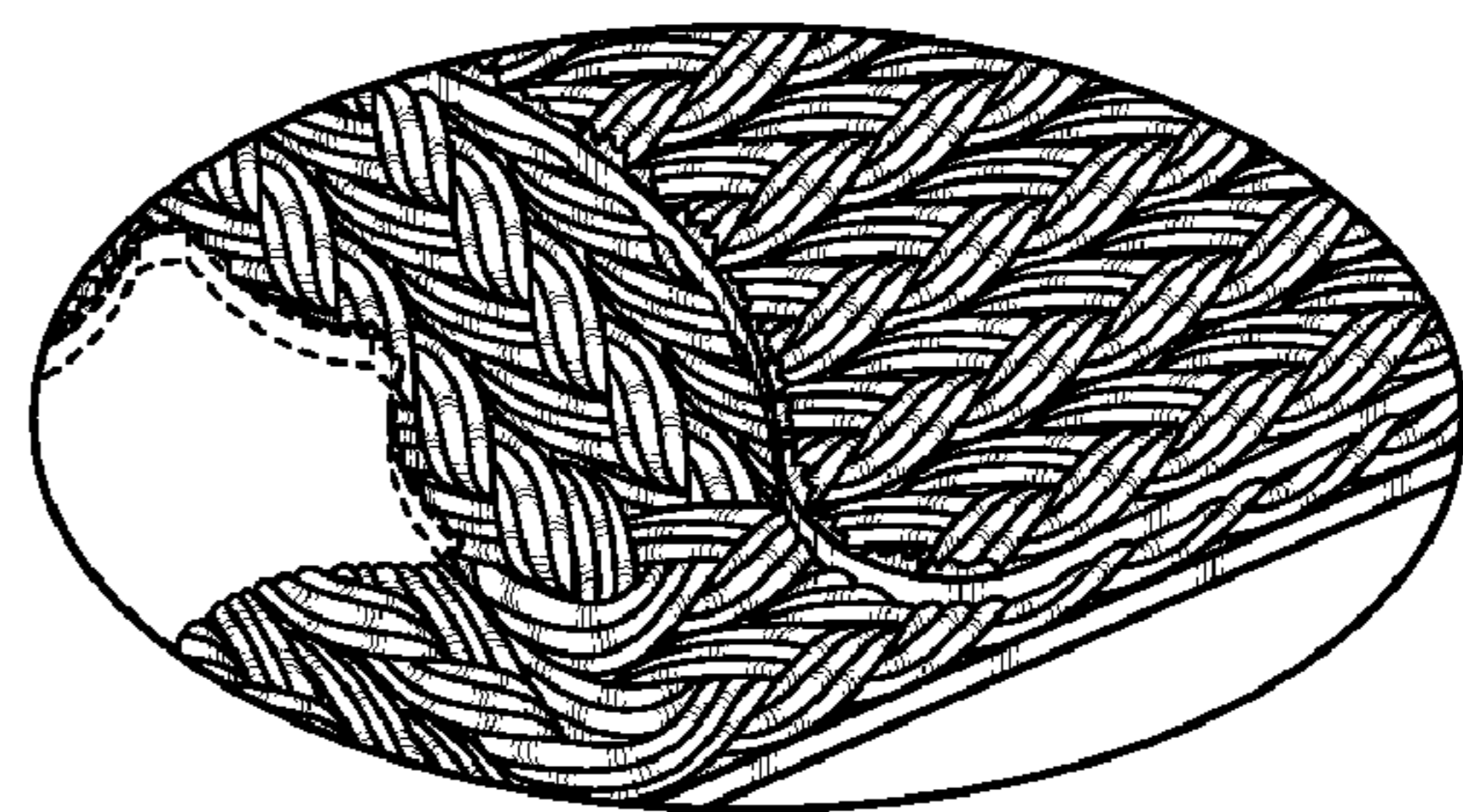


FIG. 3



FIG. 4



FIG. 5

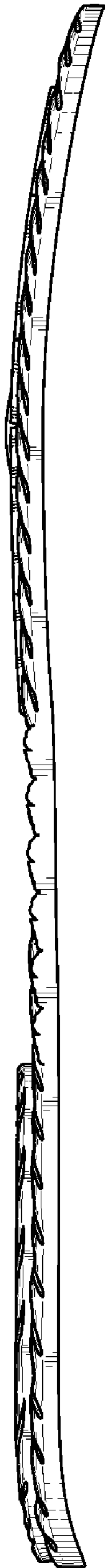


FIG. 6

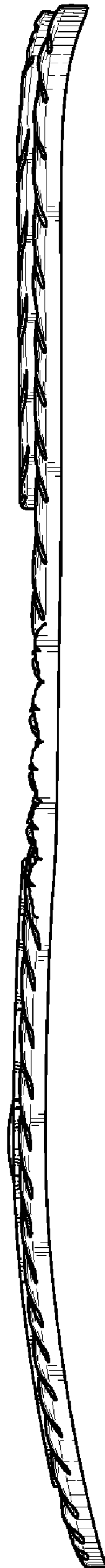


FIG. 7