



US00D548424S

(12) **United States Design Patent**
Pomilia

(10) **Patent No.:** **US D548,424 S**

(45) **Date of Patent:** **** Aug. 7, 2007**

(54) **DRUM LID**

(75) Inventor: **Carl Pomilia**, Addison, IL (US)

(73) Assignee: **American Flange & Mfg. Co., Inc.**,
Carol Stream, IL (US)

(**) Term: **14 Years**

(21) Appl. No.: **29/269,842**

(22) Filed: **Dec. 11, 2006**

Related U.S. Application Data

(62) Division of application No. 29/208,966, filed on Jul. 9, 2004.

(51) **LOC (8) Cl.** **09-02**

(52) **U.S. Cl.** **D34/39**

(58) **Field of Classification Search** D34/1,
D34/11, 10, 39; D9/434, 447, 435; 220/254,
220/288, 334, 200, 320

See application file for complete search history.

(56) **References Cited**

U.S. PATENT DOCUMENTS

1,349,137 A 8/1920 Morgan

1,887,448 A	11/1932	Behringer
D229,892 S	1/1974	Dubois et al.
4,094,432 A	6/1978	Zilbert
D295,108 S	4/1988	Przytulla
D319,134 S	8/1991	Przytulla
D319,982 S	9/1991	Matthews
D332,049 S	12/1992	Burgdorf
5,918,757 A	7/1999	Przytulla et al.

Primary Examiner—Cynthia E. Ramirez
(74) *Attorney, Agent, or Firm*—Baker Hostetler LLP

(57) **CLAIM**

The ornamental design for a drum lid, as shown and described.

DESCRIPTION

FIG. 1 is a top view of a drum lid showing my new design; FIG. 2 is a perspective view of the drum lid of FIG. 1; and, FIG. 3 is a cross sectional view of the drum lid of FIG. 1, taken through line 3—3 of FIG. 1.

1 Claim, 3 Drawing Sheets

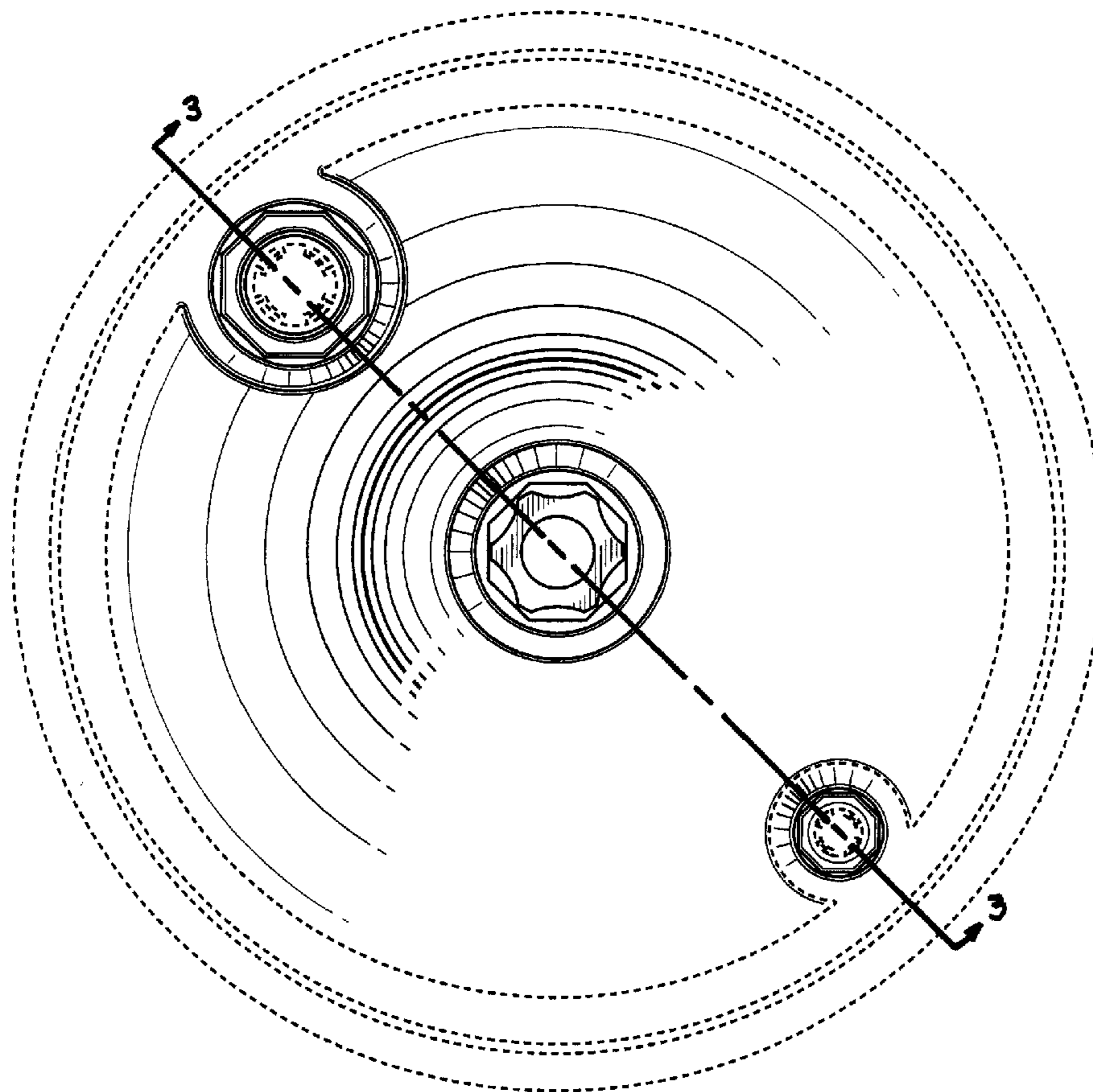


FIG. 1

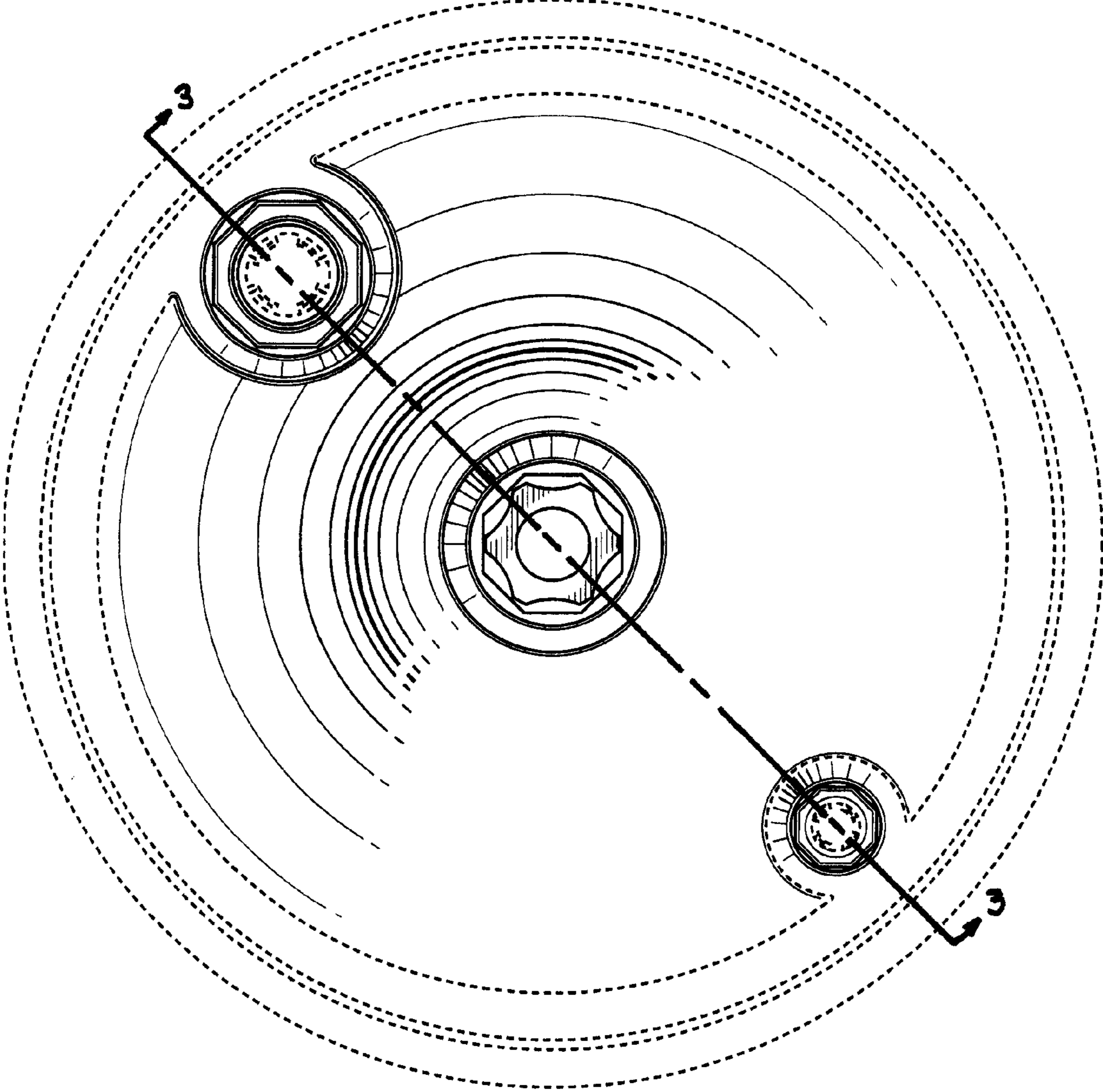


FIG. 2

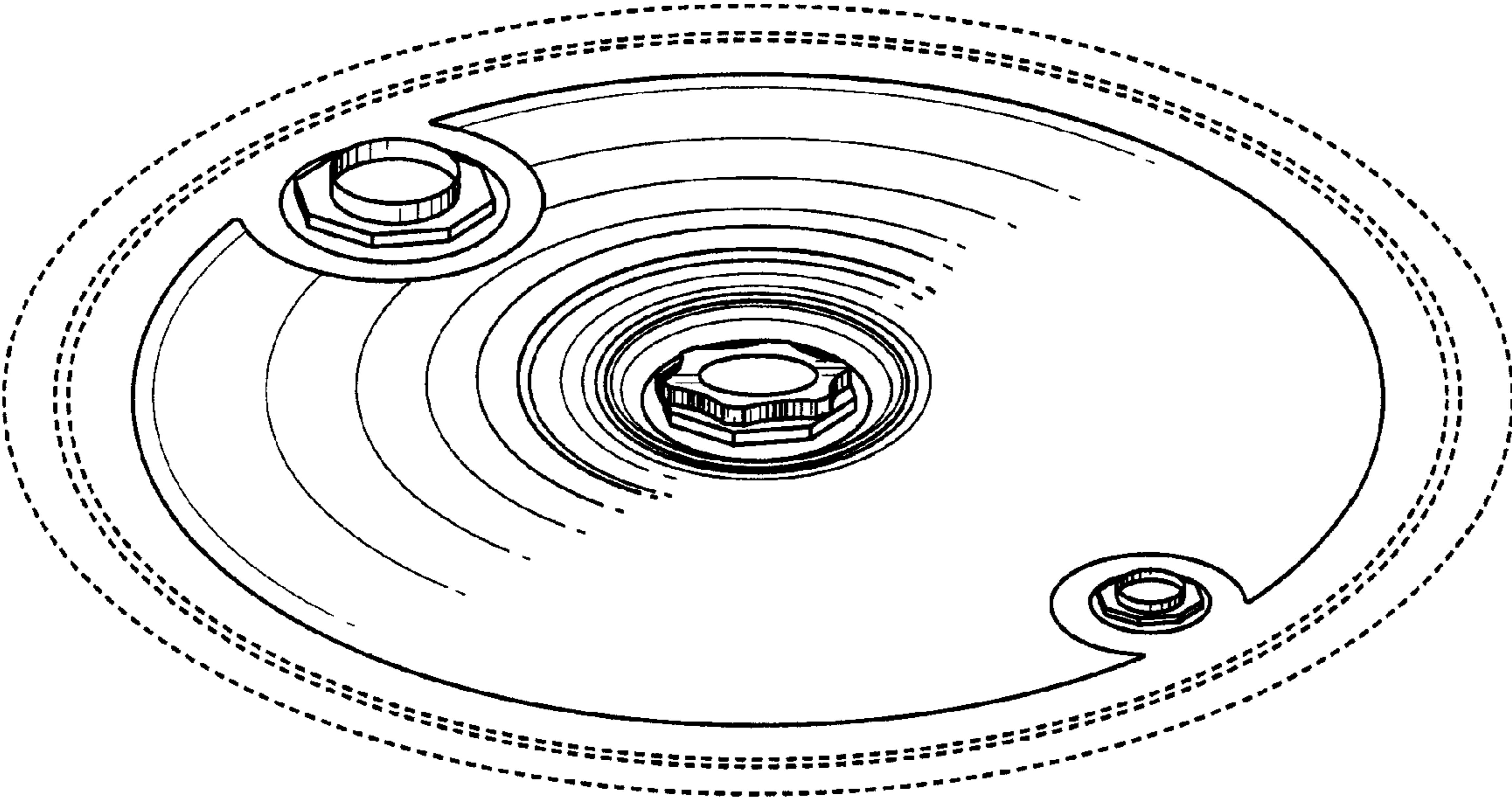


FIG. 3

