

US00D548384S

(12) **United States Design Patent**
Komar

(10) **Patent No.:** **US D548,384 S**

(45) **Date of Patent:** **** Aug. 7, 2007**

(54) **POWER TORCH**

(75) Inventor: **Jurgen Komar**, Hagenrain (DE)

(73) Assignee: **OSRAM Gesellschaft mit
beschränkter Haftung**, Munich (DE)

(**) Term: **14 Years**

(21) Appl. No.: **29/267,719**

(22) Filed: **Oct. 19, 2006**

(30) **Foreign Application Priority Data**

Apr. 20, 2006 (EM) 000525829

(51) **LOC (8) Cl.** **26-05**

(52) **U.S. Cl.** **D26/60; D26/37**

(58) **Field of Classification Search** D10/111,
D10/114; D26/28, 37, 60; 362/98, 99, 171,
362/178, 184, 190, 200, 220, 240, 249, 376,
362/396, 486, 581

See application file for complete search history.

(56) **References Cited**

U.S. PATENT DOCUMENTS

2,528,701 A * 11/1950 Mitchell 362/201
D261,052 S * 9/1981 Henkels D26/46
D298,658 S * 11/1988 Roberts et al. D26/37

D330,258 S * 10/1992 Schneiderman D26/37
D361,633 S * 8/1995 Chabria D26/37
D425,228 S * 5/2000 Kibler D26/46
D475,149 S * 5/2003 Chun D26/37
6,722,770 B2 * 4/2004 Colangelo 362/103
D518,584 S * 4/2006 Chan D26/37
D524,474 S * 7/2006 Lo et al. D26/60

* cited by examiner

Primary Examiner—Clare E Heflin

(74) *Attorney, Agent, or Firm*—Frishauf, Holtz, Goodman &
Chick, P.C.

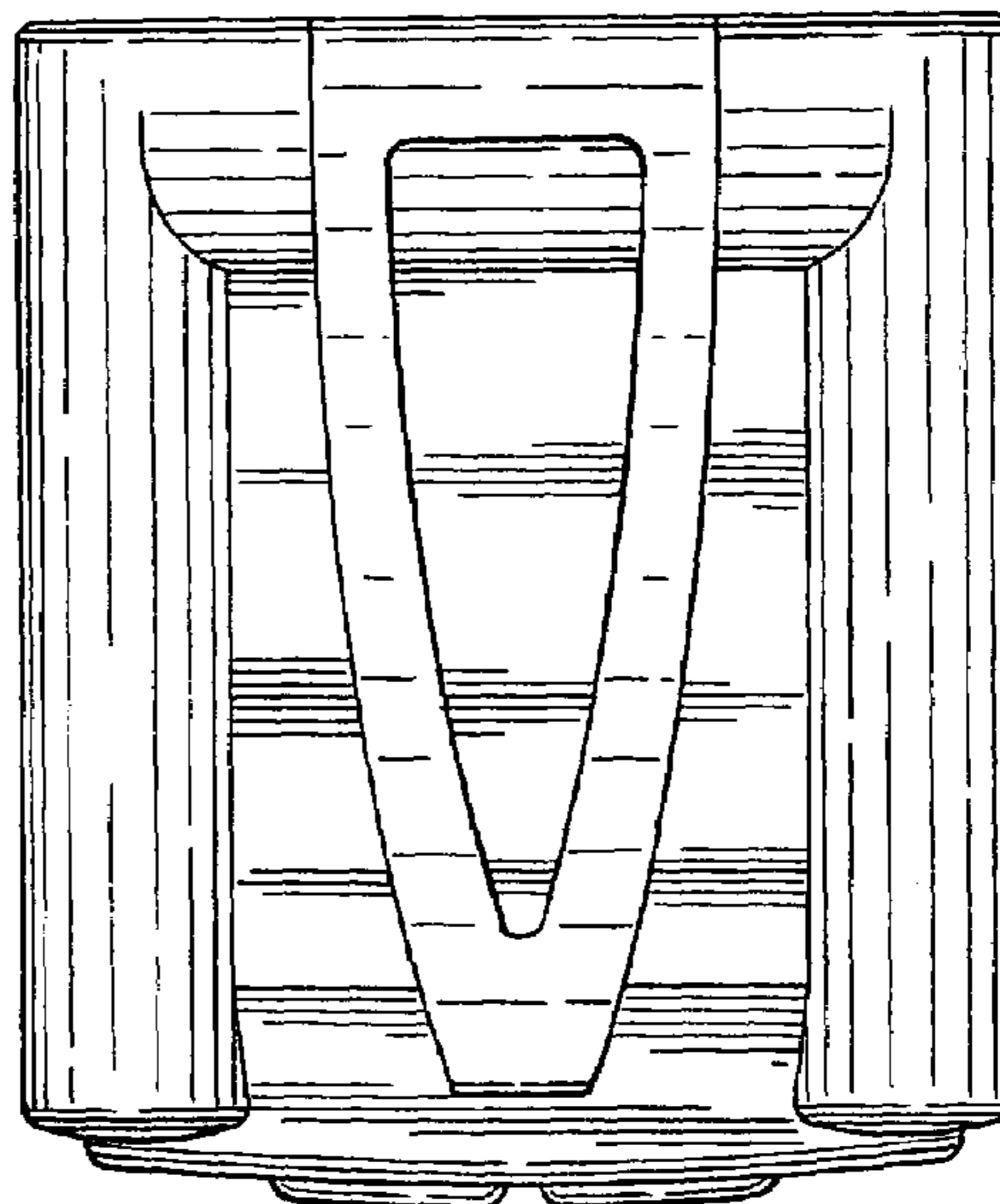

(57) **CLAIM**

The ornamental design for a power torch, as shown and
described.

DESCRIPTION

FIG. 1 is a perspective view of the power torch;
FIG. 2 is a front view thereof;
FIG. 3 is a left side view thereof, the right side view being
a mirror image thereof;
FIG. 4 is a rear view thereof;
FIG. 5 is a top view thereof; and,
FIG. 6 is a bottom view thereof.

1 Claim, 2 Drawing Sheets






Fig. 1




Fig. 2




Fig. 3

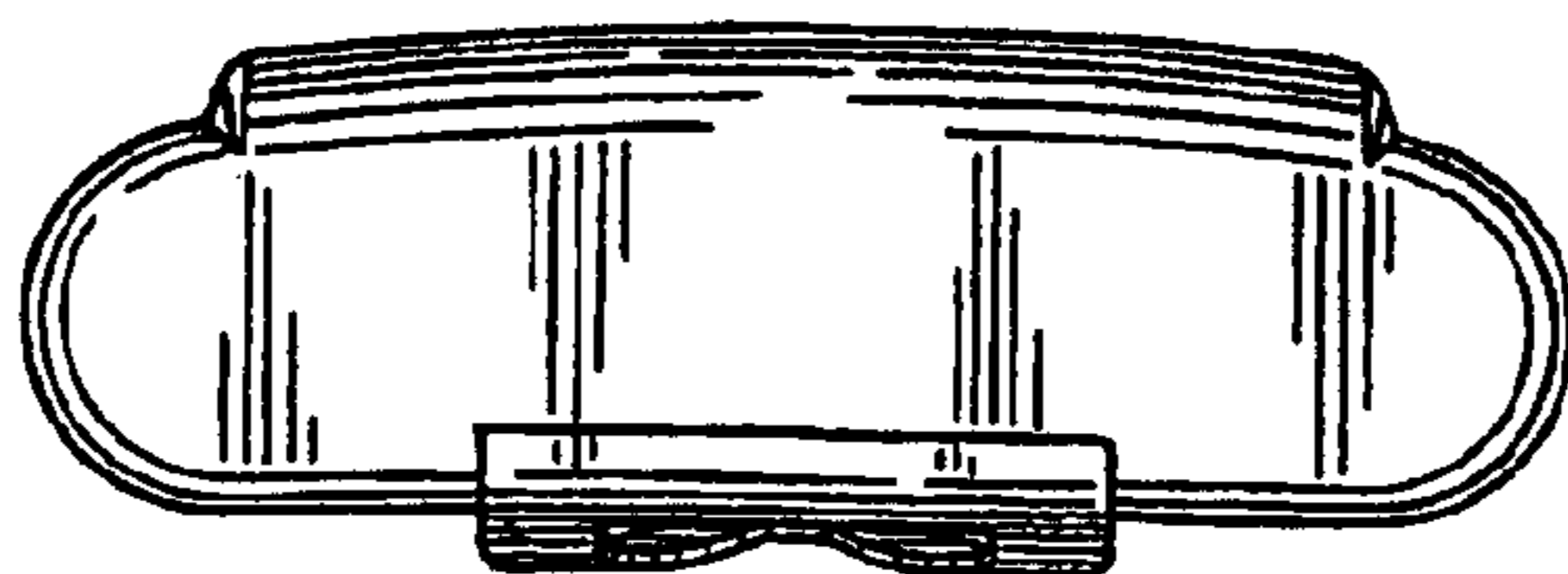


Fig. 4




Fig. 5

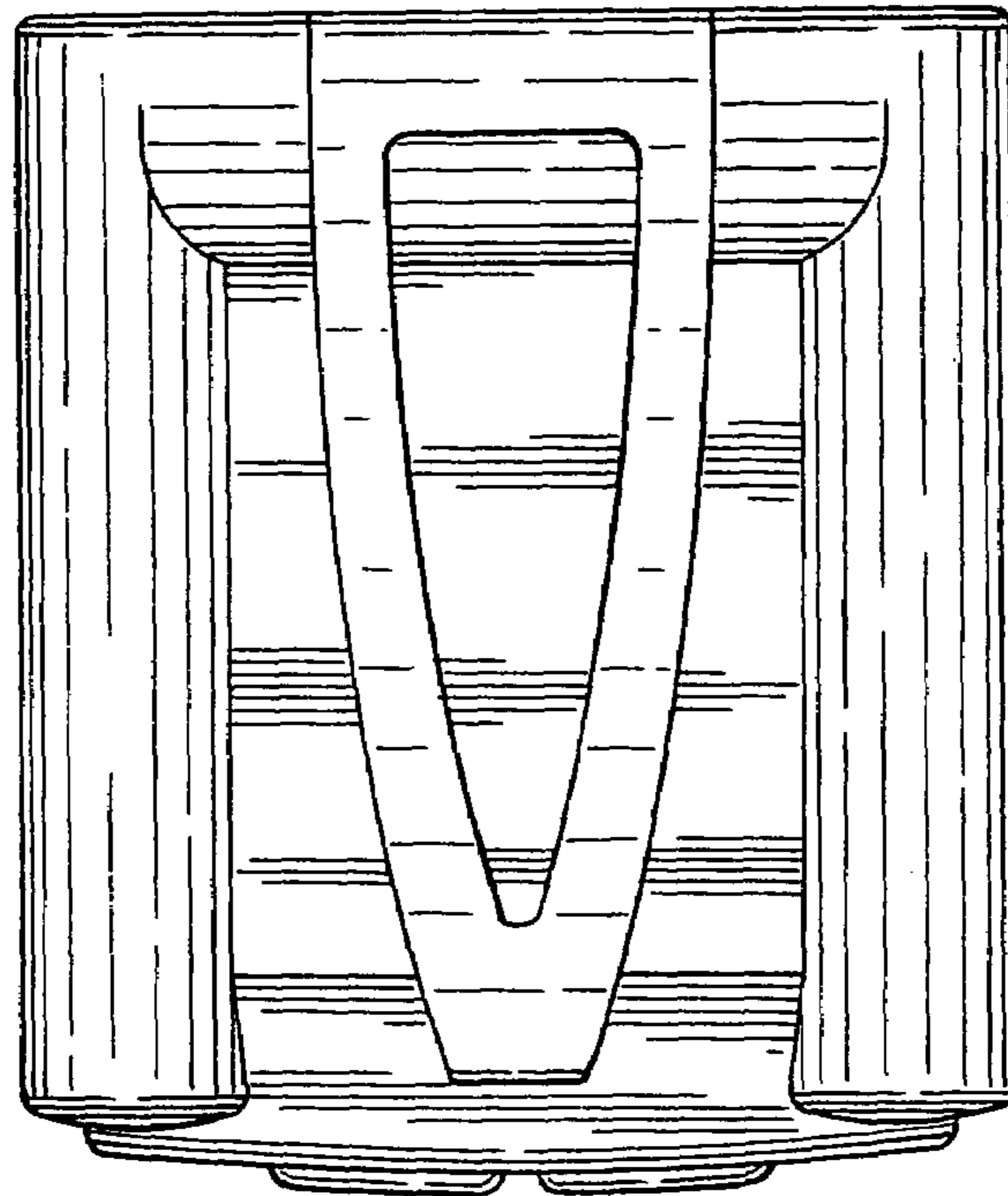


Fig. 6