

US00D548348S

(12) **United States Design Patent**
Nash

(10) **Patent No.:** **US D548,348 S**

(45) **Date of Patent:** **** Aug. 7, 2007**

(54) **BANDAGE**

(76) Inventor: **Alan E. Nash**, 268 Tosca Dr.,
Stoughton, MA (US) 02072

(**) Term: **14 Years**

(21) Appl. No.: **29/230,310**

(22) Filed: **May 19, 2005**

(51) **LOC (8) Cl.** **24-04**

(52) **U.S. Cl.** **D24/189**

(58) **Field of Classification Search** D24/188-189,
D24/134-135; D20/11, 23, 24, 26, 36; D28/99;
602/41-43

See application file for complete search history.

(56) **References Cited**

U.S. PATENT DOCUMENTS

D355,489 S *	2/1995	Almond	D24/189
D382,911 S *	8/1997	Magner et al.	D20/22
D414,813 S *	10/1999	Browning	D20/23
D427,370 S *	6/2000	Kalafsky et al.	D28/4
D433,068 S *	10/2000	Dunlap	D20/22
6,559,455 B2	5/2003	Nash		

D527,102 S *	8/2006	Mills et al.	D24/124
D527,818 S *	9/2006	Mills et al.	D24/124
D528,658 S *	9/2006	Mueller et al.	D24/189

* cited by examiner

Primary Examiner—Louis S. Zarfes

Assistant Examiner—Michelle E. Wilson

(74) *Attorney, Agent, or Firm*—Adams Evans P.A.

(57) **CLAIM**

I claim the ornamental design for a bandage, as shown and described.

DESCRIPTION

FIG. 1 is a perspective view of a bandage according to the invention, showing my new design;

FIG. 2 is a top plan view thereof;

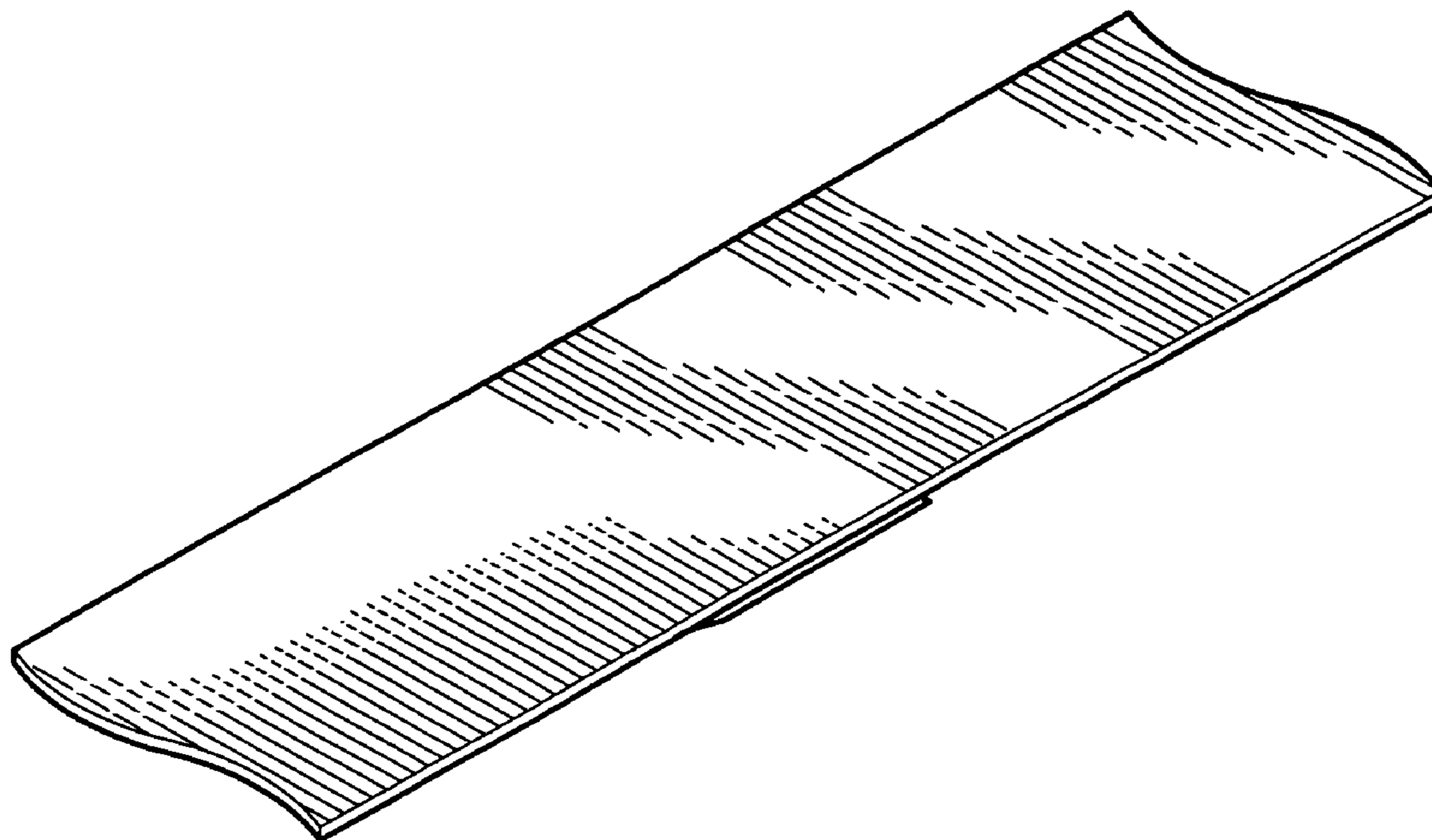
FIG. 3 is a side elevational view thereof;

FIG. 4 is a front elevational view thereof;

FIG. 5 is a rear elevational view thereof; and,

FIG. 6 is a bottom plan view thereof.

1 Claim, 1 Drawing Sheet



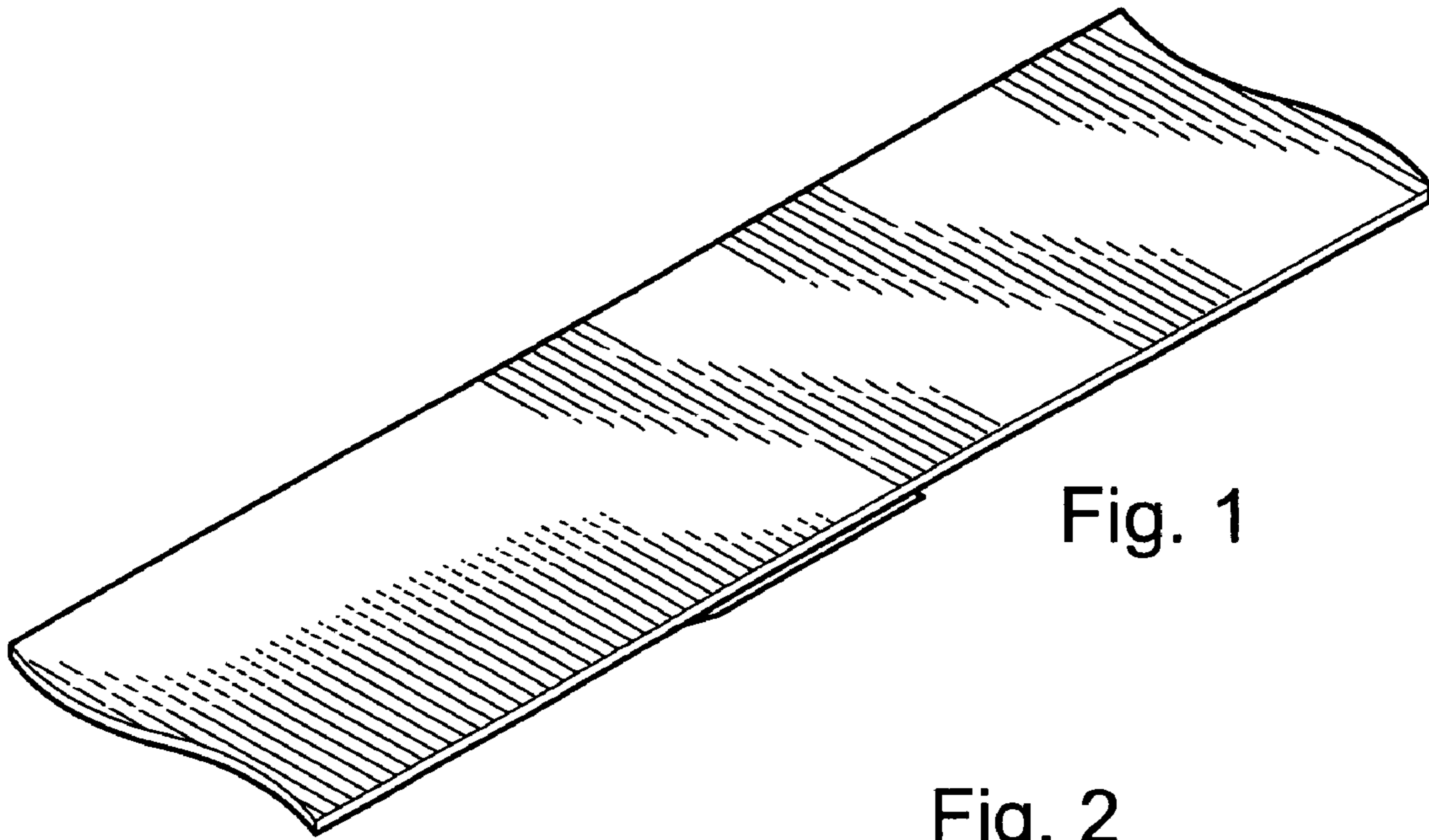


Fig. 1

Fig. 2

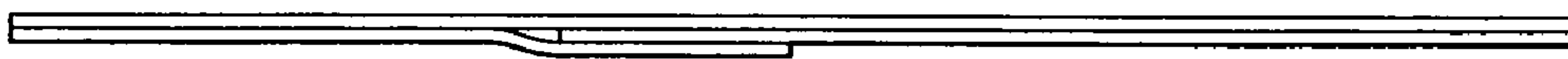
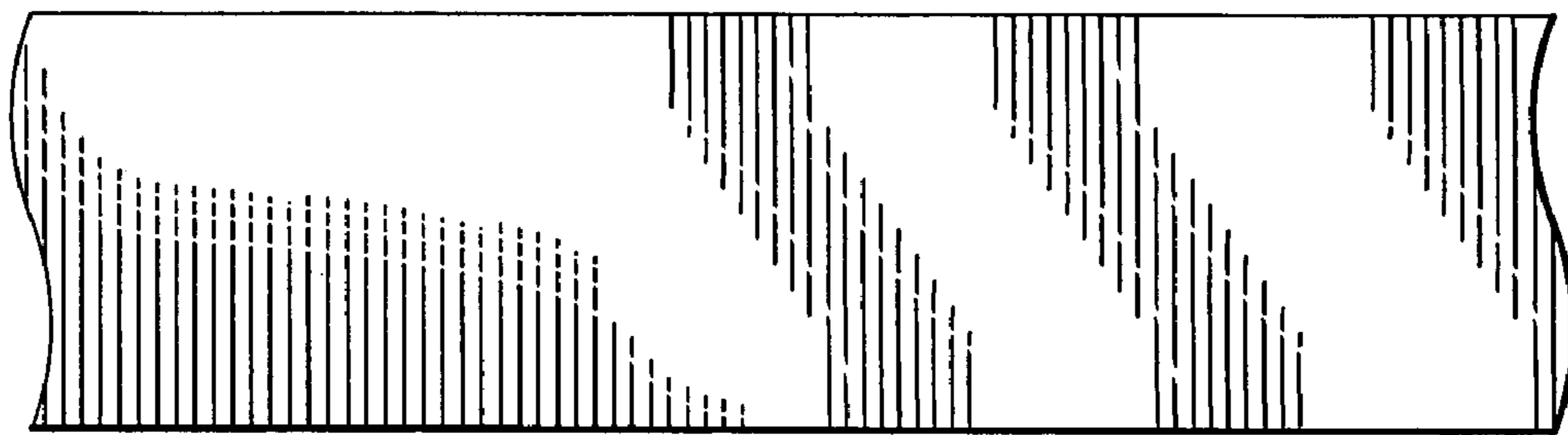


Fig. 3

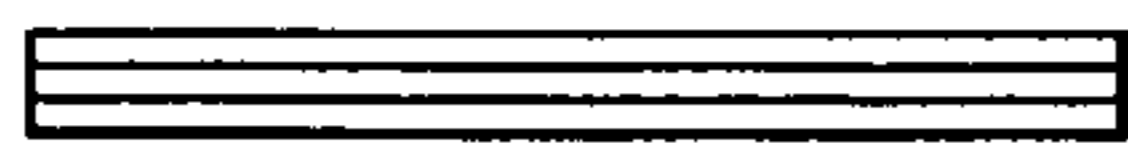


Fig. 4

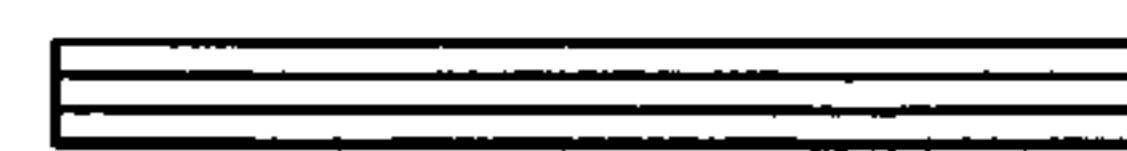


Fig. 5

Fig. 6

