

US00D548334S

(12) **United States Design Patent**  
**Izumi**

(10) **Patent No.:** **US D548,334 S**

(45) **Date of Patent:** **\*\* Aug. 7, 2007**

(54) **ORAL IRRIGATOR**

(75) Inventor: **Masakazu Izumi**, Funabashi (JP)

(73) Assignee: **Matsushita Electric Works, Ltd.**,  
Osaka (JP)

(\*\*) Term: **14 Years**

(21) Appl. No.: **29/217,534**

(22) Filed: **Nov. 17, 2004**

(30) **Foreign Application Priority Data**

May 21, 2004 (JP) ..... 2004-014966

(51) **LOC (8) Cl.** ..... **D24-02**

(52) **U.S. Cl.** ..... **D24/111; D24/152**

(58) **Field of Classification Search** ..... D24/111,  
D24/152, 112; 433/80, 82, 89; 601/162,  
601/165; 222/372, 381.1, 385

See application file for complete search history.

(56) **References Cited**

**U.S. PATENT DOCUMENTS**

- D322,314 S \* 12/1991 Ohbayashi ..... D24/111
- D373,631 S \* 9/1996 Maeda et al. .... D24/111
- D413,975 S \* 9/1999 Maeda ..... D24/111
- 6,030,215 A \* 2/2000 Ellion et al. .... 433/89
- 2004/0209222 A1 \* 10/2004 Snyder et al. .... 433/80

\* cited by examiner

*Primary Examiner*—Ian Simmons  
*Assistant Examiner*—Wan Laymon  
(74) *Attorney, Agent, or Firm*—J.C. Patents

(57) **CLAIM**

The ornamental design for an oral irrigator, as shown and described.

**DESCRIPTION**

FIG. 1 is a top, front, and right side perspective view of an oral irrigator showing my new design.

FIG. 2 is a front elevational view thereof.

FIG. 3 is a rear elevational view thereof.

FIG. 4 is a left side elevational view thereof.

FIG. 5 is a right side elevational view thereof.

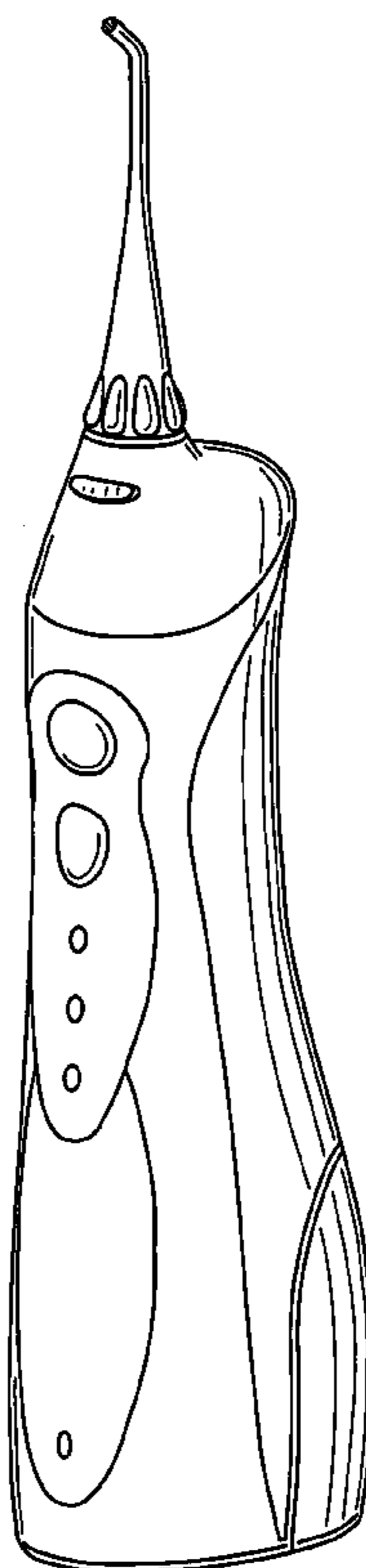
FIG. 6 is a top plan view thereof.

FIG. 7 is a bottom plan view thereof, and,

FIG. 8 is a top, rear, and left side perspective view thereof.

The drawings are three dimensional computer graphic drawings of the claimed design. The dark and light color tones of the claimed design are illustrated by dark and light colors, and form no part of the claimed design. The contours of the claimed design are illustrated by shading variation.

**1 Claim, 7 Drawing Sheets**



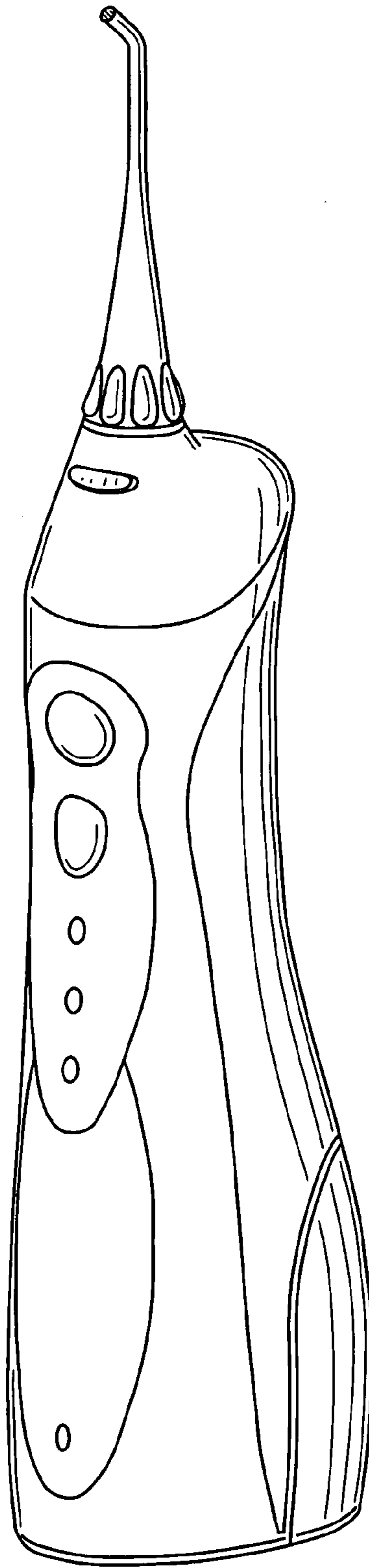


FIG. 1

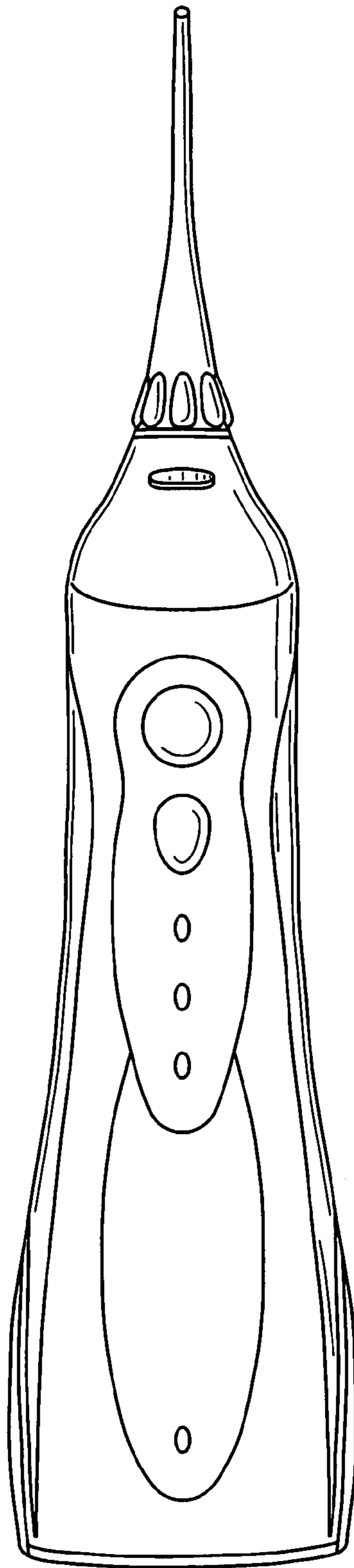


FIG. 2

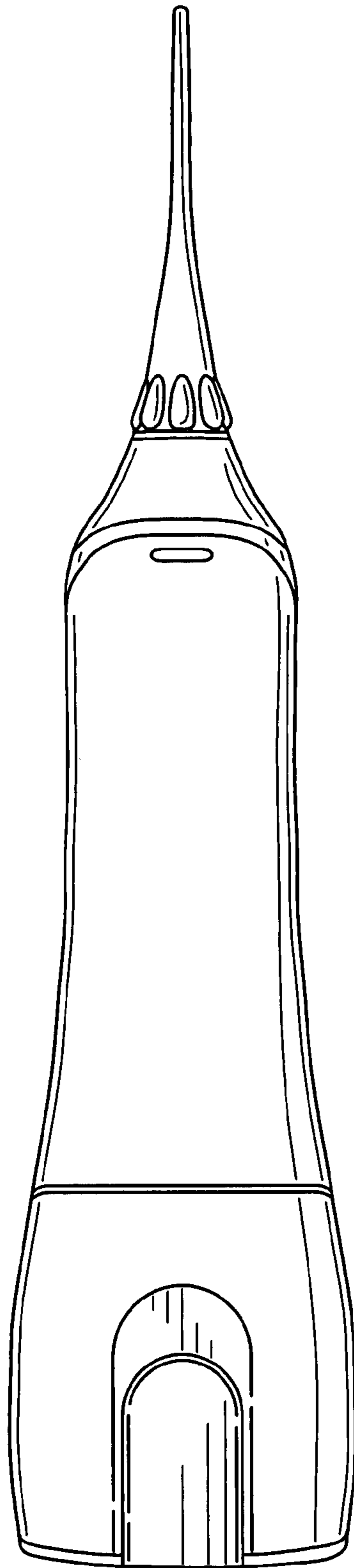


FIG. 3



FIG. 4

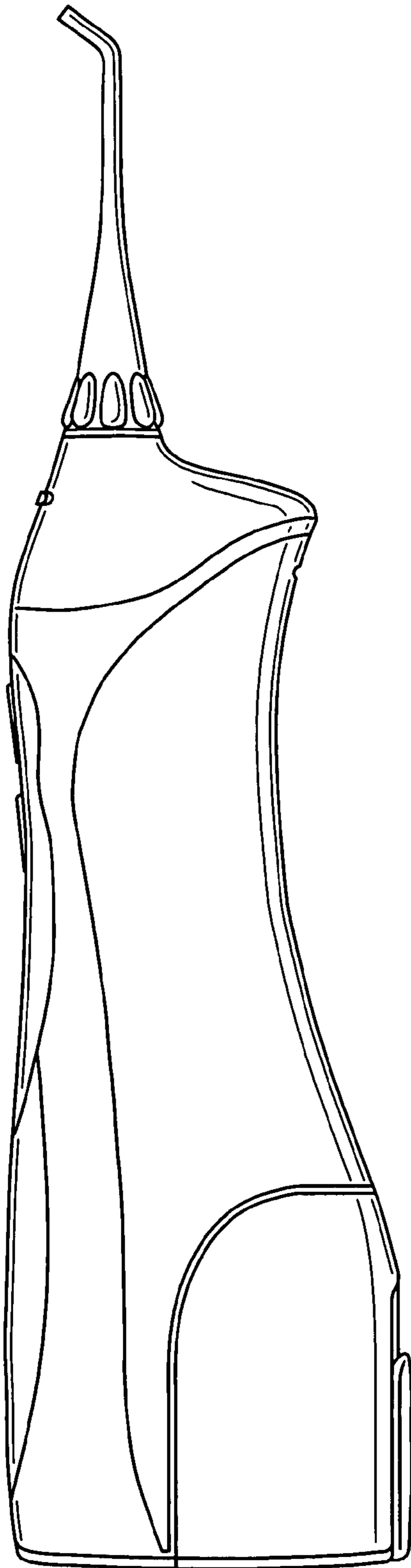


FIG. 5

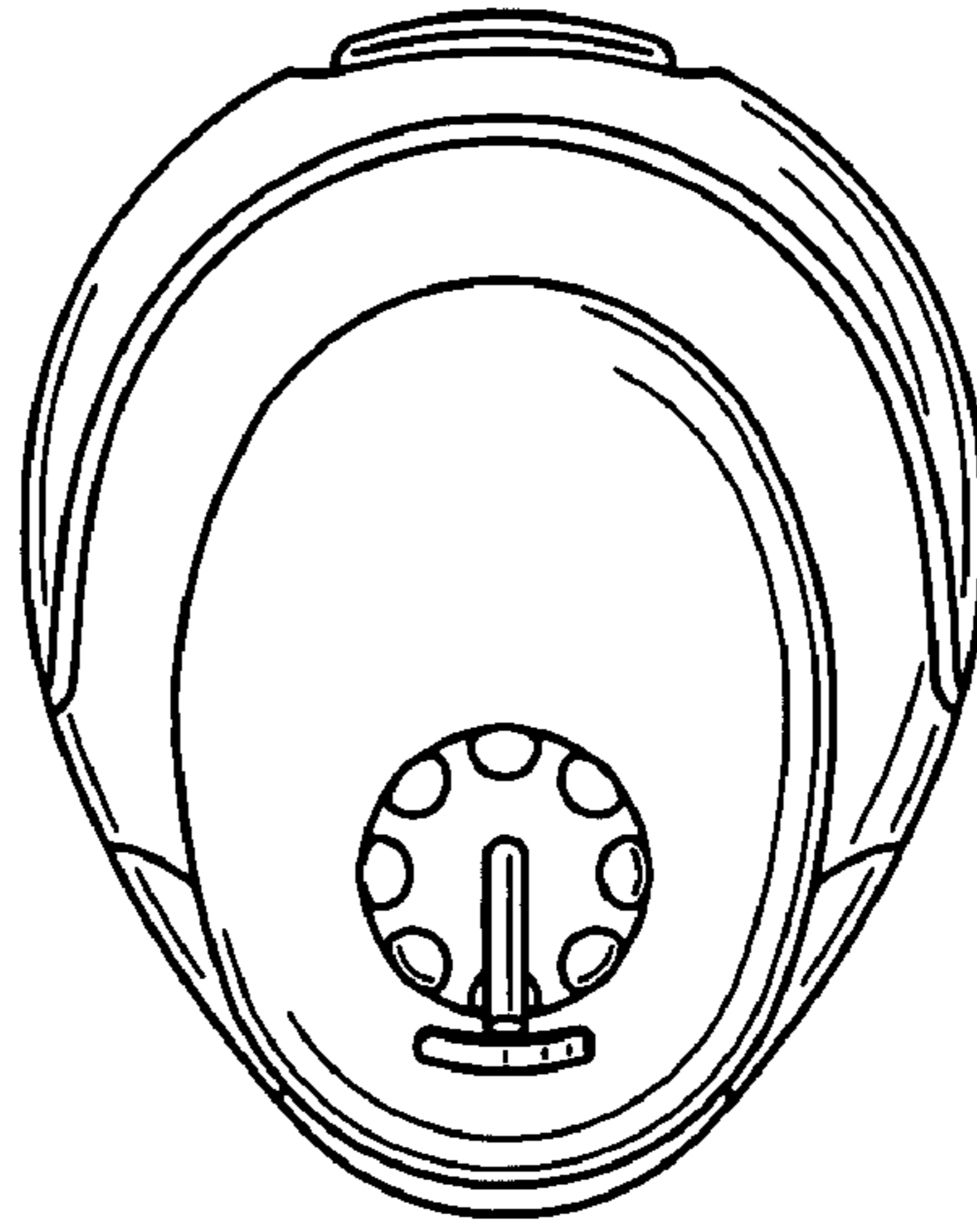


FIG. 6

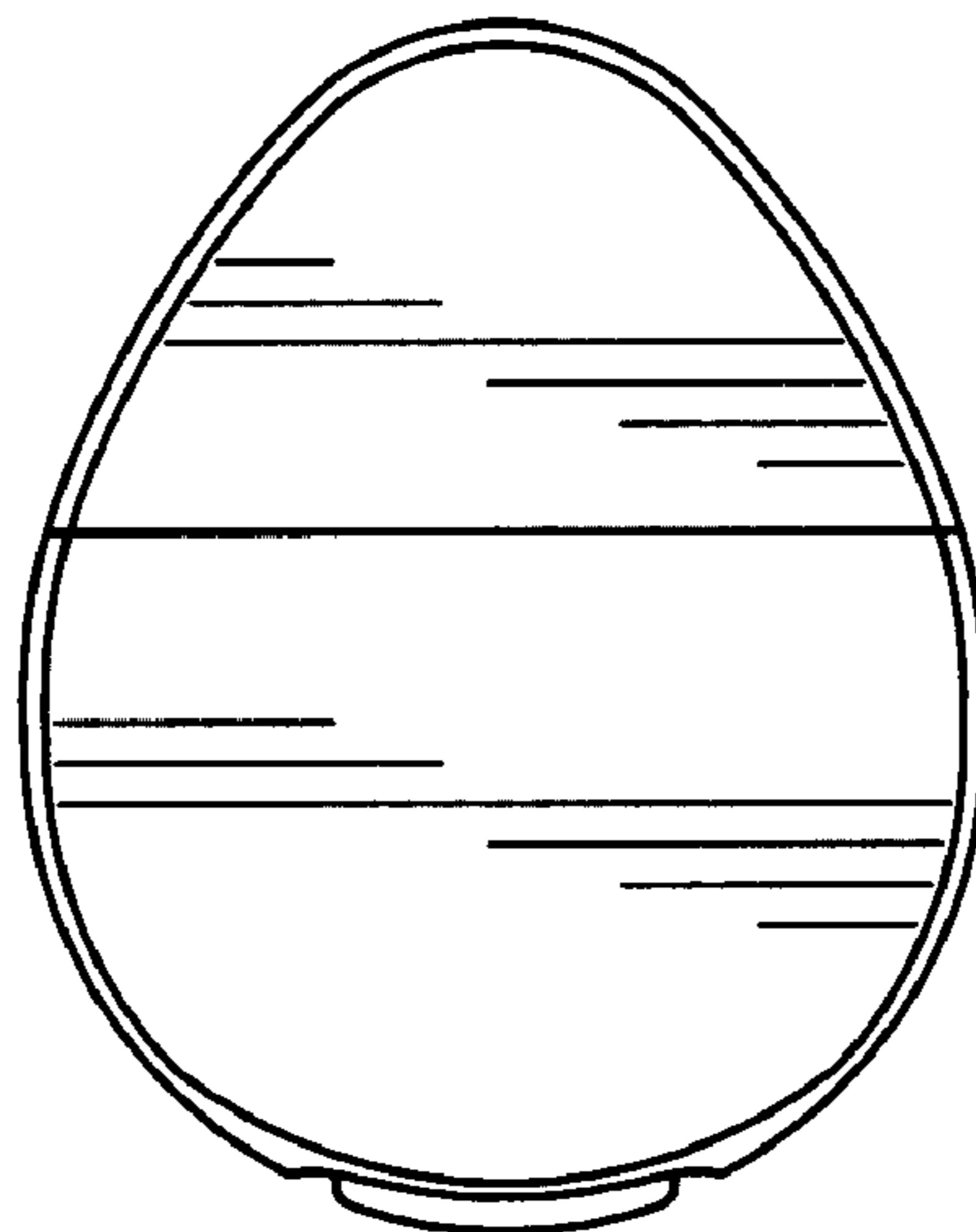


FIG. 7

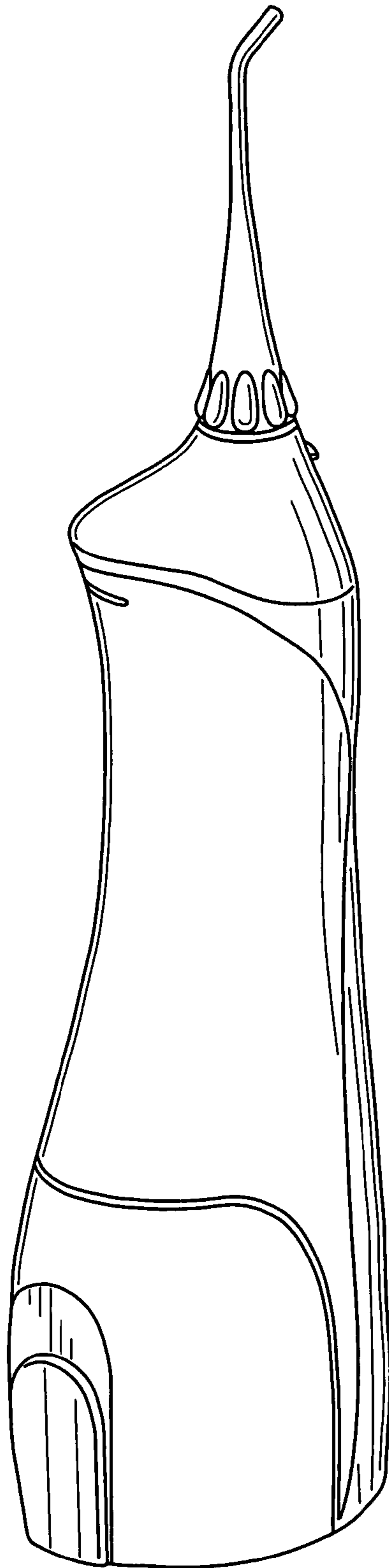


FIG. 8