



US00D548325S

(12) **United States Design Patent** (10) **Patent No.:** **US D548,325 S**
Benner (45) **Date of Patent:** **** Aug. 7, 2007**

(54) **EAR PLUG**
(75) Inventor: **Devin Benner**, Pleasant Ridge, MI (US)
(73) Assignee: **McKeon Products, Inc.**, Warren, MI (US)
(**) Term: **14 Years**
(21) Appl. No.: **29/241,730**
(22) Filed: **Oct. 31, 2005**
(51) **LOC (8) Cl.** **24-04**
(52) **U.S. Cl.** **D24/106**
(58) **Field of Classification Search** D24/106,
D24/134, 174, 173; 128/864, 866; 181/135,
181/130, 129; 381/317, 224, 330; D14/205,
D14/206; D29/112

See application file for complete search history.

(56) **References Cited**
U.S. PATENT DOCUMENTS

2,393,005 A 1/1946 Veneklasen
2,672,863 A * 3/1954 Leight 128/867
3,415,246 A 12/1968 Hill
D236,162 S * 7/1975 Leight D24/106
4,089,332 A 5/1978 Rose
4,219,018 A 8/1980 Draper, Jr.
D275,320 S * 8/1984 Halcomb et al. D24/140
4,552,137 A 11/1985 Strauss
4,564,009 A 1/1986 Brinkhoff
4,582,053 A 4/1986 Wilson
4,852,684 A 8/1989 Packard
D361,066 S * 8/1995 Langhorn et al. D14/142
5,452,731 A 9/1995 Dickman
D372,660 S 8/1996 Niessner
5,674,196 A 10/1997 Donaldson et al.
D389,221 S 1/1998 Borg
5,824,968 A 10/1998 Packard et al.
D408,536 S * 4/1999 Borowsky et al. D24/174
5,904,143 A 5/1999 Magidson et al.
D418,650 S * 1/2000 Neuhaus D34/1

D423,664 S * 4/2000 Falco D24/106
D435,645 S 12/2000 Westerdal
D437,048 S 1/2001 Hirshfeld
D445,893 S 7/2001 Remer et al.
6,425,398 B1 * 7/2002 Hirshfeld 128/864
6,484,726 B1 * 11/2002 Remer et al. 128/864
D471,625 S * 3/2003 Falco D24/106
D481,118 S * 10/2003 Doty et al. D24/106
6,659,103 B2 12/2003 Tiemens
D492,991 S 7/2004 Chiang
6,830,124 B2 12/2004 Chiang
D500,529 S 1/2005 Moore
6,938,621 B1 9/2005 Greenhaw et al.
2006/0175722 A1 * 8/2006 Babcock et al. 264/41

FOREIGN PATENT DOCUMENTS

EM 000252424-0001 * 10/2005
GB 3006966 * 12/2002
GB 3011406 * 6/2003

* cited by examiner

Primary Examiner—Carol Rademaker
Assistant Examiner—Anna Burmeister
(74) *Attorney, Agent, or Firm*—Butzel Long

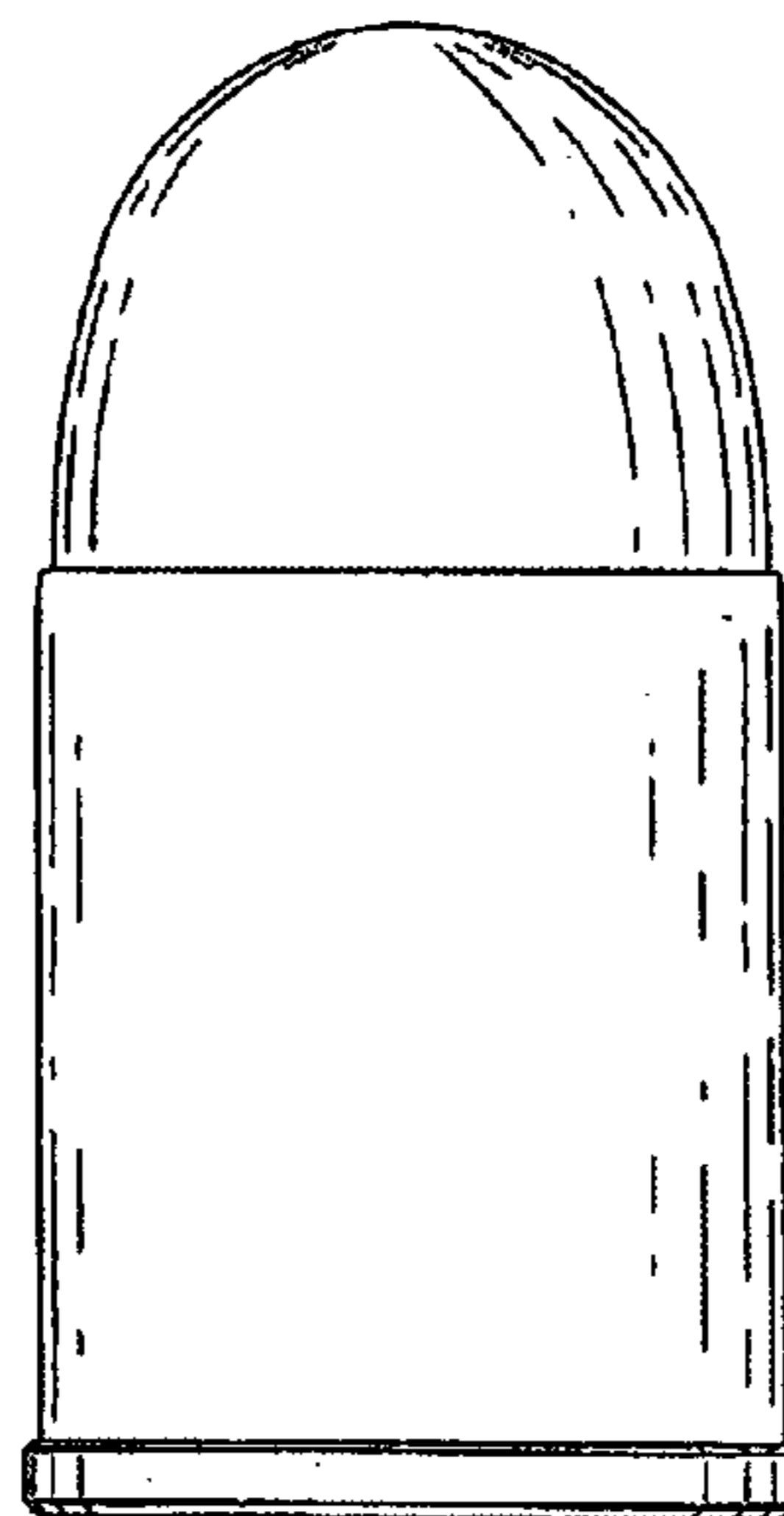
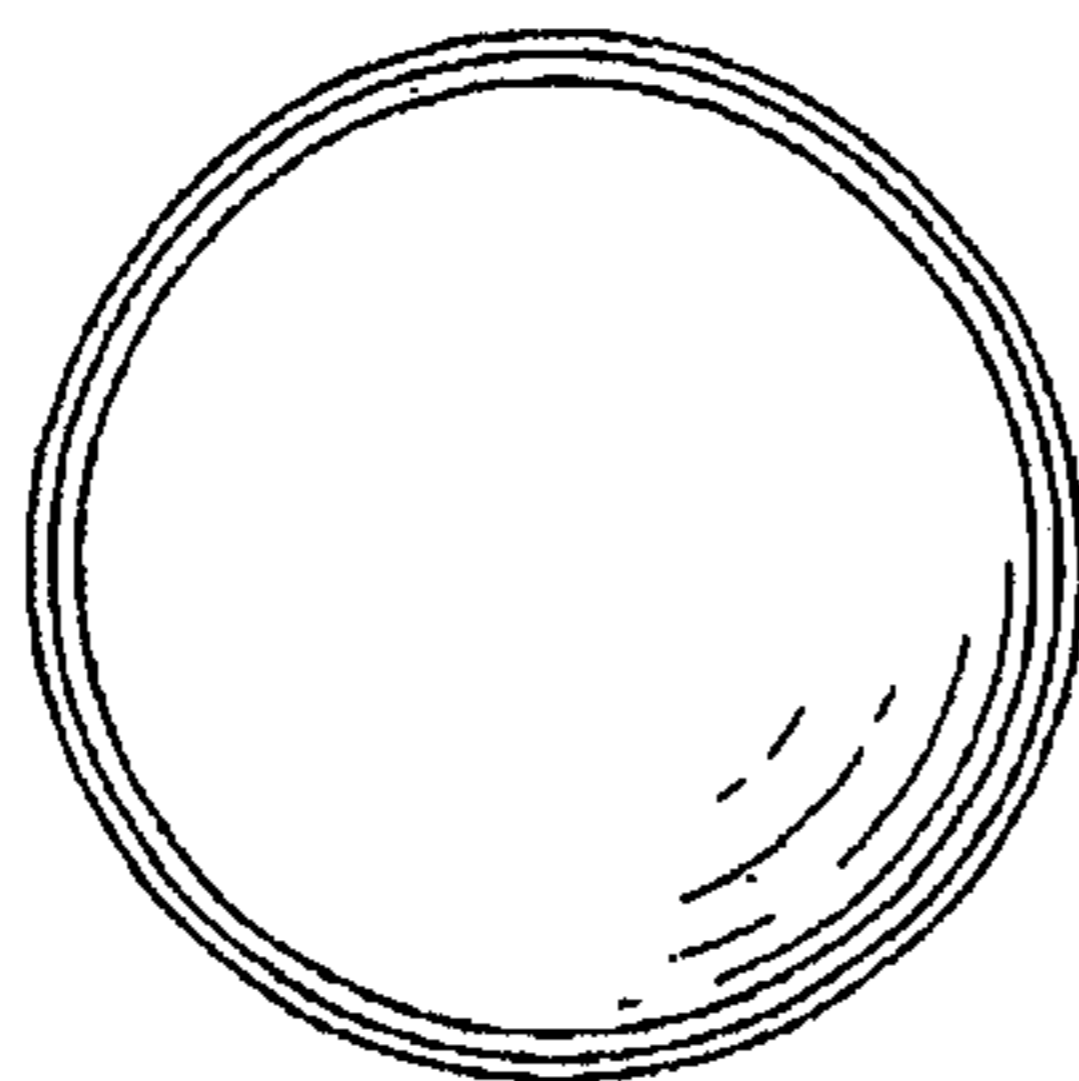
(57) **CLAIM**

The ornamental design for an ear plug, as shown and described.

DESCRIPTION

FIG. 1 is a top plan view of an ear plug of the present invention;
FIG. 2 is a front elevational view thereof, the rear left side, and right side elevational views being identical;
FIG. 3 is a bottom plan view thereof; and,
FIG. 4 is a top, front perspective view thereof.
The broken lines shown in the drawings are for environmental purposes only and form no part of the claimed design.

1 Claim, 2 Drawing Sheets



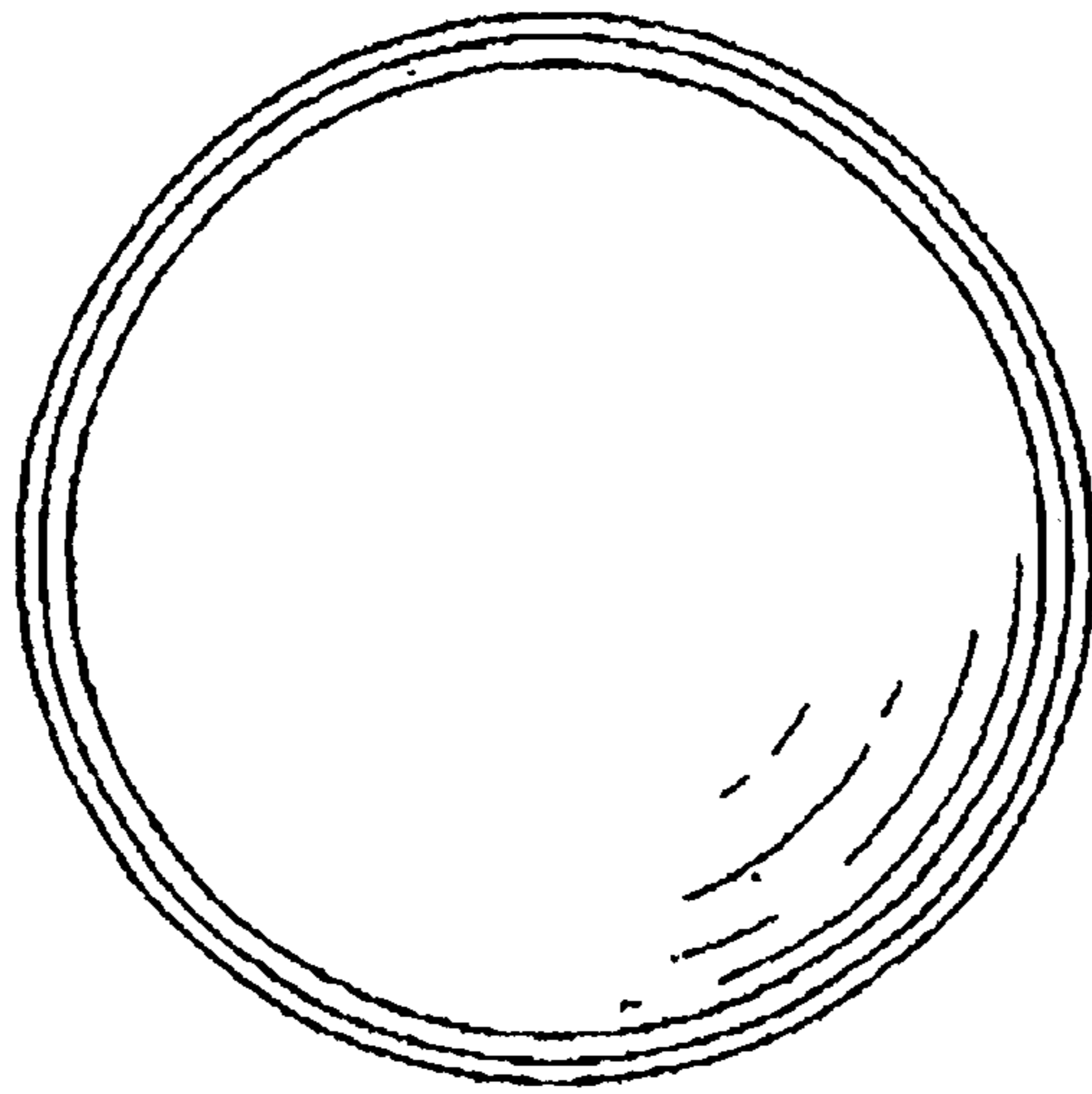


Fig. 1

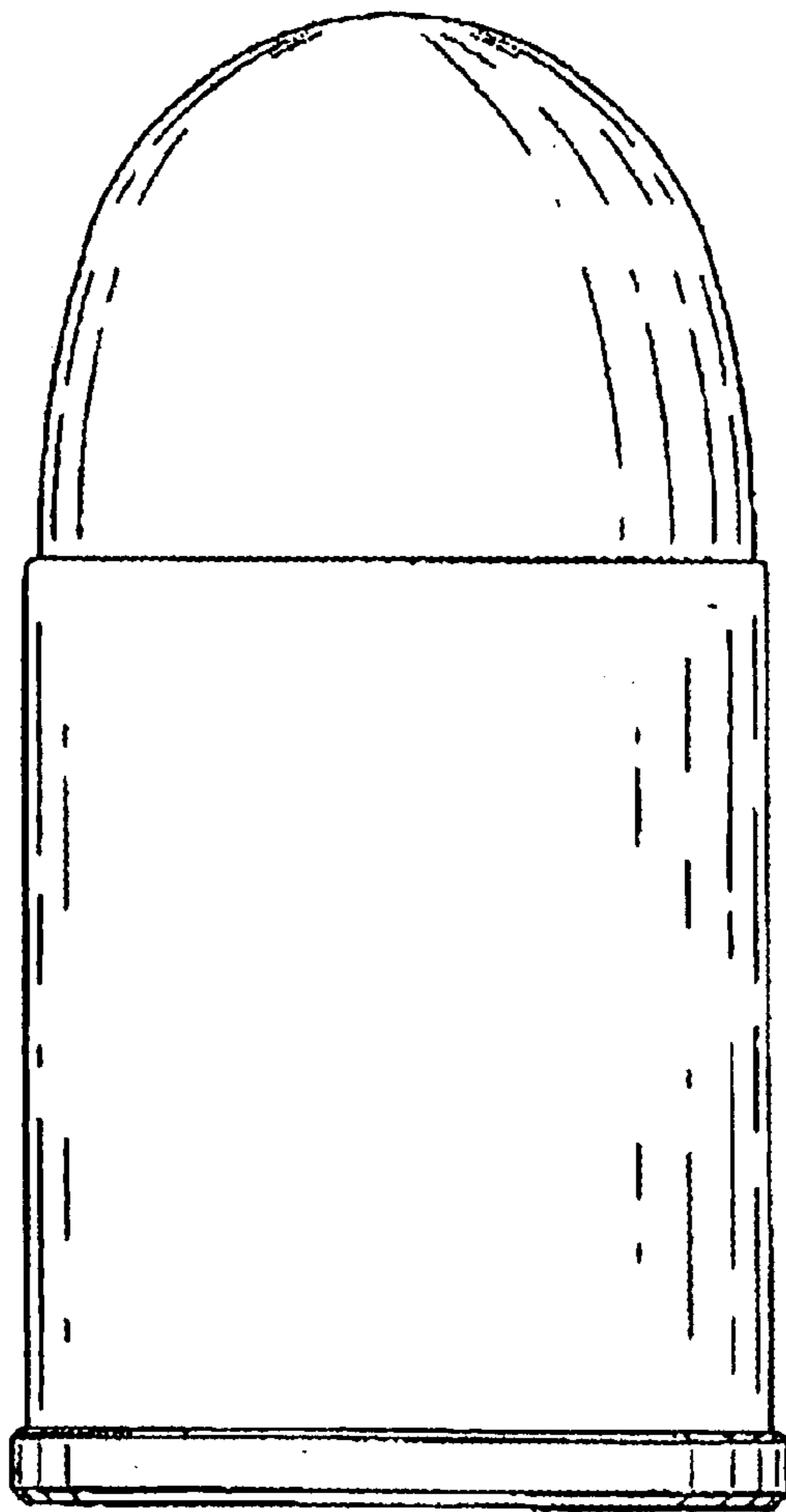


Fig. 2

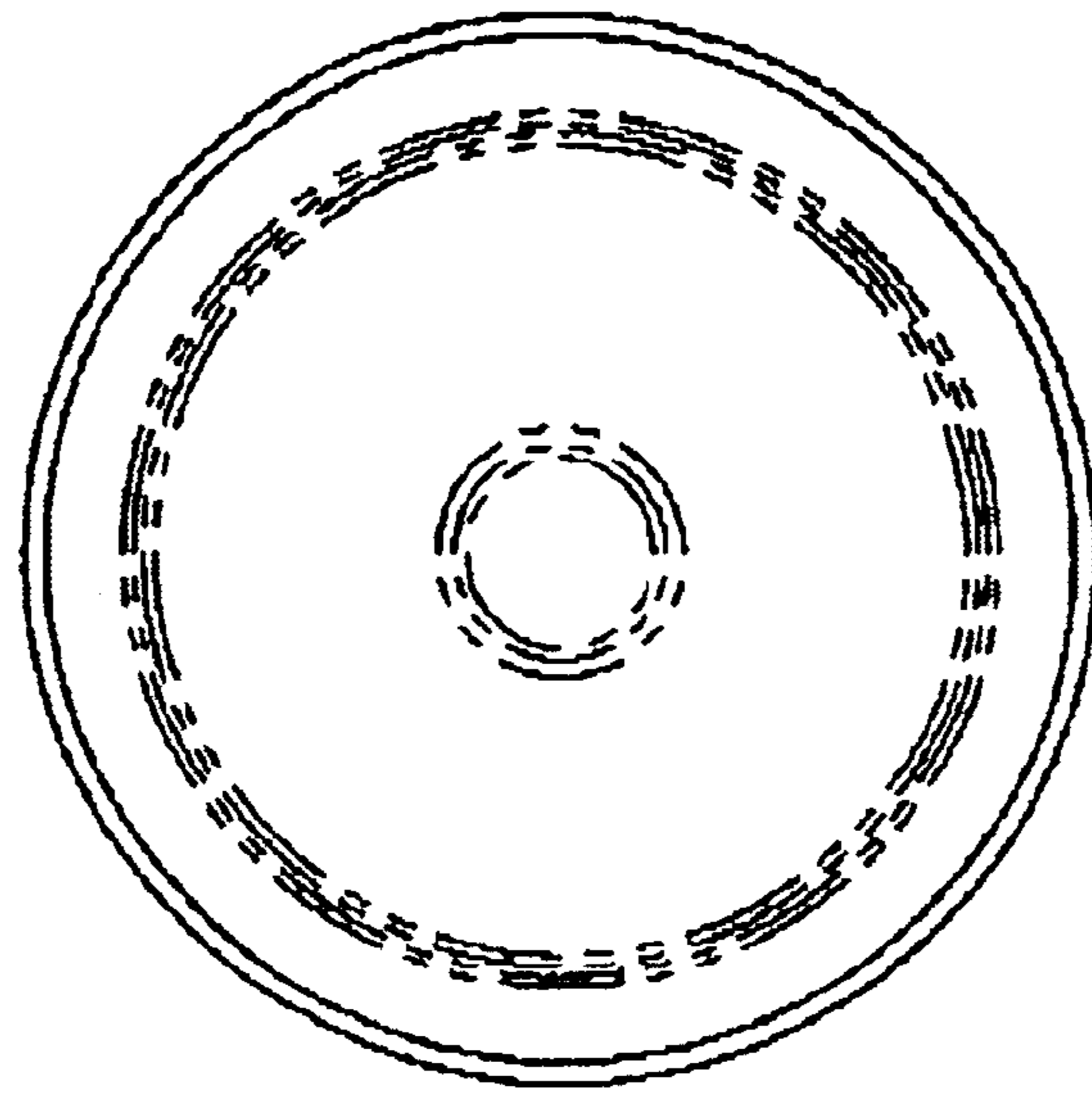


Fig. 3

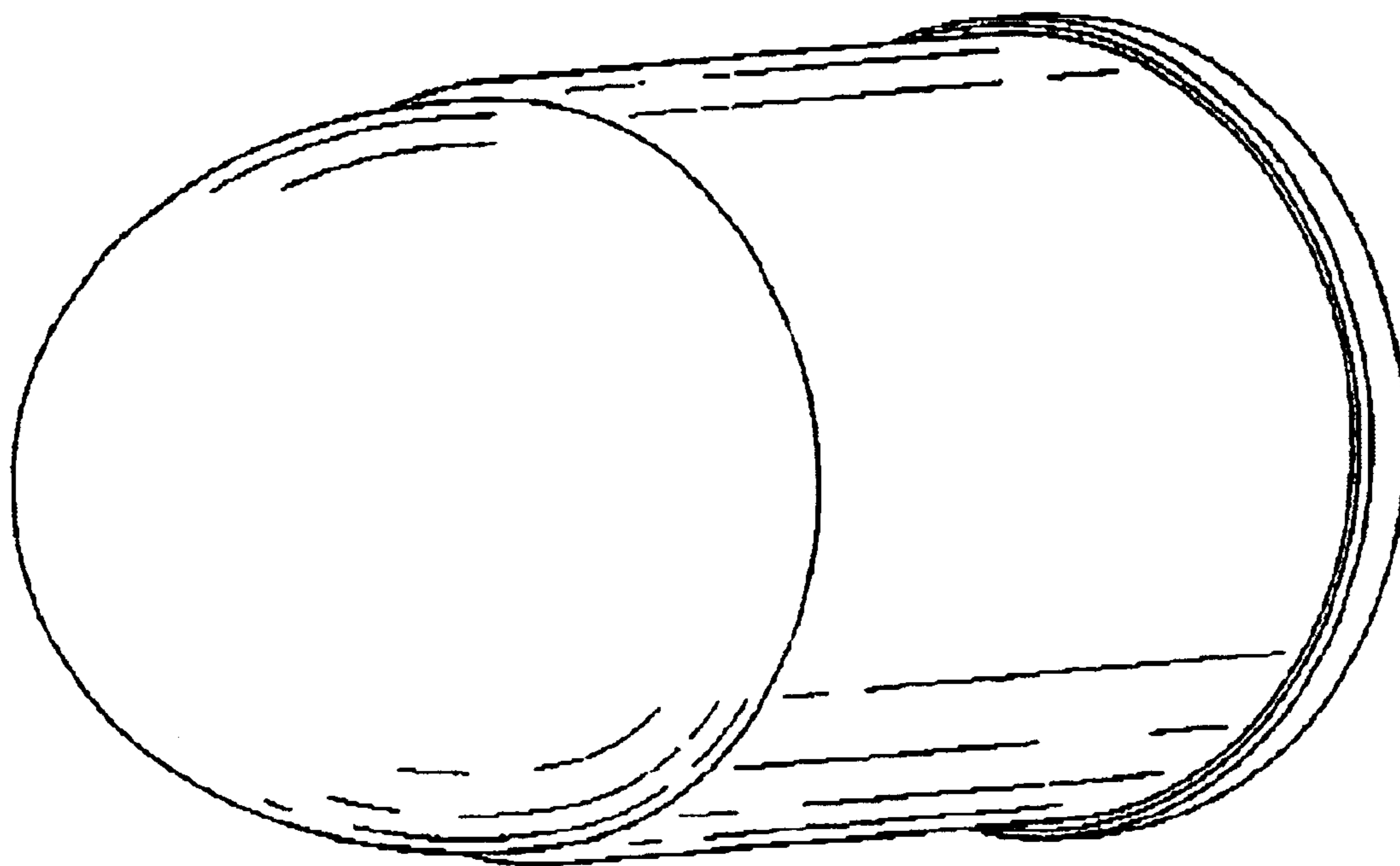


Fig. 4