



US00D548306S

(12) **United States Design Patent** (10) **Patent No.:** **US D548,306 S**
Kennedy et al. (45) **Date of Patent:** **** Aug. 7, 2007**

(54) **FILTER CARTRIDGE** 6,325,929 B1 * 12/2001 Bassett 210/238

(75) Inventors: **Gregory Kennedy**, Maplewood, MN (US); **Christine Fletcher**, Elk River, MN (US); **Chaouki Khamis**, Edina, MN (US)

* cited by examiner

Primary Examiner—Robin Webster
(74) *Attorney, Agent, or Firm*—Patzik, Frank & Samotny, Ltd

(73) Assignee: **EcoWater Systems LLC**, Woodbury, MN (US)

(57) **CLAIM**

(**) Term: **14 Years**

The ornamental design for a filter cartridge, as shown and described.

(21) Appl. No.: **29/252,776**

DESCRIPTION

(22) Filed: **Jan. 27, 2006**

FIG. 1 is a perspective view of a filter cartridge showing the new ornamental design, the portions shown in broken lines forming no part of the design sought to be patented;

(51) **LOC (8) Cl.** **23-01**

(52) **U.S. Cl.** **D23/209**

(58) **Field of Classification Search** D23/207, D23/209; 210/238, 470, 443-4
See application file for complete search history.

FIG. 2 is a front view thereof, the front and rear views being a mirror image, and the portions shown in broken lines forming no part of the design sought to be patented;

(56) **References Cited**

U.S. PATENT DOCUMENTS

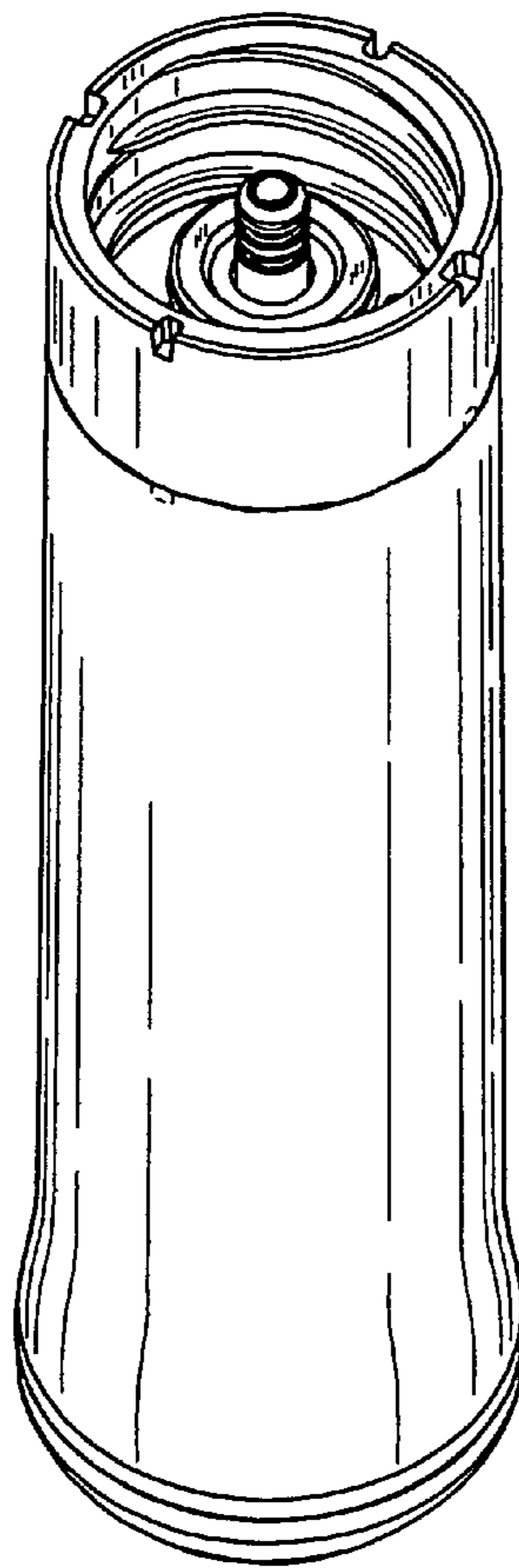
- D265,277 S * 7/1982 Dunn D7/698
- D297,857 S * 9/1988 Alexander et al. D23/207
- D361,823 S * 8/1995 Layton et al. D23/207
- 5,456,830 A * 10/1995 Stanford et al. 210/235
- D448,448 S * 9/2001 Hughes et al. D23/209

FIG. 3 is a left side elevational view thereof, the left and right views being a mirror image, and the portions shown in broken lines forming no part of the design sought to be patented;

FIG. 4 is a top plan view thereof; and,

FIG. 5 is a bottom plan view thereof.

1 Claim, 3 Drawing Sheets



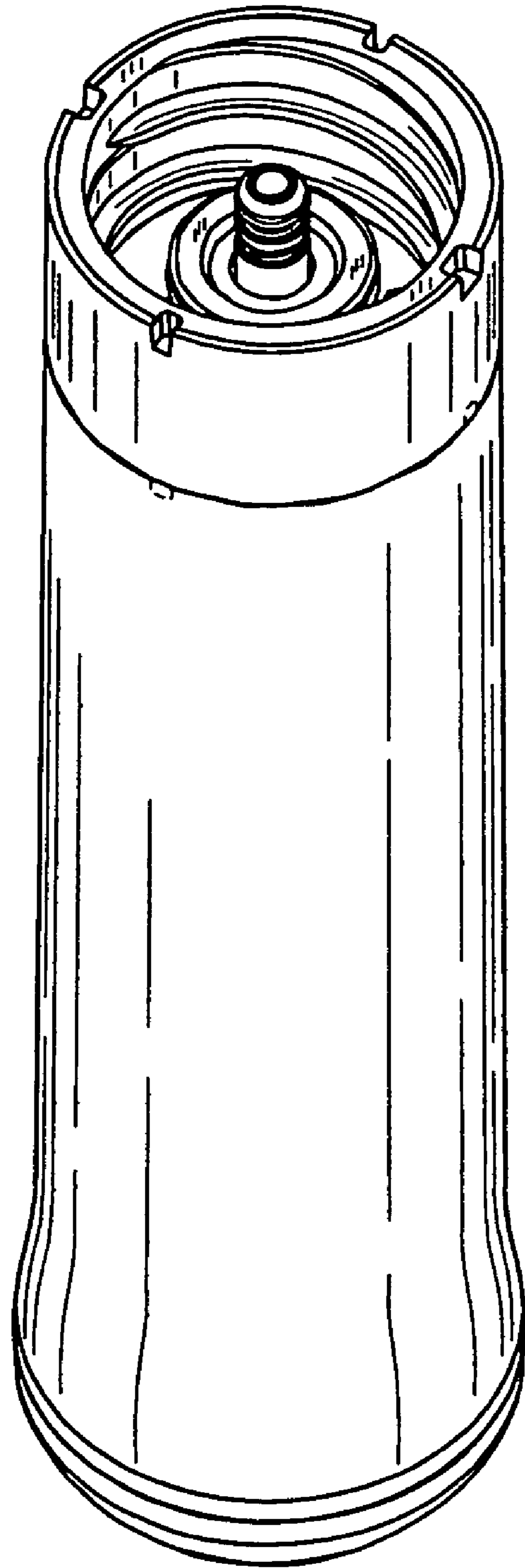


FIG. 1

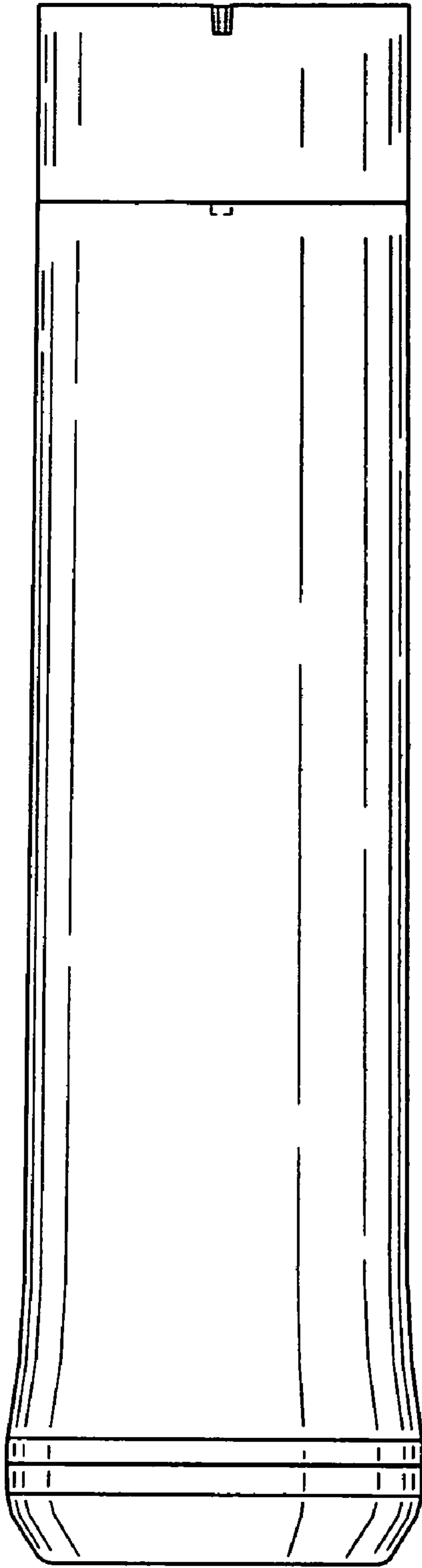


FIG. 2

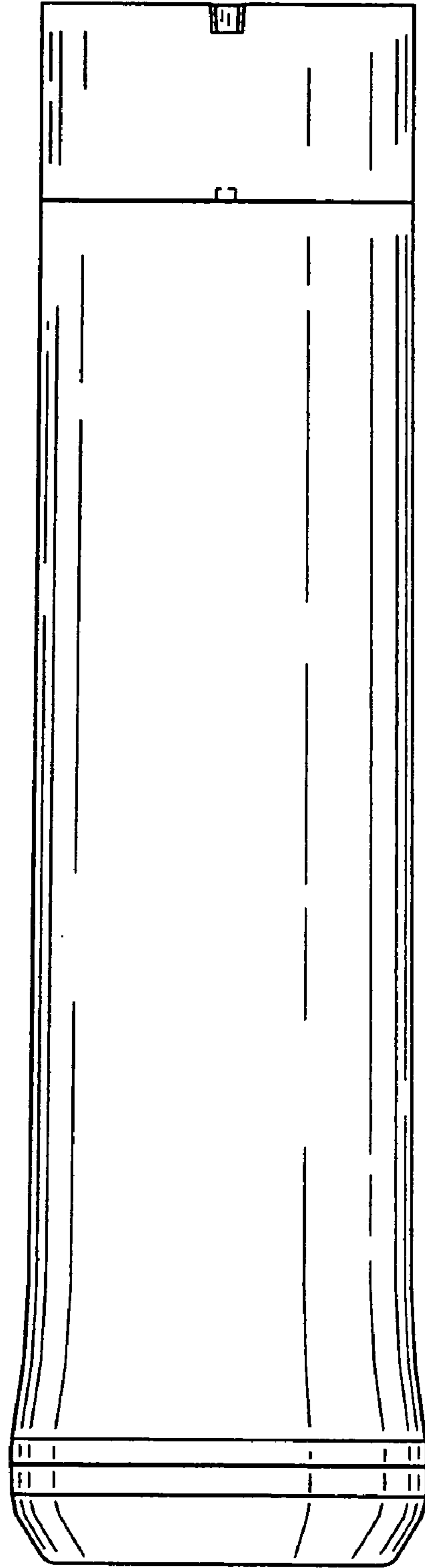


FIG. 3

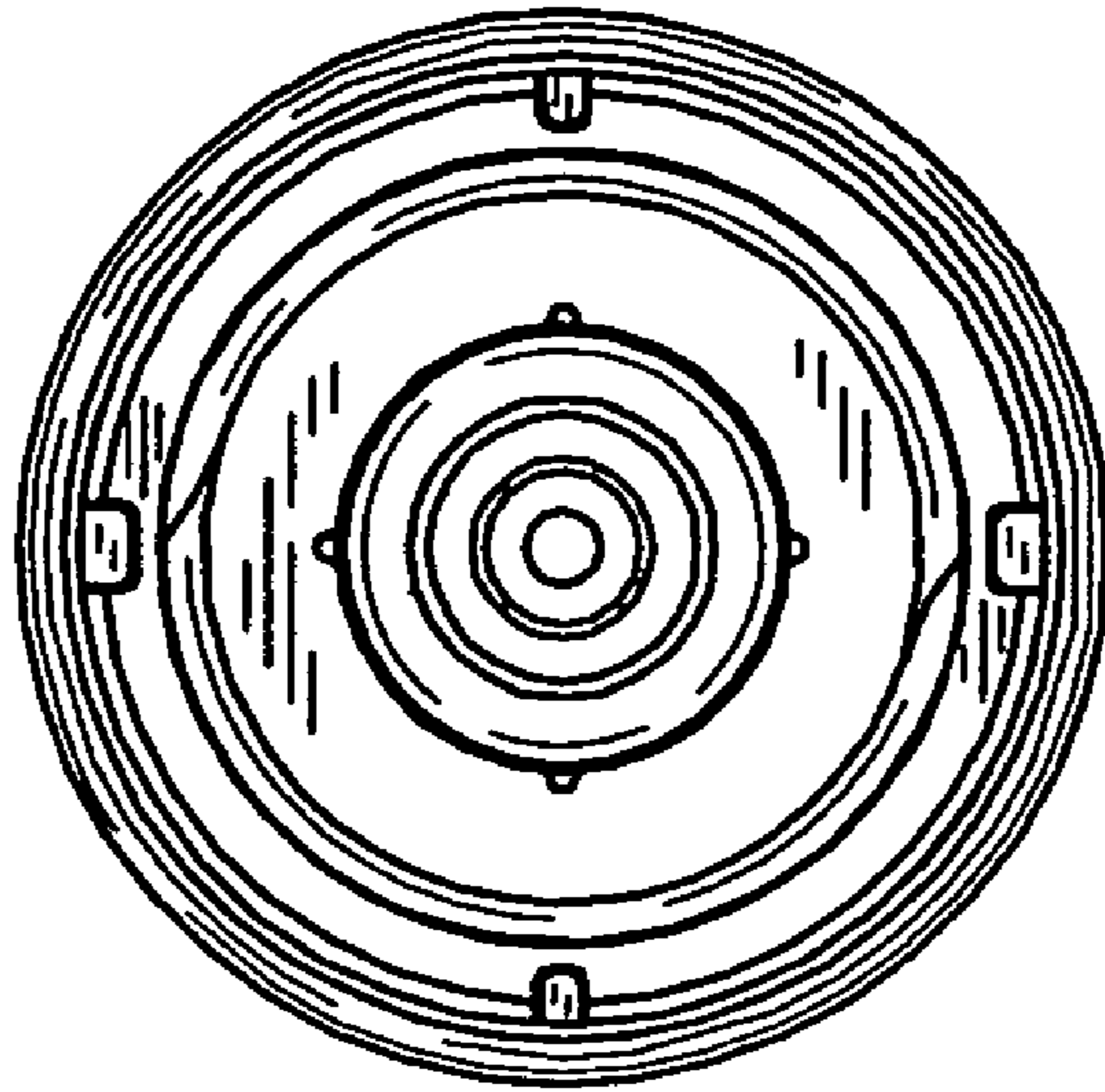


FIG. 4




FIG. 5