



US00D548294S

(12) **United States Design Patent**  
**Nguyen et al.**

(10) **Patent No.:** **US D548,294 S**

(45) **Date of Patent:** **\*\* Aug. 7, 2007**

(54) **GOLF CLUB HEAD**

(75) Inventors: **Vinh-Duy Thai Nguyen**, Lake Forest, CA (US); **Atsuo Tateno**, Shinagawa-ku (JP)

(73) Assignee: **Bridgestone Sports Co., Ltd.**, Tokyo (JP)

(\*\*) Term: **14 Years**

(21) Appl. No.: **29/247,148**

(22) Filed: **Jun. 1, 2006**

(51) **LOC (8) Cl.** ..... **21-02**

(52) **U.S. Cl.** ..... **D21/736**

(58) **Field of Classification Search** ..... D21/736-746;  
473/324-331, 340, 341, 251-256  
See application file for complete search history.

(56) **References Cited**

**U.S. PATENT DOCUMENTS**

|              |         |               |         |
|--------------|---------|---------------|---------|
| D207,227 S   | 3/1967  | Solheim       |         |
| D239,951 S   | 5/1976  | Carrier       |         |
| D389,207 S   | 1/1998  | Cameron       |         |
| D394,689 S   | 5/1998  | Sheets        |         |
| D396,081 S   | 7/1998  | Sheets        |         |
| D396,258 S   | 7/1998  | Sheets        |         |
| D399,899 S   | 10/1998 | Sizemore, Jr. |         |
| D400,944 S   | 11/1998 | Atonious      |         |
| D426,599 S * | 6/2000  | Morgan et al. | D21/736 |
| D426,600 S * | 6/2000  | Valentine     | D21/736 |

|              |         |               |         |
|--------------|---------|---------------|---------|
| D439,295 S   | 3/2001  | Sizemore, Jr. |         |
| D449,085 S * | 10/2001 | Breier et al. | D21/744 |
| D466,171 S   | 11/2002 | Bradshaw      |         |
| D478,142 S   | 8/2003  | Toulon et al. |         |
| D502,235 S   | 2/2005  | Burrows       |         |
| D521,580 S * | 5/2006  | Burrows       | D21/736 |

**FOREIGN PATENT DOCUMENTS**

JP 1084113 9/2000

\* cited by examiner

*Primary Examiner*—Mitchell Siegel

(74) *Attorney, Agent, or Firm*—Paul, Hastings, Janofsky & Walker LLP

(57) **CLAIM**

The ornamental design for a golf club head, as shown and described.

**DESCRIPTION**

FIG. 1 is a perspective view of the golf club head;  
FIG. 2 is a left side elevational view of the golf club head;  
FIG. 3 is a right side elevational view of the golf club head;  
FIG. 4 is a rear elevational view of the golf club head;  
FIG. 5 is a top view of the golf club head;  
FIG. 6 is a bottom view of the golf club head; and,  
FIG. 7 is a front elevational view of the golf club head.

**1 Claim, 7 Drawing Sheets**







FIG. 1



# FIG. 2



# FIG. 3

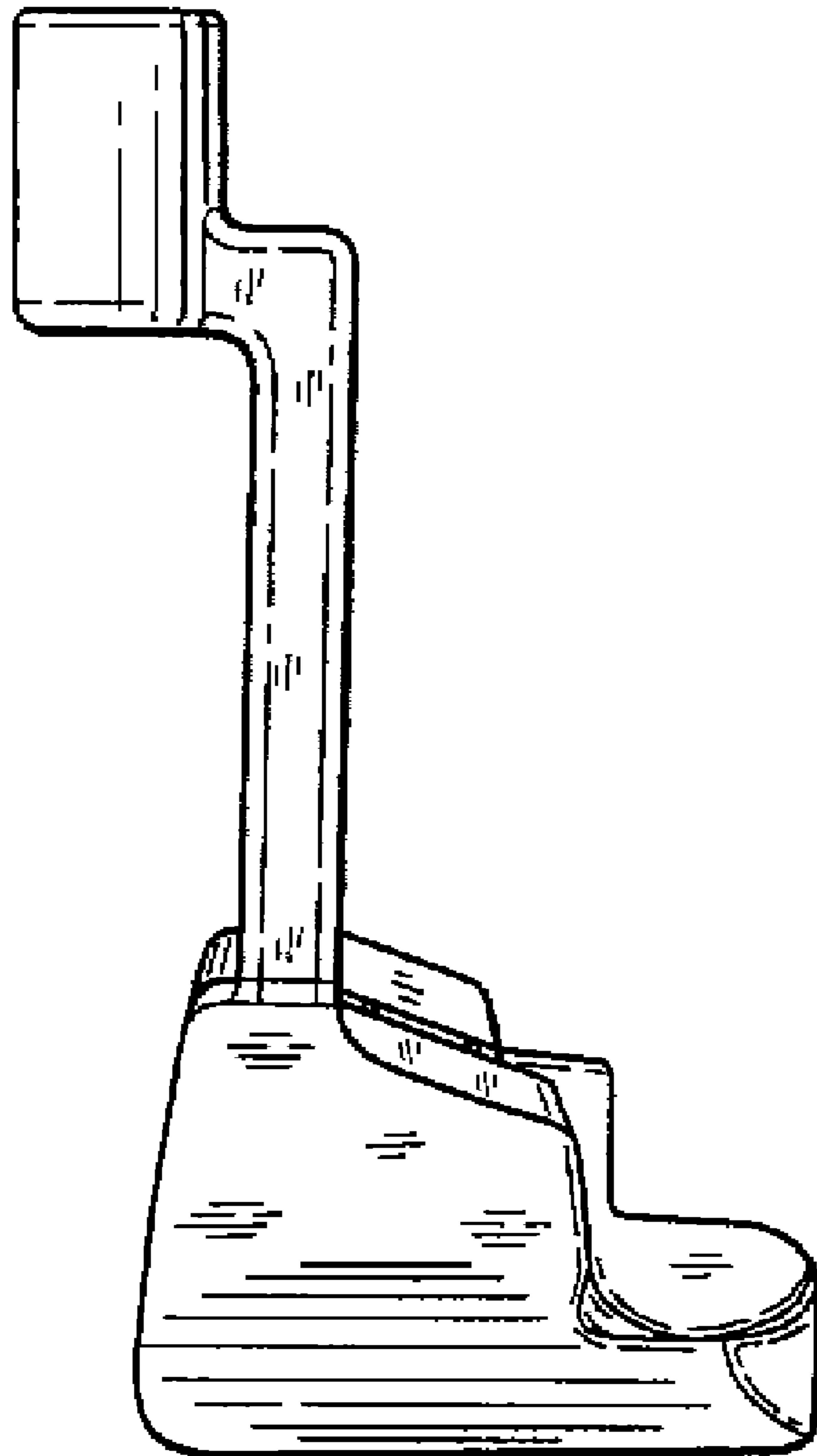


FIG. 4

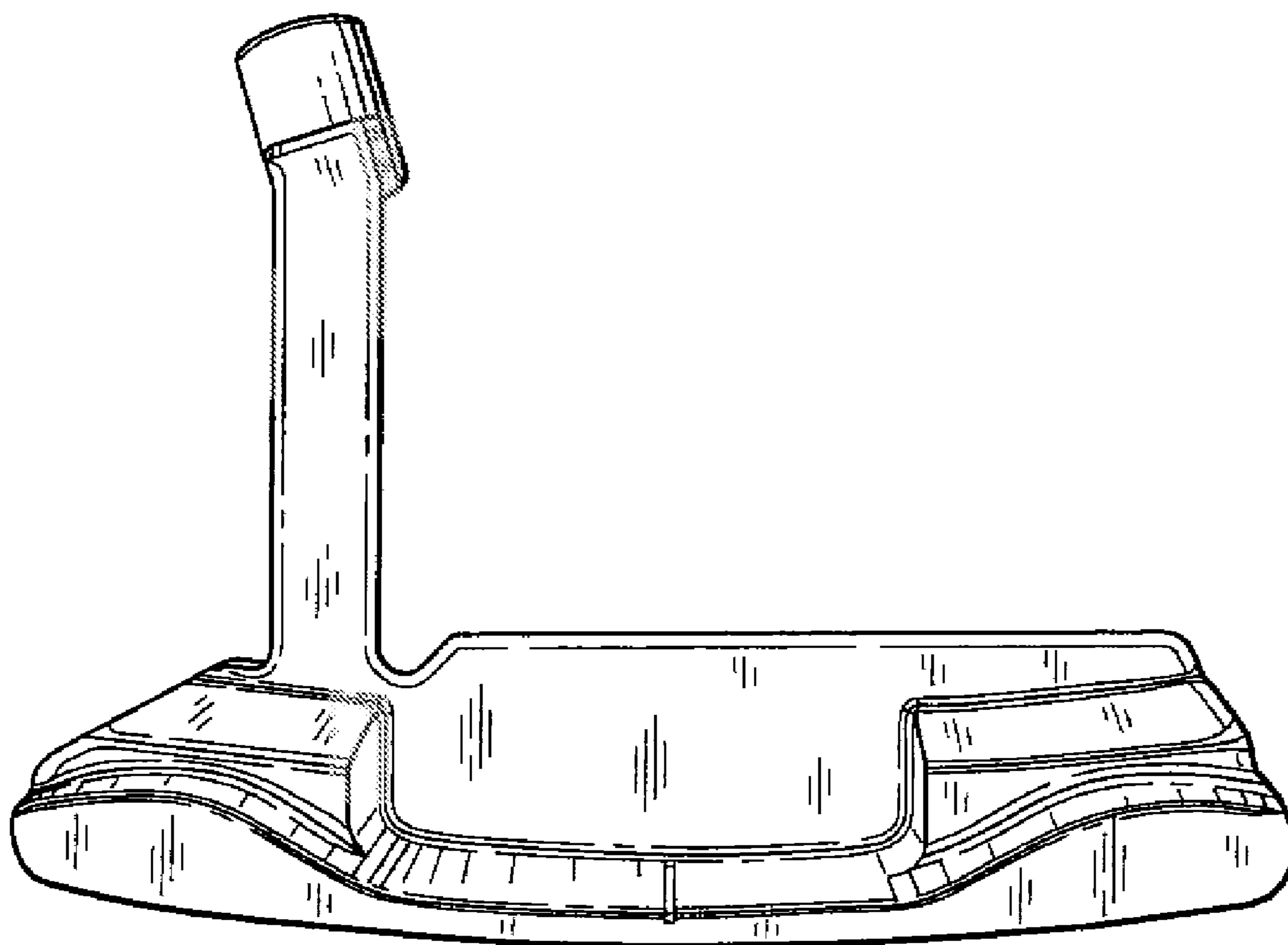


FIG. 5

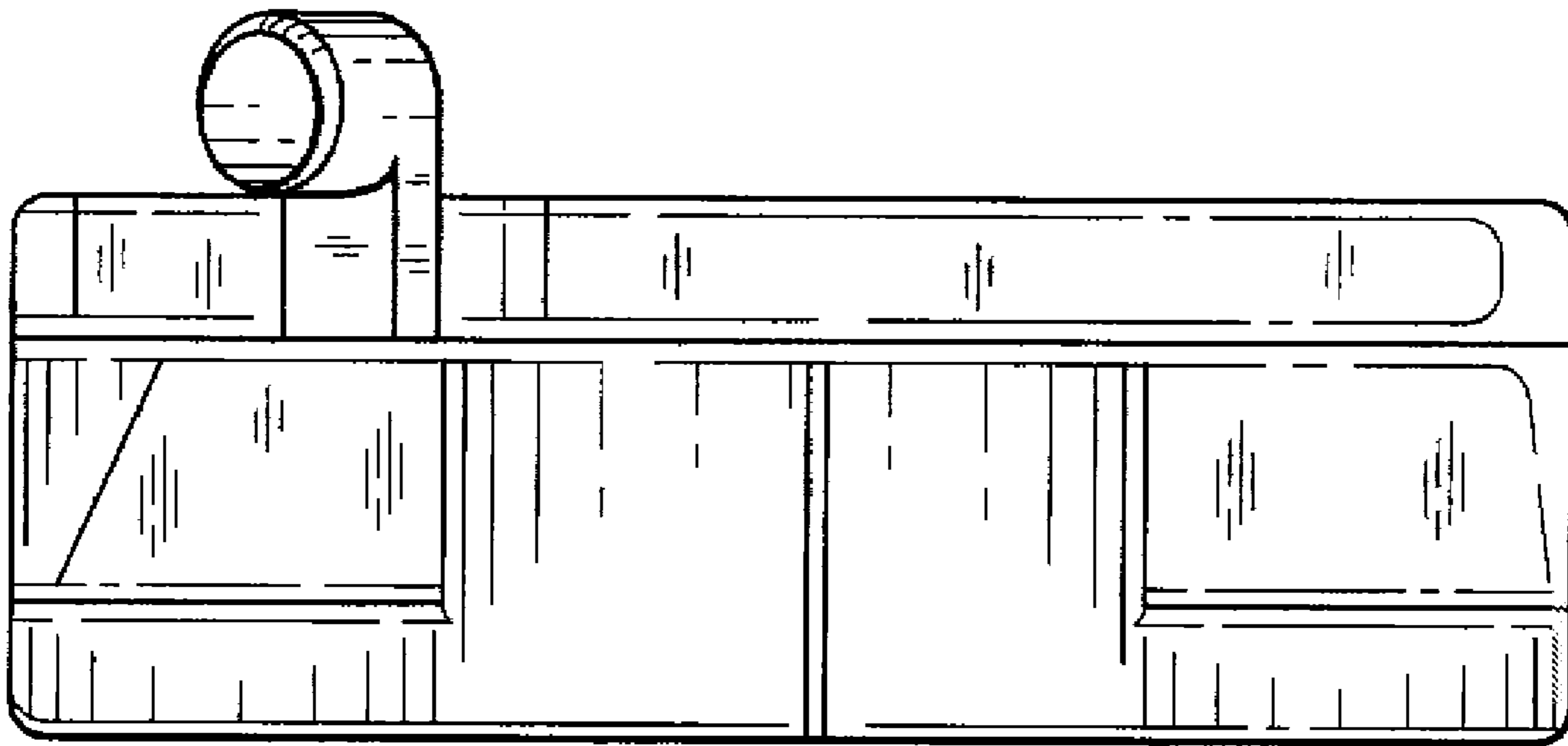


FIG. 6

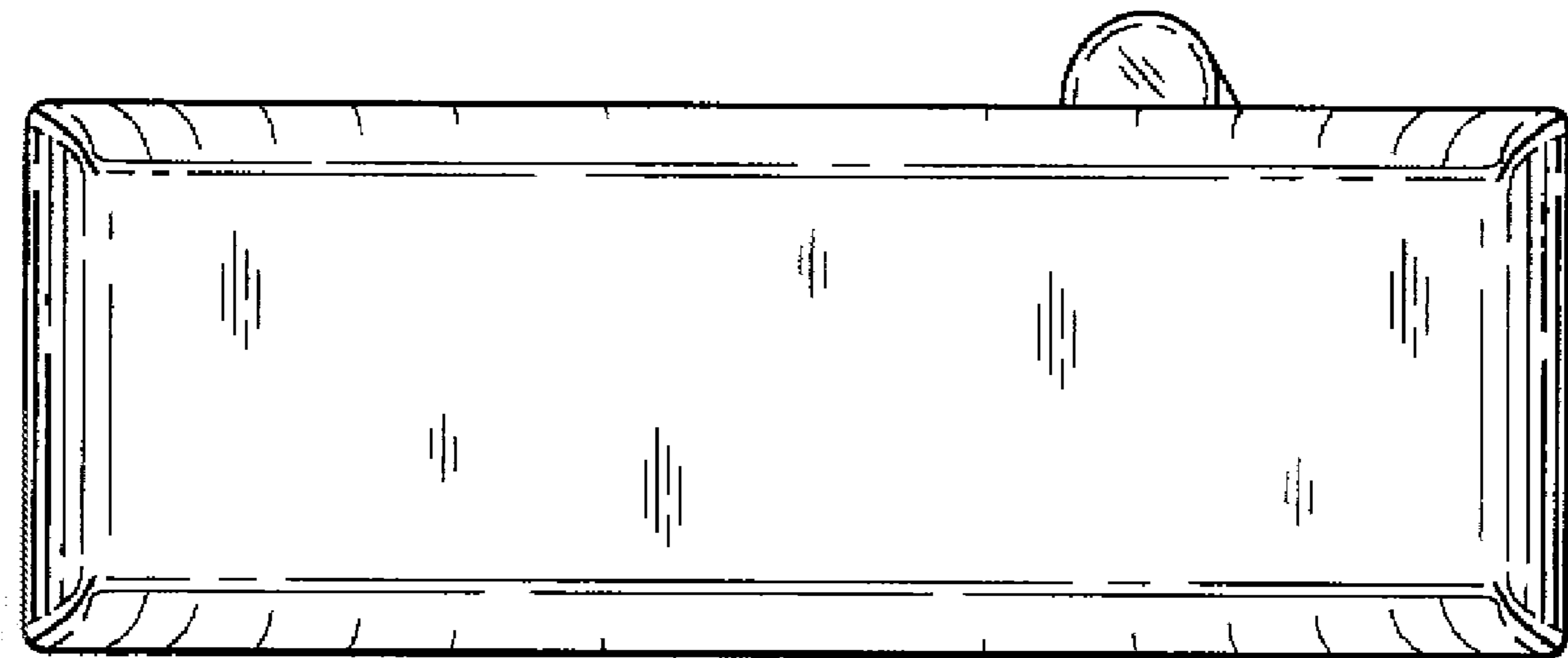


FIG. 7

