

US00D548273S

(12) **United States Design Patent** (10) **Patent No.:** **US D548,273 S**  
**Joachim et al.** (45) **Date of Patent:** **\*\* Aug. 7, 2007**

(54) **DUAL SLOT SHREDDER** 6,964,386 B2 \* 11/2005 Ho ..... 241/100  
7,040,559 B2 \* 5/2006 Matlin et al. .... 241/100  
(75) Inventors: **David Joachim**, Bridgewater, NJ (US); 7,083,131 B2 \* 8/2006 Ting ..... 241/100  
**Timothy C. Repp**, Pleasant Valley, CT 7,150,422 B2 \* 12/2006 Wang ..... 241/100  
(US)

FOREIGN PATENT DOCUMENTS

(73) Assignee: **Royal Consumer Information** EM 000206446-0001 \* 10/2004  
**Products, Inc.**, Somerset, NJ (US) EM 000624374-0001 \* 11/2006

(\*\*) Term: **14 Years** \* cited by examiner

(21) Appl. No.: **29/254,165** *Primary Examiner*—Charles A. Rademaker  
(74) *Attorney, Agent, or Firm*—Roberts & Roberts, LLP

(22) Filed: **Feb. 17, 2006**

(57) **CLAIM**

(51) **LOC (8) Cl.** ..... **18-04**  
(52) **U.S. Cl.** ..... **D18/34.5**  
(58) **Field of Classification Search** .... D18/34.1–34.9,  
D18/99, 50; 83/167, 289, 302, 203, 523,  
83/633; 241/169.1, 36, 154, 157, 222, 224,  
241/158.1, 295, 37.5; 385/13; D34/7, 8,  
D34/9; D14/351, 352  
See application file for complete search history.

The ornamental design for a dual slot shredder, as shown and described.

**DESCRIPTION**

(56) **References Cited**

U.S. PATENT DOCUMENTS

D414,198 S \* 9/1999 Iwata ..... D18/34.5  
D437,343 S \* 2/2001 Ho ..... D18/34.6  
D446,543 S \* 8/2001 Ho ..... D18/34.6  
6,390,398 B1 \* 5/2002 Wu Huang ..... 241/100  
D481,416 S \* 10/2003 Chang ..... D18/34.4  
D498,253 S \* 11/2004 Lo ..... D18/34.6  
D502,961 S \* 3/2005 Lo ..... D18/34.6  
6,962,301 B1 \* 11/2005 Chang ..... 241/100

FIG. 1 is a front perspective view of a dual slot shredder showing our new design.  
FIG. 2 is a top plan view thereof.  
FIG. 3 is a front elevational view thereof.  
FIG. 4 is a right side view thereof.  
FIG. 5 is a left side view thereof.  
FIG. 6 is a rear elevational view thereof.  
FIG. 7 is a bottom view thereof; and,  
FIG. 8 is another front perspective view thereof showing the front draw in a partially opened condition.

**1 Claim, 7 Drawing Sheets**

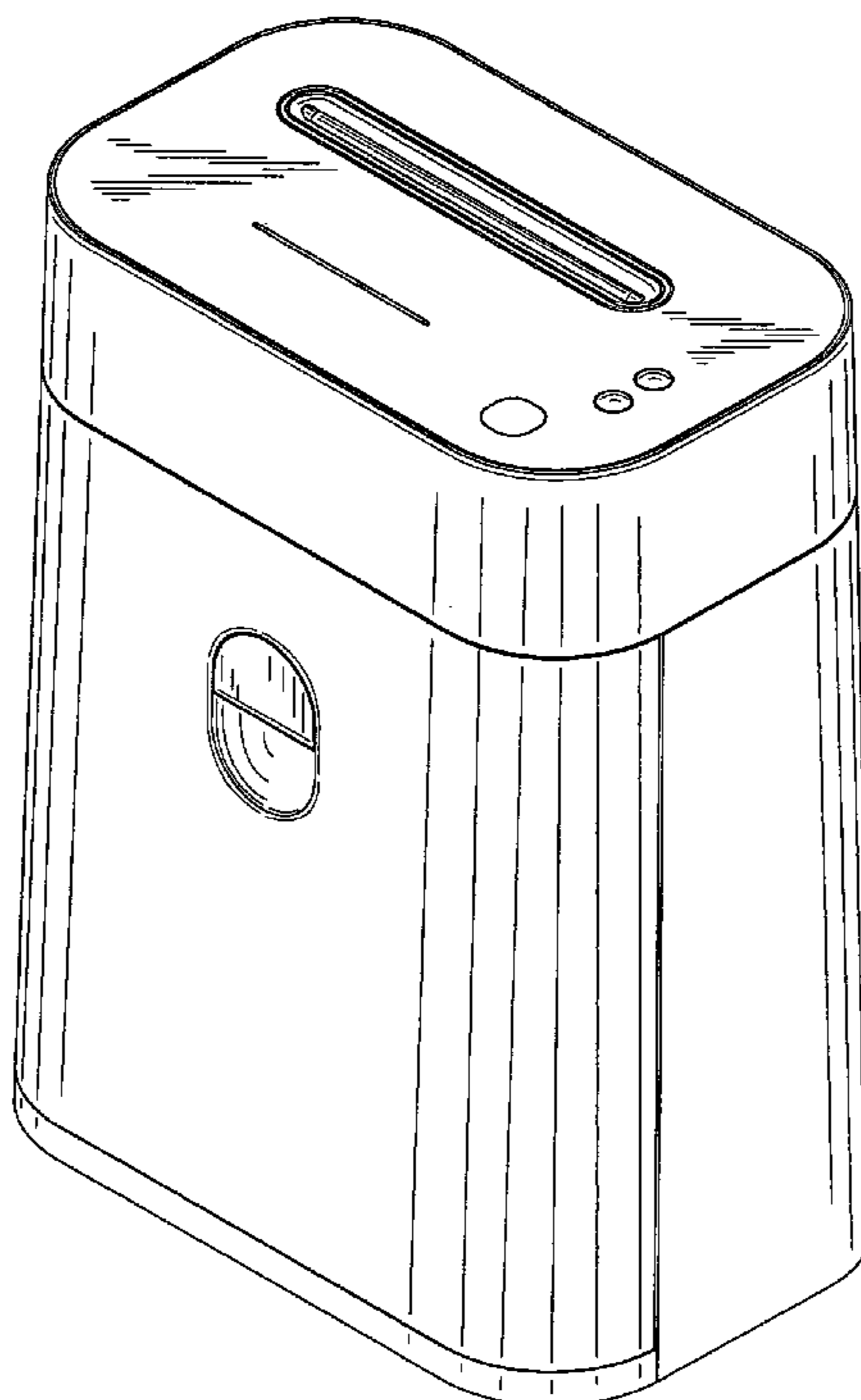


FIG. 1

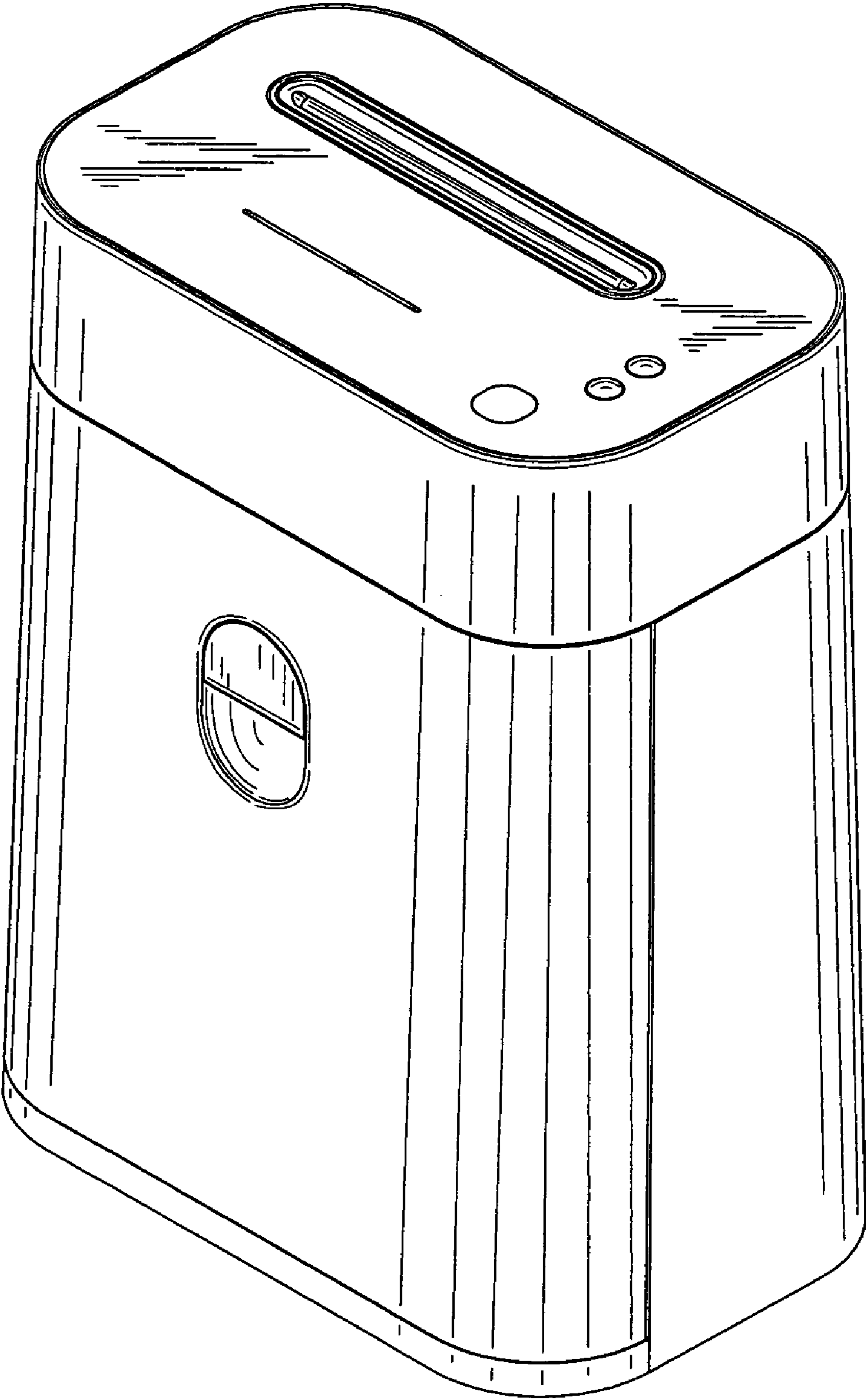


FIG. 2

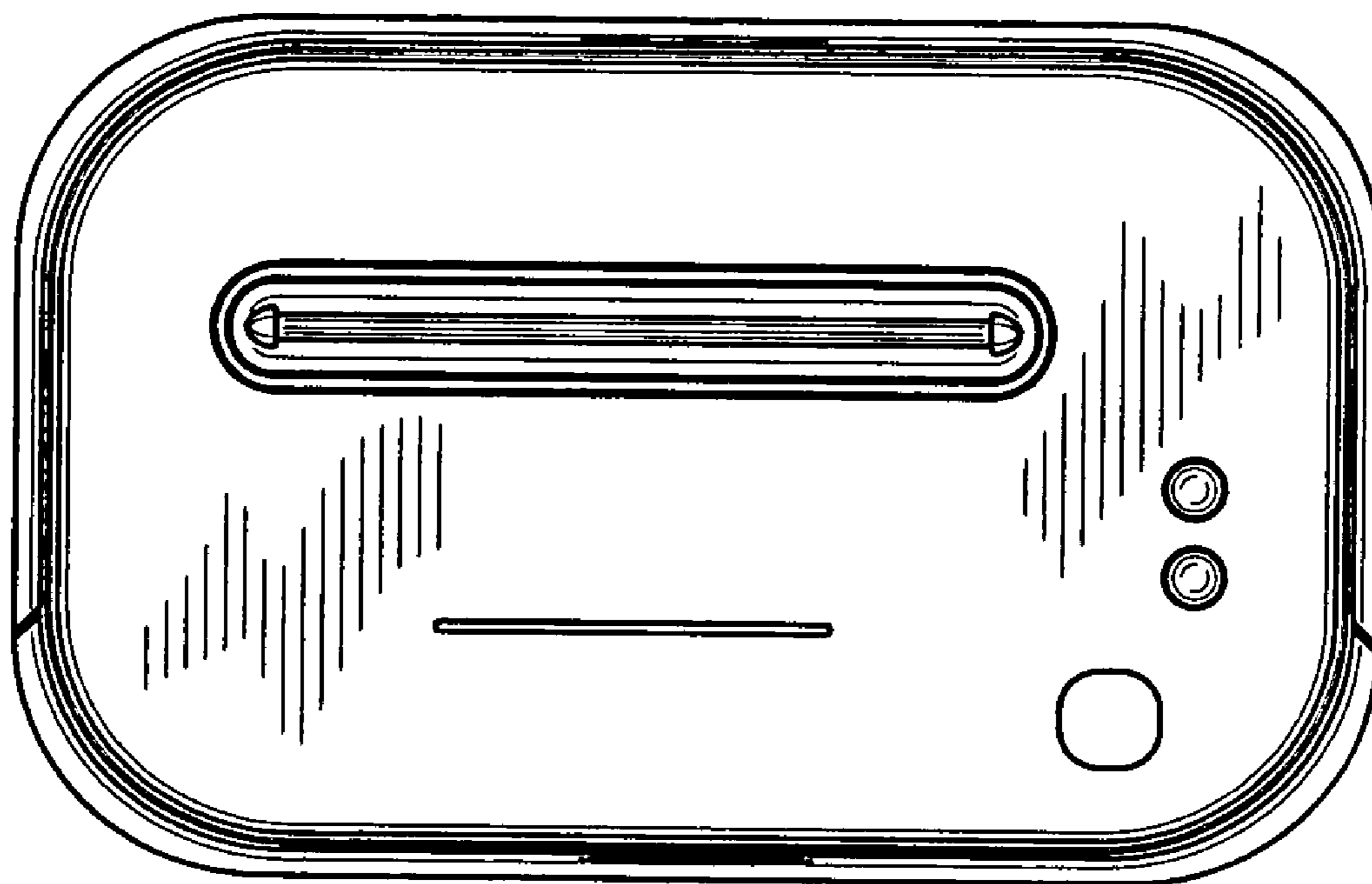


FIG. 3




FIG. 4




FIG. 5




FIG. 6

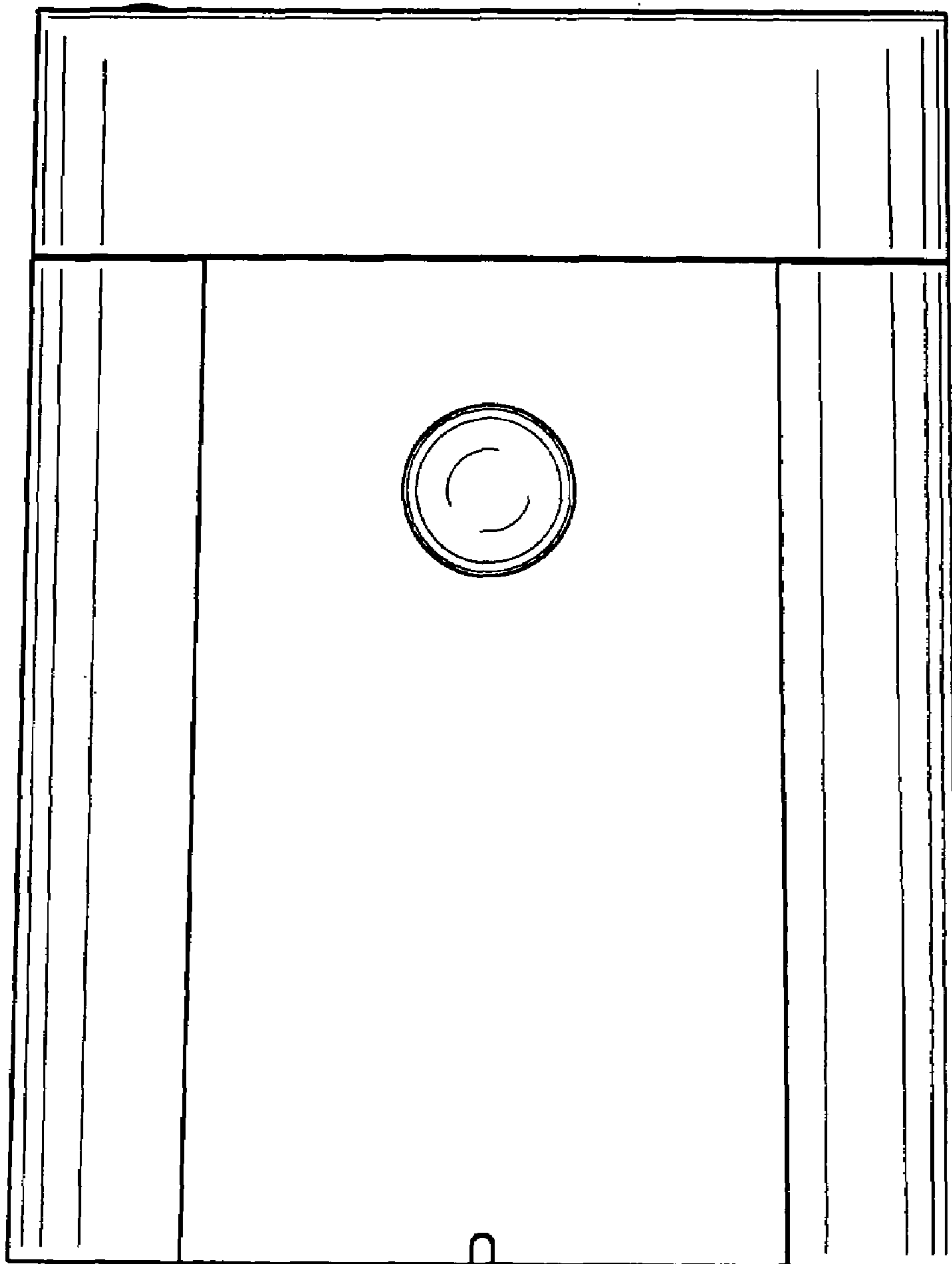


FIG. 7

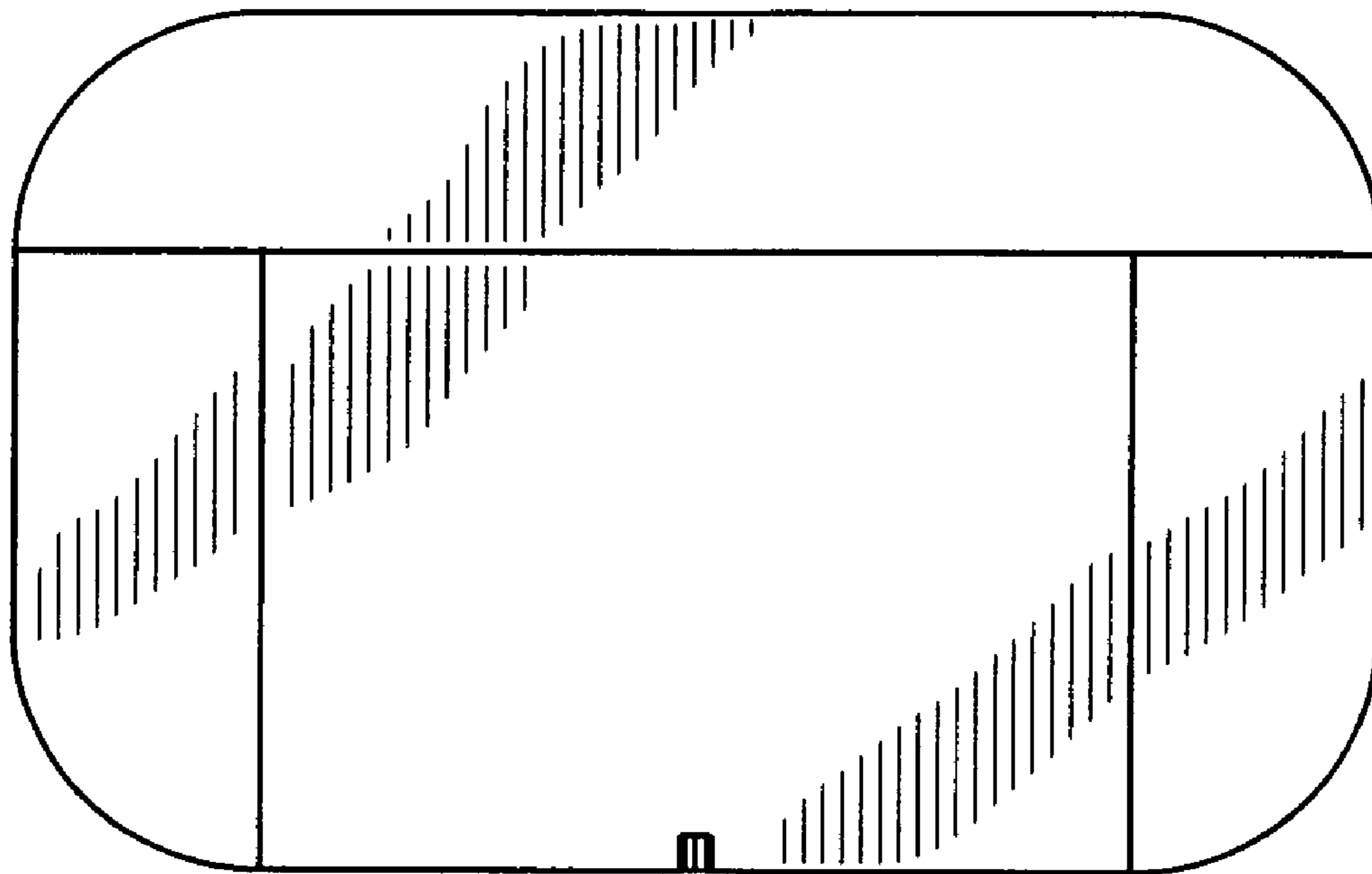


FIG. 8

