

US00D548272S

(12) **United States Design Patent** (10) **Patent No.:** **US D548,272 S**
Joachim et al. (45) **Date of Patent:** **** Aug. 7, 2007**

(54) **LIFT TOP SHREDDER** 6,964,386 B2 * 11/2005 Ho 241/100
7,040,559 B2 * 5/2006 Matlin et al. 241/100
(75) Inventors: **David Joachim**, Bridgewater, NJ (US); 7,083,131 B2 * 8/2006 Ting 241/100
Timothy C. Repp, Pleasant Valley, CT 7,150,422 B2 * 12/2006 Wang 241/100
(US)

(73) Assignee: **Royal Consumer Information Products, Inc.**, Somerset, NJ (US)

(**) Term: **14 Years**

(21) Appl. No.: **29/254,164**

(22) Filed: **Feb. 17, 2006**

(51) **LOC (8) Cl.** **18-04**

(52) **U.S. Cl.** **D18/34.5**

(58) **Field of Classification Search** D18/34.1-34.9,
D18/99, 50; 83/167, 289, 302, 203, 523,
83/633; 241/169.1, 36, 154, 157, 222, 224,
241/158.1, 295, 37.5, 100, 236; 385/13;
D34/7, 8, 9; D14/351, 352

See application file for complete search history.

(56) **References Cited**

U.S. PATENT DOCUMENTS

D414,198 S * 9/1999 Iwata D18/34.5
D437,343 S * 2/2001 Ho D18/34.6
D446,543 S * 8/2001 Ho D18/34.6
6,390,398 B1 * 5/2002 Wu Huang 241/100
D481,416 S * 10/2003 Chang D18/34.4
D498,253 S * 11/2004 Lo D18/34.6
D502,961 S * 3/2005 Lo D18/34.6
6,962,301 B1 * 11/2005 Chang 241/100

FOREIGN PATENT DOCUMENTS

EM 000206446-0001 * 10/2004
EM 000624374-0001 * 11/2006

* cited by examiner

Primary Examiner—Charles A. Rademaker

(74) *Attorney, Agent, or Firm*—Roberts & Roberts, LLP

(57) **CLAIM**

The ornamental design for a lift top shredder, as shown and described.

DESCRIPTION

FIG. 1 is a front perspective view of a lift top shredder showing our new design.

FIG. 2 is a top plan view thereof.

FIG. 3 is a front side view thereof.

FIG. 4 is a right elevational view thereof.

FIG. 5 is a left side view thereof.

FIG. 6 is a rear elevational view thereof; and,

FIG. 7 is a bottom view thereof.

The broken lines shown in FIG. 7 are included for the purpose of illustration and form no part of the claimed design.

1 Claim, 7 Drawing Sheets

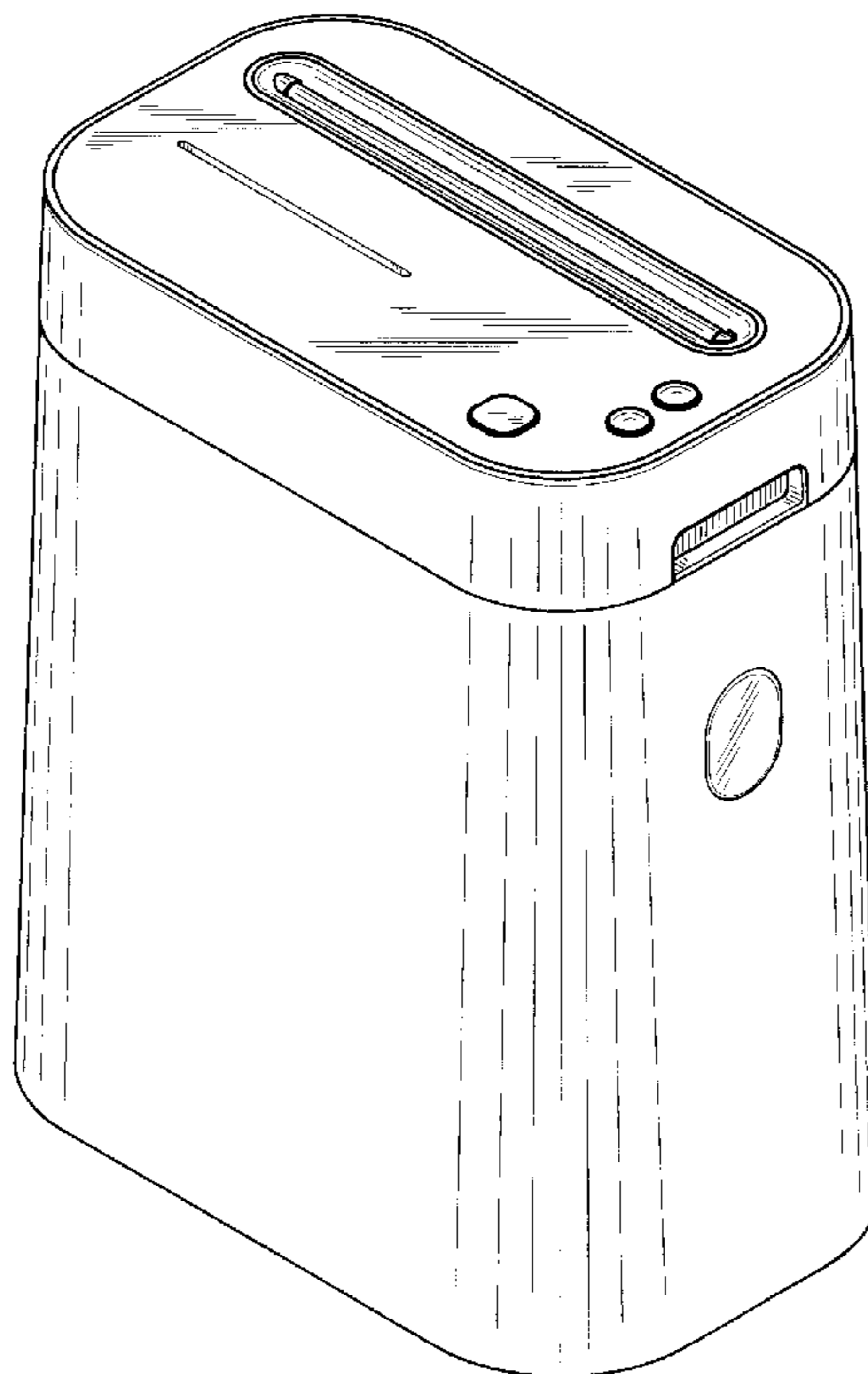


FIG. 1

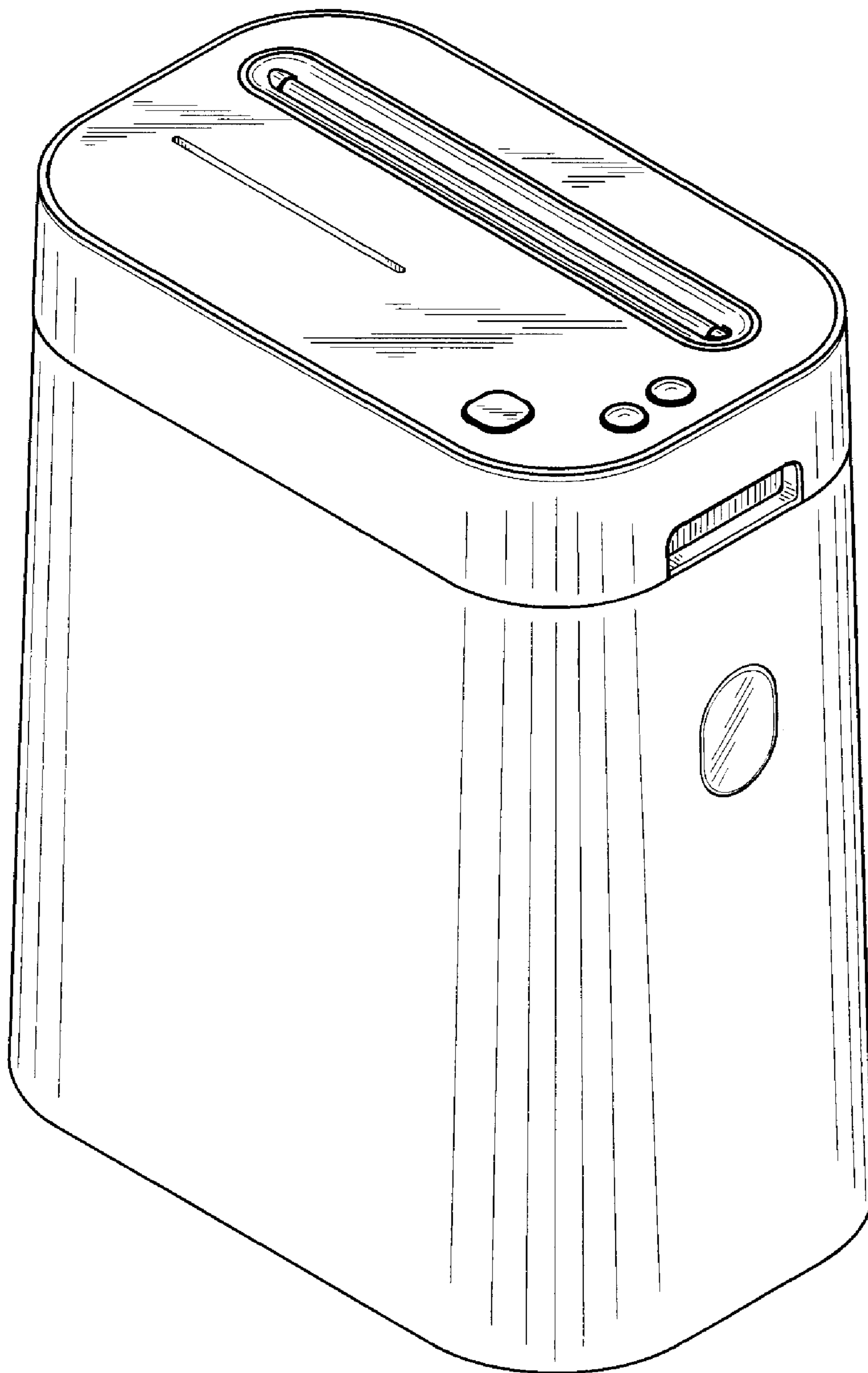


FIG. 2

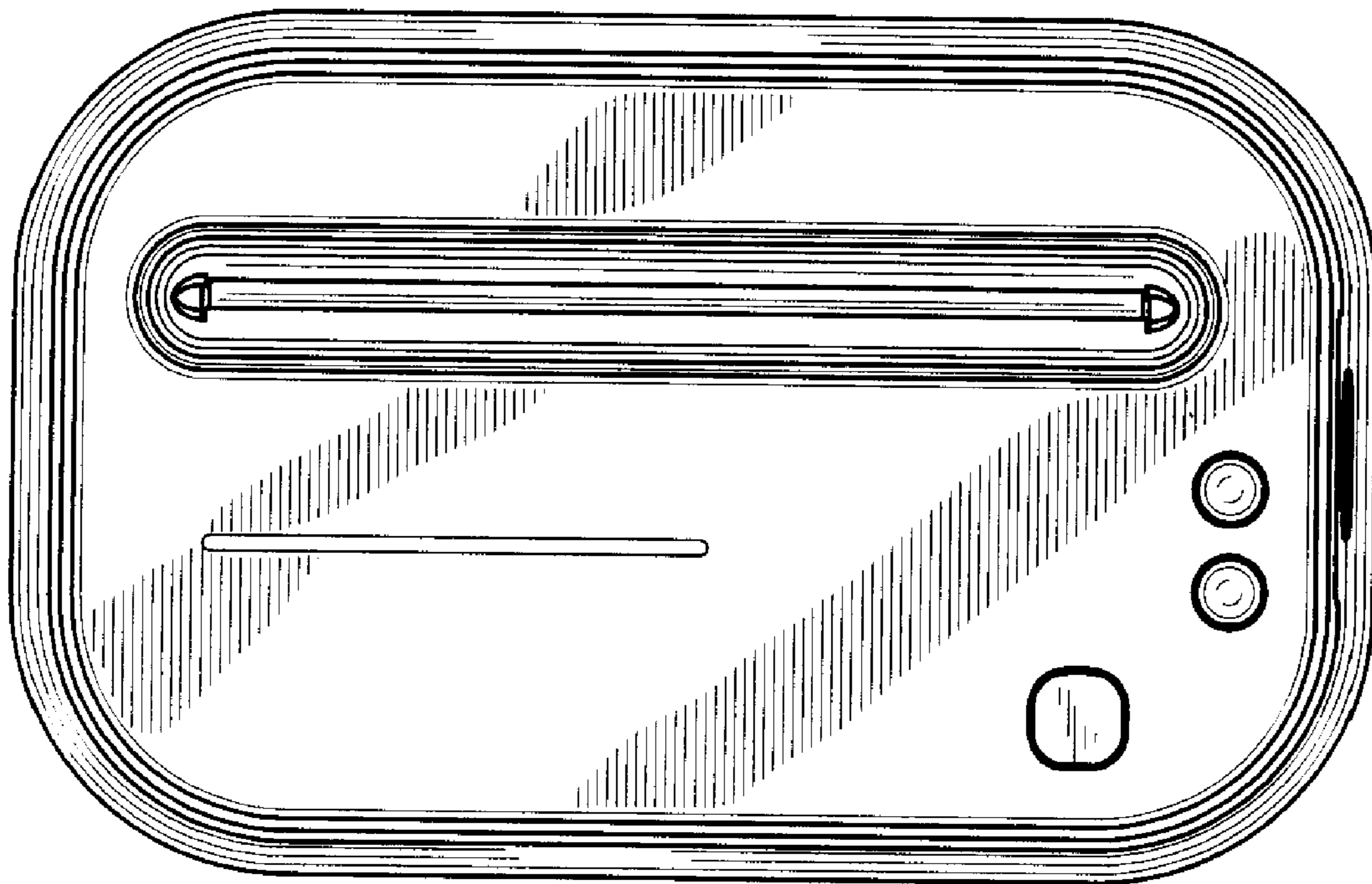


FIG. 3




FIG. 4

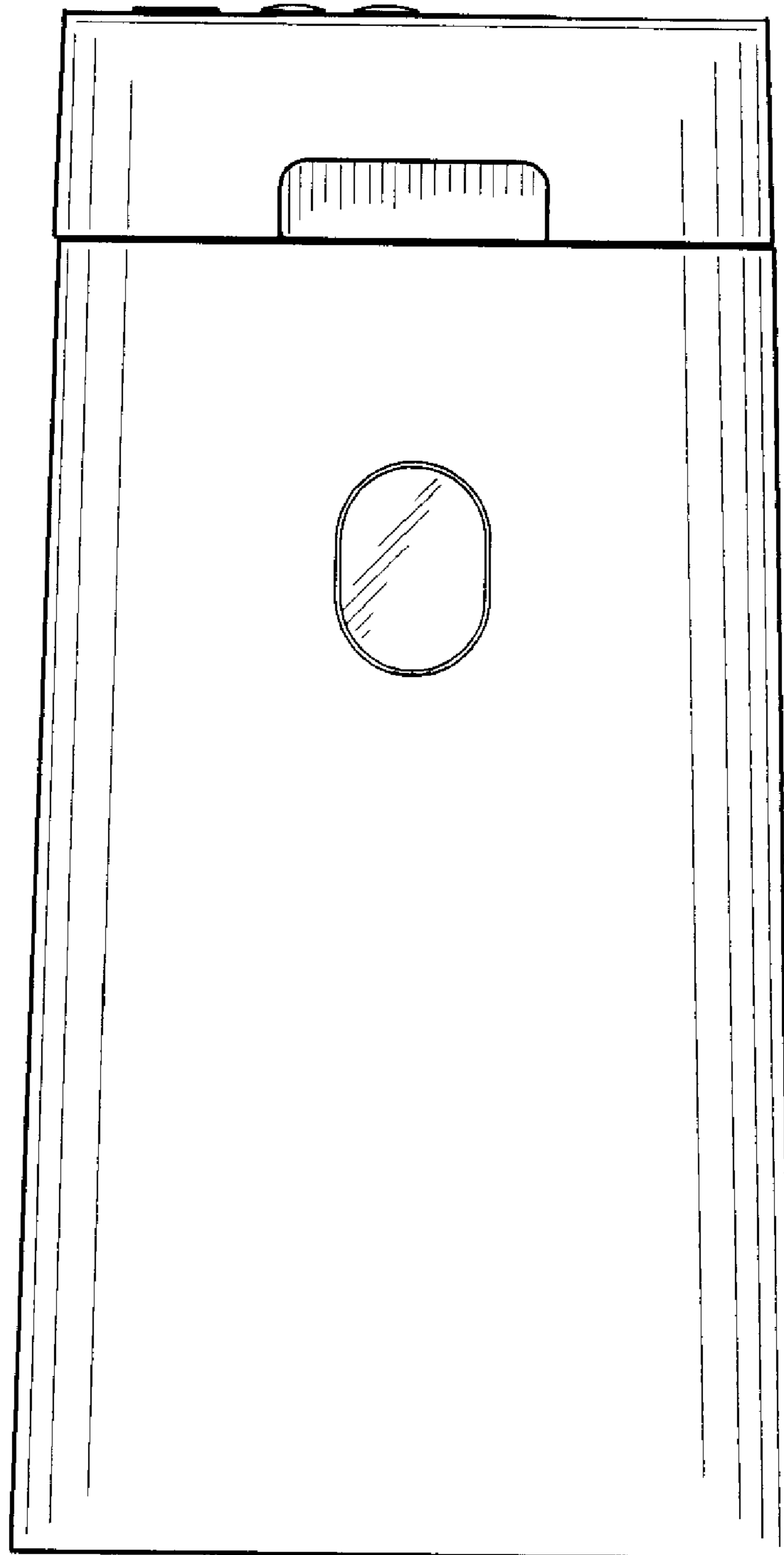


FIG. 5




FIG. 6

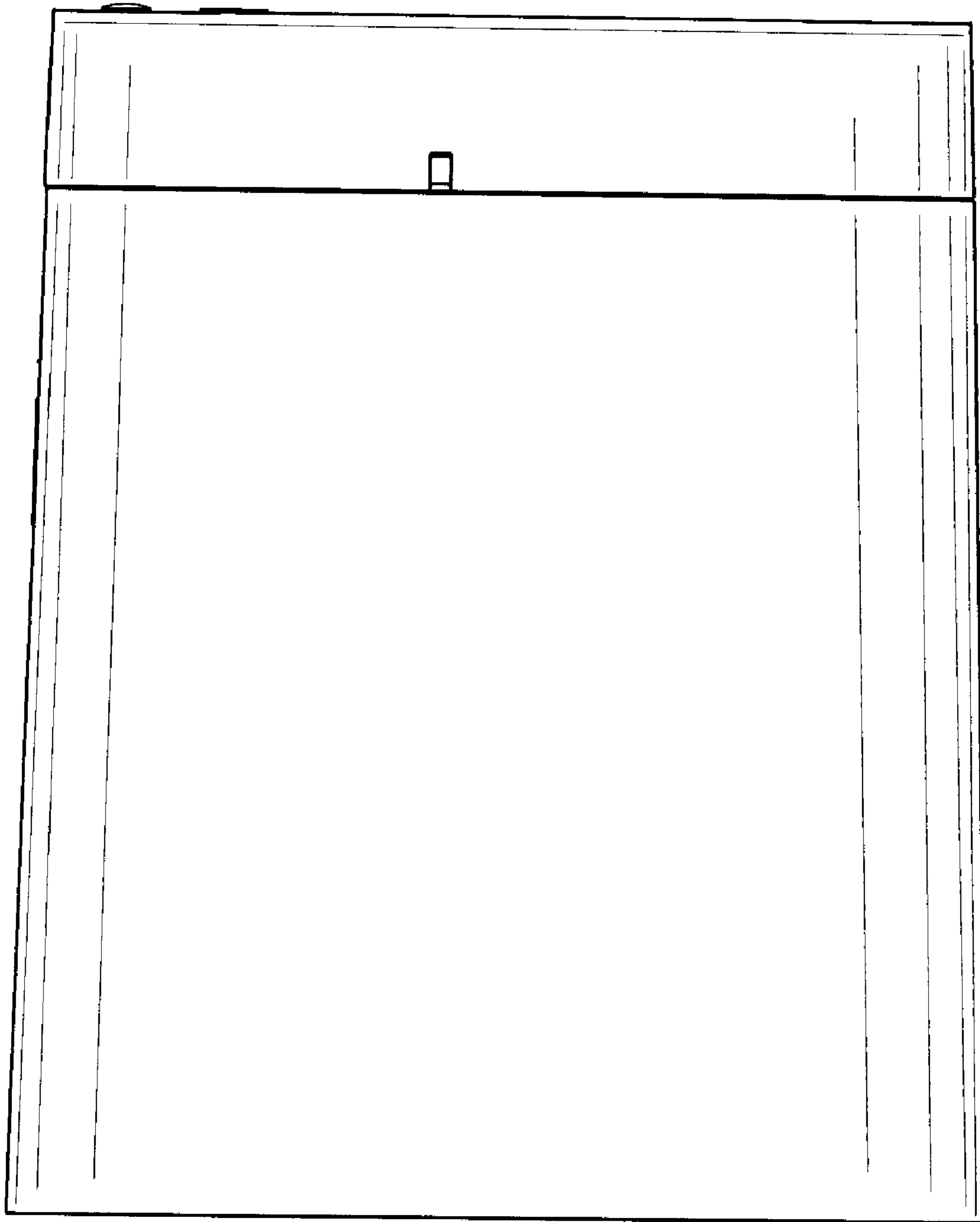


FIG. 7

