

US00D548266S

(12) **United States Design Patent**
Landers

(10) **Patent No.:** **US D548,266 S**

(45) **Date of Patent:** **** Aug. 7, 2007**

(54) **EYEWEAR**

(76) **Inventor:** **Luke E. Landers**, 1689 Benedict Ave.,
Claremont, CA (US) 91711

(**) **Term:** **14 Years**

(21) **Appl. No.:** **29/243,283**

(22) **Filed:** **Nov. 22, 2005**

(51) **LOC (8) Cl.** **16-05**

(52) **U.S. Cl.** **D16/312; D16/330**

(58) **Field of Classification Search** D16/101,
D16/300-330, 332-338, 900; D21/190;
D24/110.2; 351/41, 47, 51, 52, 61-63, 86,
351/87, 92, 103-111, 114, 117, 119, 121-124,
351/128, 130-132, 136-139, 153, 158; 2/426-432,
2/434-437, 441, 447-449, 12, 87, 174, 452,
2/454

See application file for complete search history.

(56) **References Cited**

U.S. PATENT DOCUMENTS

- D369,174 S * 4/1996 Cooper et al. D16/314
- D384,685 S * 10/1997 Martinant de Preneuf . D16/315
- D384,687 S * 10/1997 DeWitt D16/314
- D395,057 S * 6/1998 Peschel D16/329
- D397,126 S * 8/1998 Hall et al. D16/325
- D413,136 S * 8/1999 Rauch et al. D16/315
- D439,597 S * 3/2001 Marcum D16/314

- D457,908 S * 5/2002 Lane et al. D16/101
- 7,118,210 B2 * 10/2006 Landers D16/321
- D533,572 S * 12/2006 Howard et al. D16/310

* cited by examiner

Primary Examiner—T. Chase Nelson

Assistant Examiner—Barbara Blanton Lohr

(74) *Attorney, Agent, or Firm*—Notaro & Michalos PC

(57) **CLAIM**

The ornamental design for eyewear, as shown and described.

DESCRIPTION

FIG. 1 is a front, side, and top perspective view showing my design for the eyewear;

FIG. 2 is a front, side, and top perspective view showing the eyewear in an alternate position thereof;

FIG. 3 is a front elevation view thereof;

FIG. 4 is a side elevational view thereof, the opposite side view being a mirror image thereof;

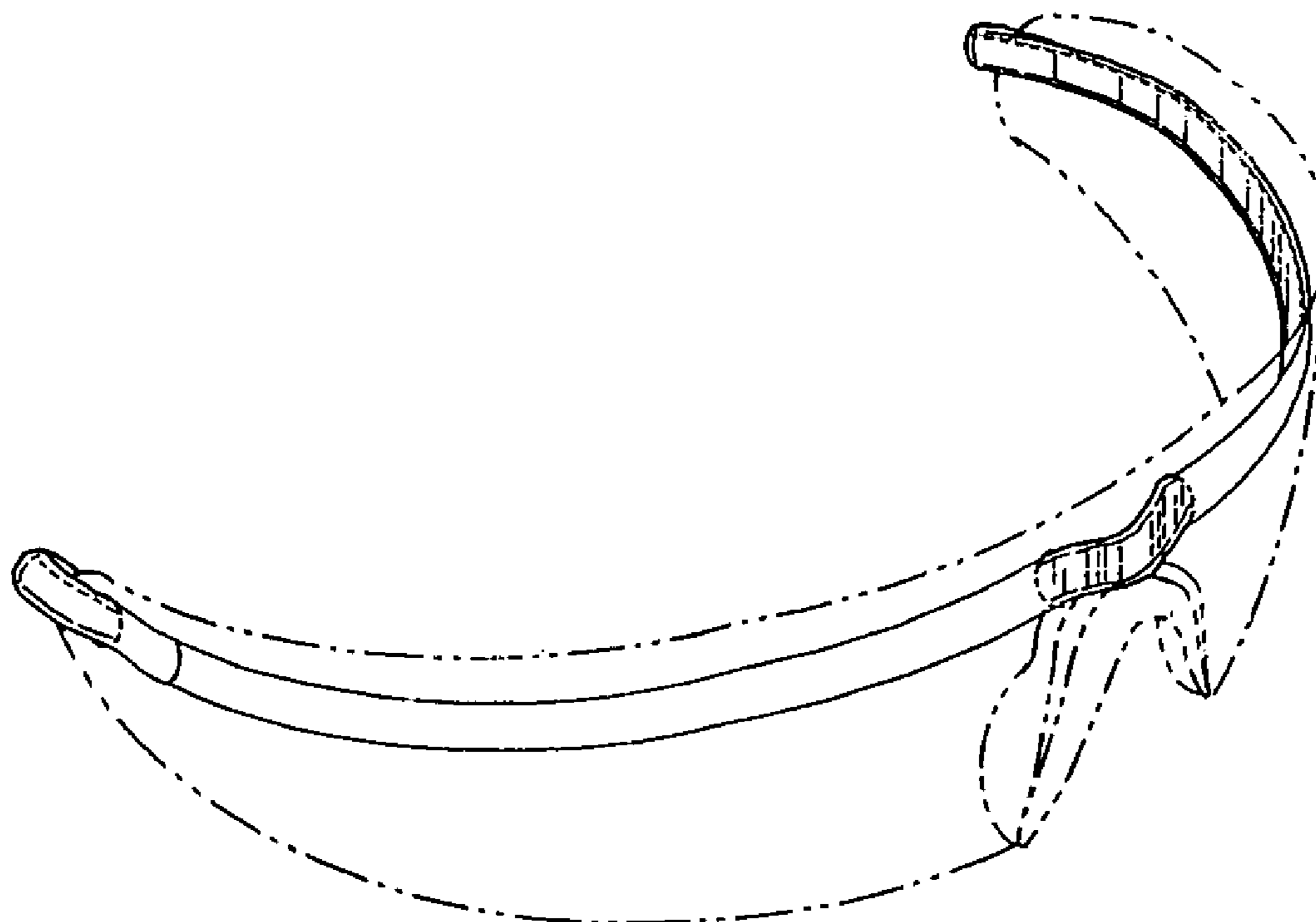
FIG. 5 is a rear elevational view thereof;

FIG. 6 is a top plan view thereof; and,

FIG. 7 is a bottom plan view thereof.

The broken lines in the drawing views are for illustrative purposes only and form no part of the claimed design.

1 Claim, 3 Drawing Sheets



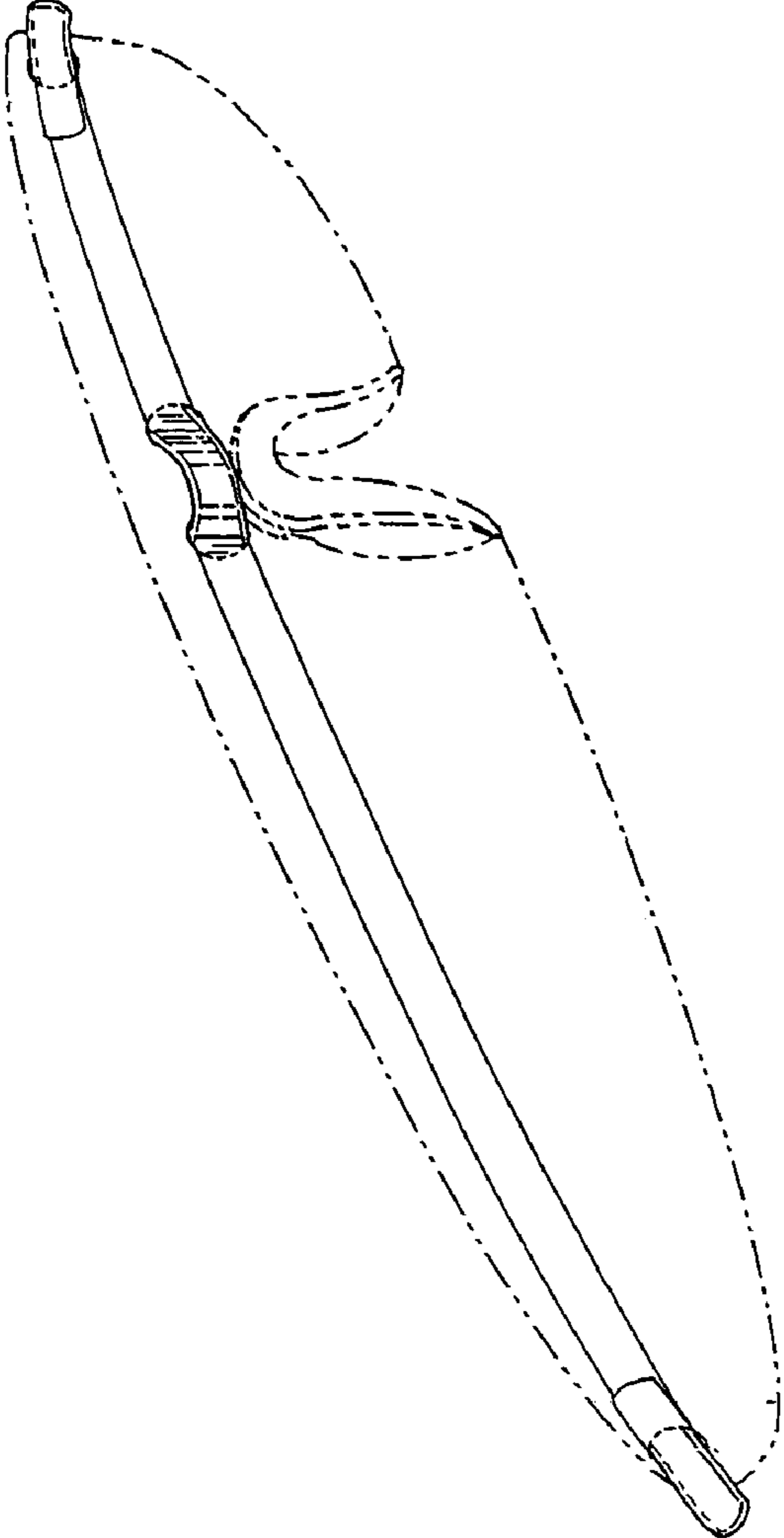


FIG. 1

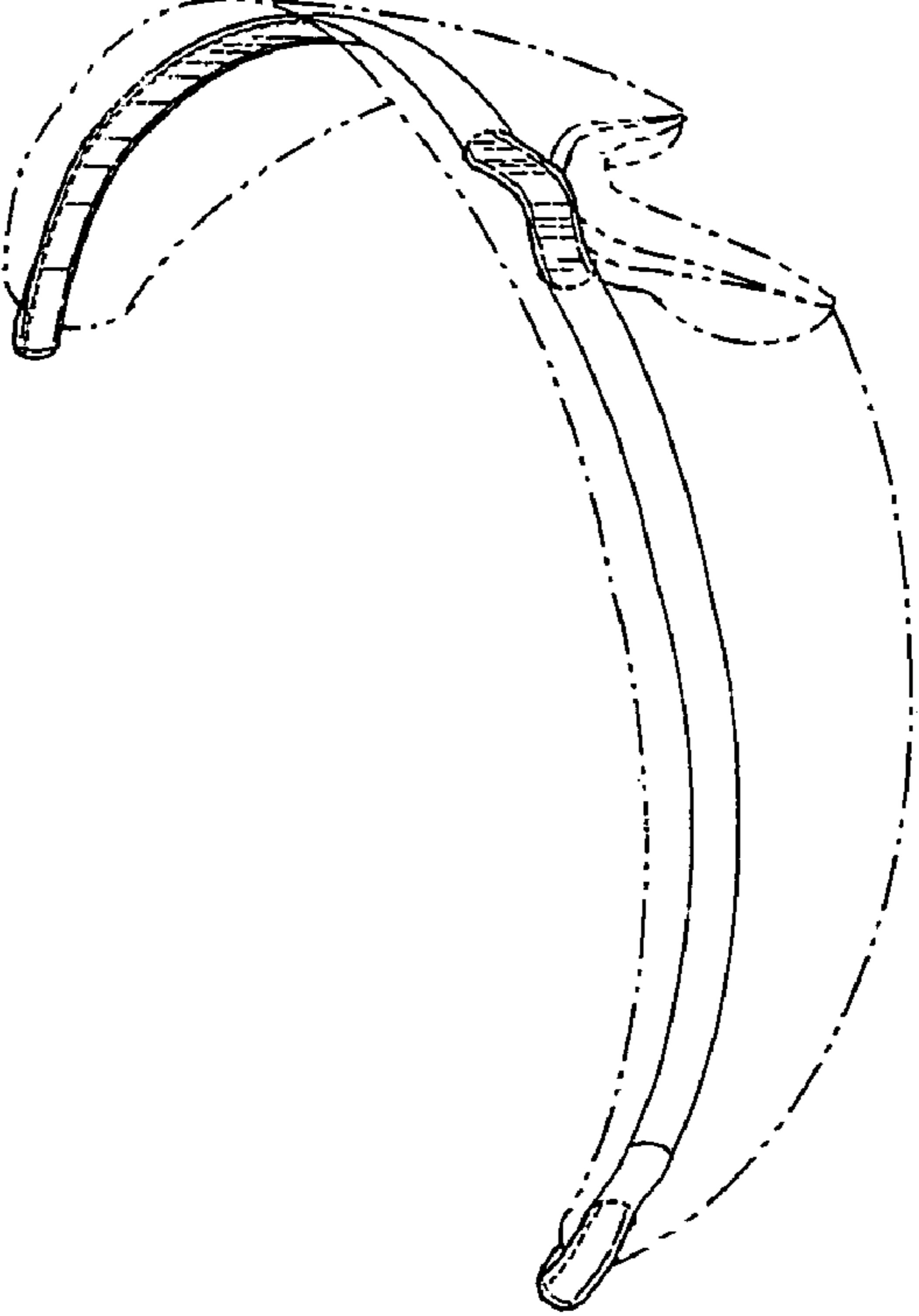


FIG. 2

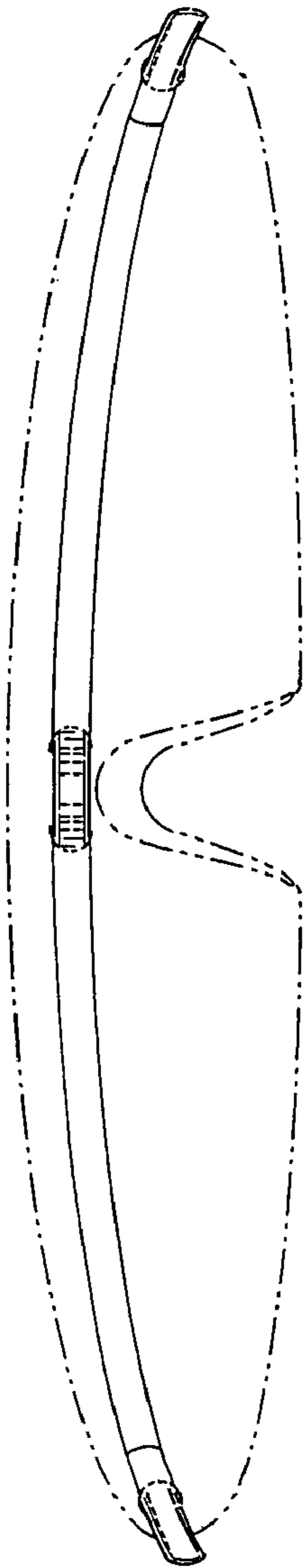


FIG. 3

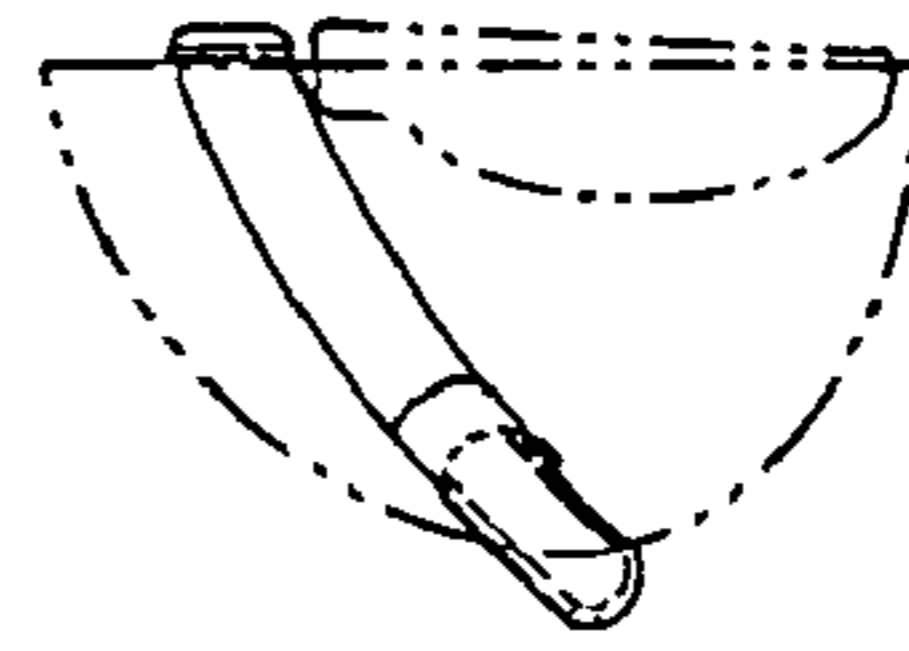


FIG. 4

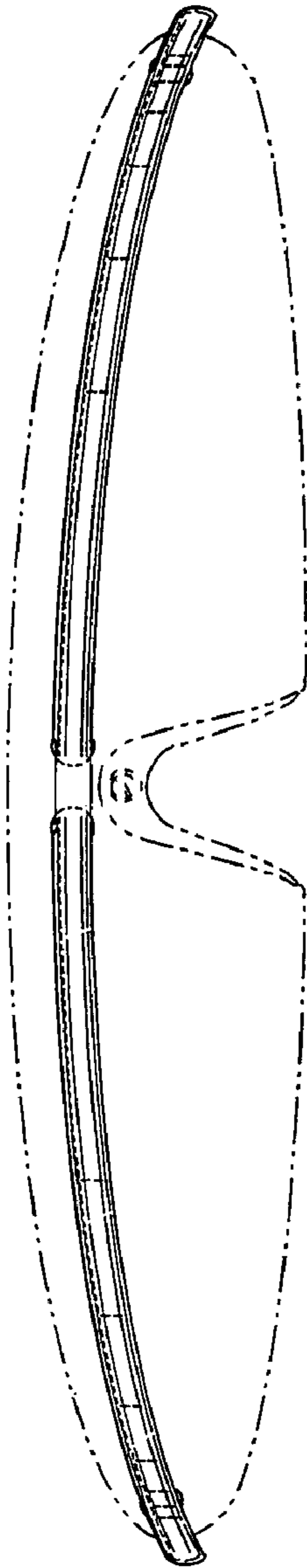


FIG. 5



FIG. 6

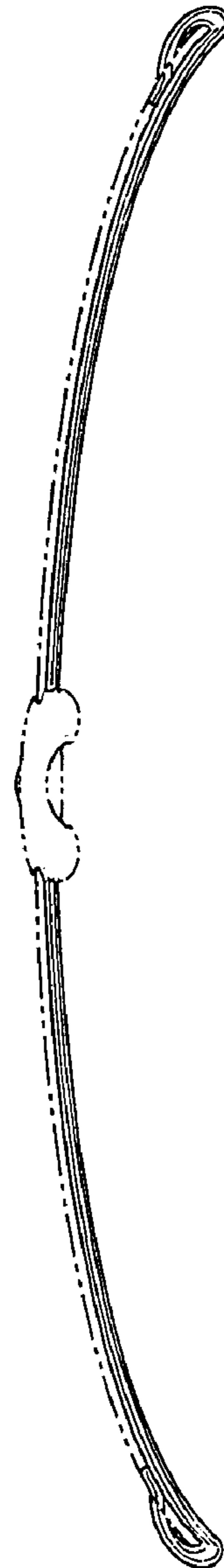


FIG. 7