

US00D548234S

(12) **United States Design Patent** (10) **Patent No.:** **US D548,234 S**
Kurihara (45) **Date of Patent:** **** Aug. 7, 2007**

(54) **DISPLAY**

D493,463 S 7/2004 Takahashi
2002/0184802 A1* 12/2002 Gravitt et al. 40/455

(75) Inventor: **Daisuke Kurihara**, Tokyo (JP)

FOREIGN PATENT DOCUMENTS

(73) Assignee: **Sony Corporation**, Tokyo (JP)

JP D1092813 S 12/2000

(**) Term: **14 Years**

OTHER PUBLICATIONS

(21) Appl. No.: **29/255,928**

JPO Office Action mailed on May 23, 2006.
"Sony PDA Clié, " JPO Design Official Reference No.
HA13021925, Mono Magazine, Dec. 16, 2001, p. 45, vol. 20. No.
21, Japan.

(22) Filed: **Mar. 15, 2006**

(30) **Foreign Application Priority Data**

* cited by examiner

Dec. 8, 2005 (JP) 2005-036226

Primary Examiner—Freda S. Nunn

(51) **LOC (8) Cl.** **14-02**

(74) *Attorney, Agent, or Firm*—Rader, Fishman & Grauer
PLLC

(52) **U.S. Cl.** **D14/371; D14/341**

(58) **Field of Classification Search** D14/371–375,
D14/125–129, 341–346; 345/104, 156, 168,
345/173, 684; 348/180, 184, 325, 739, 837;
248/917–924, 278.1; 349/1, 2, 11, 62; 341/12;
40/442, 455; 361/680–686

(57) **CLAIM**

See application file for complete search history.

The ornamental design for a display, as shown and
described.

(56) **References Cited**

DESCRIPTION

U.S. PATENT DOCUMENTS

FIG. 1 is a perspective view of a display showing my new
design;

- D310,359 S * 9/1990 Inukai D14/374
- 5,657,459 A * 8/1997 Yanagisawa et al. 361/681
- 6,205,690 B1 * 3/2001 Heropoulos et al. 40/442
- 6,297,795 B1 * 10/2001 Kato et al. 345/684
- D464,961 S 10/2002 Sogabe
- D488,469 S * 4/2004 Batsikas D14/341
- D488,470 S 4/2004 Morisawa
- D489,718 S 5/2004 Kataoka
- D491,942 S 6/2004 Takahashi

FIG. 2 is a front elevational view thereof;

FIG. 3 is a rear elevational view thereof;

FIG. 4 is a left side elevational view thereof;

FIG. 5 is a right side elevational view thereof;

FIG. 6 is a top plan view thereof; and,

FIG. 7 is a bottom plan view thereof.

1 Claim, 7 Drawing Sheets

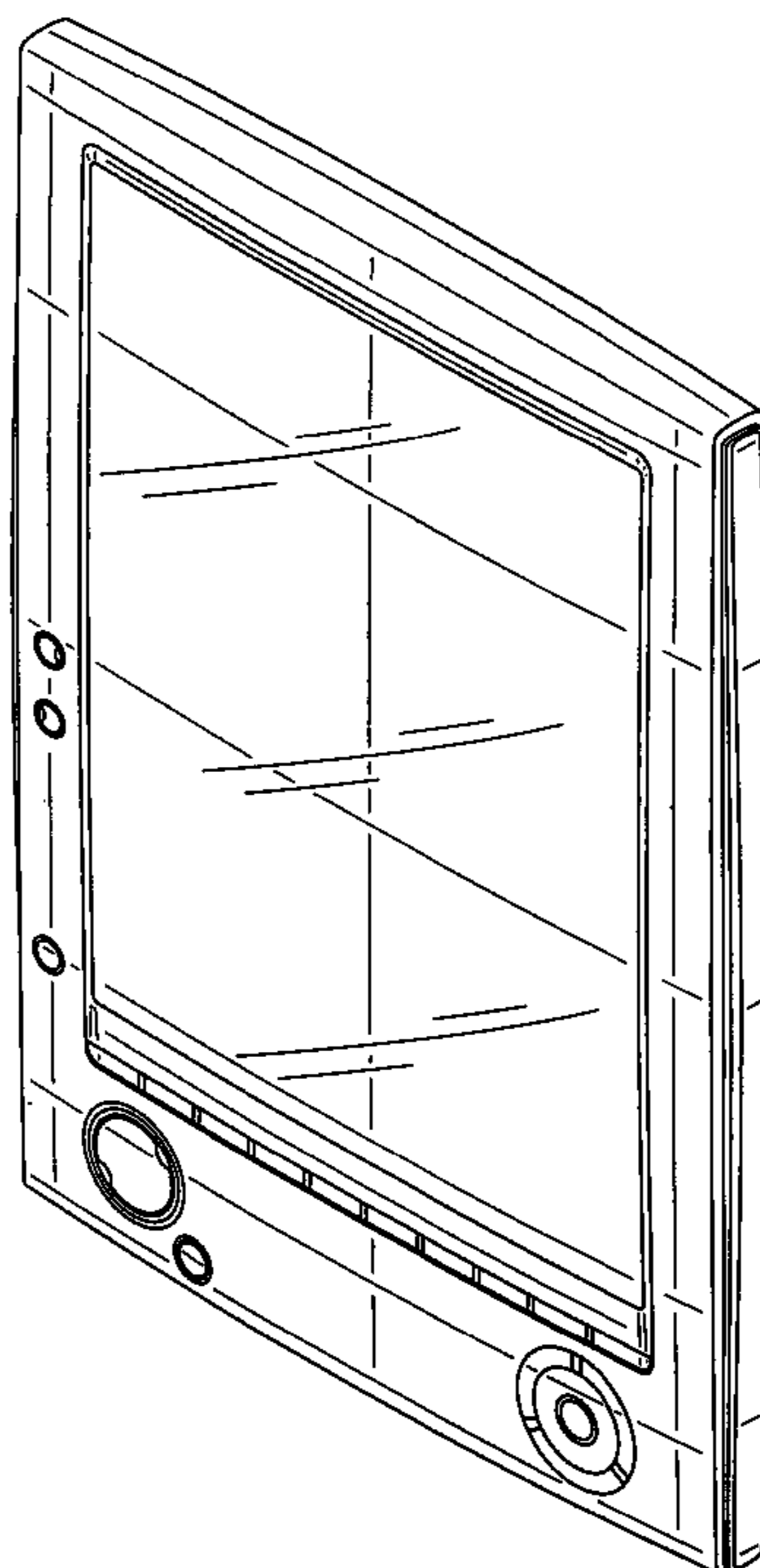


Fig. 1




Fig.2

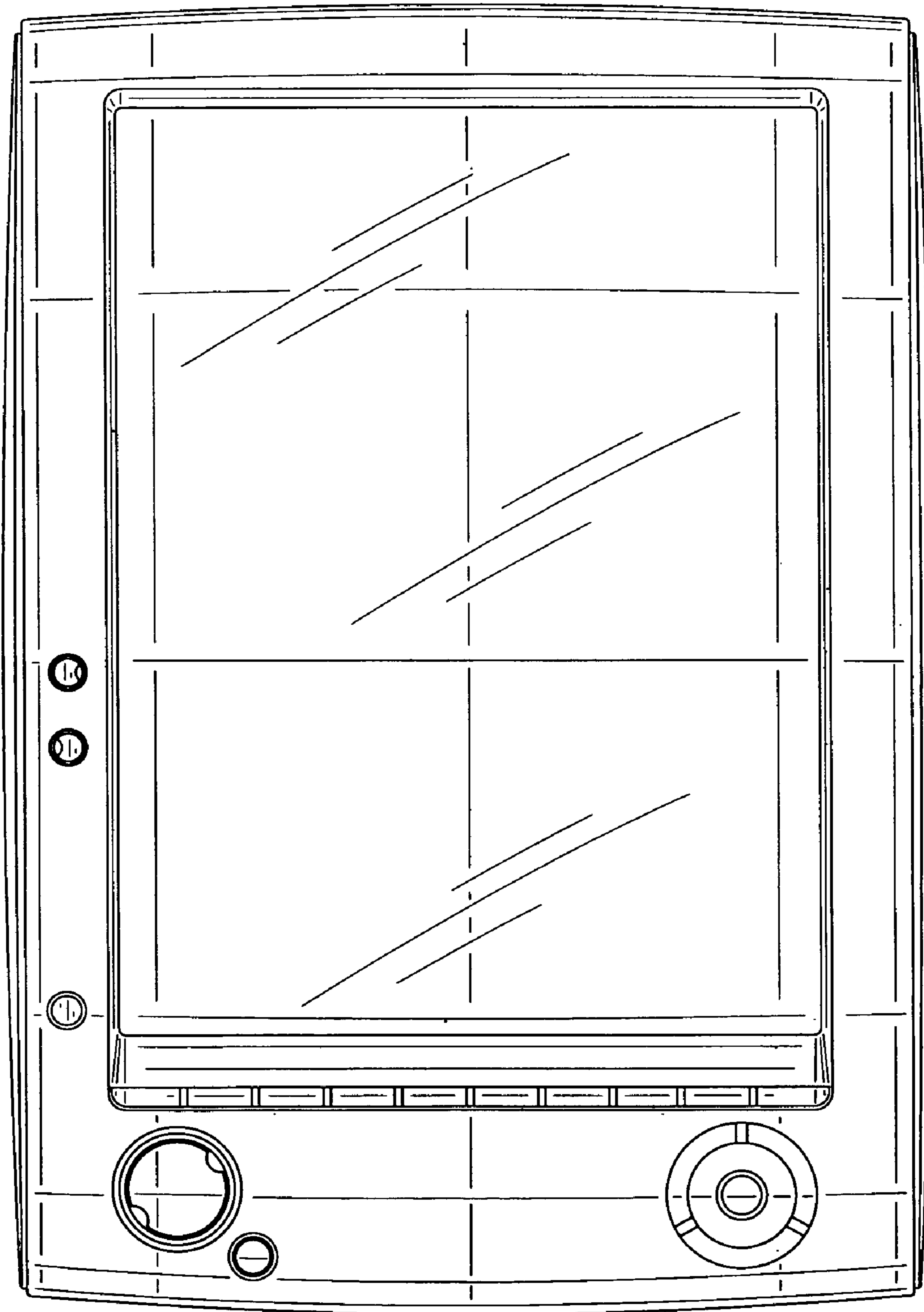


Fig.3

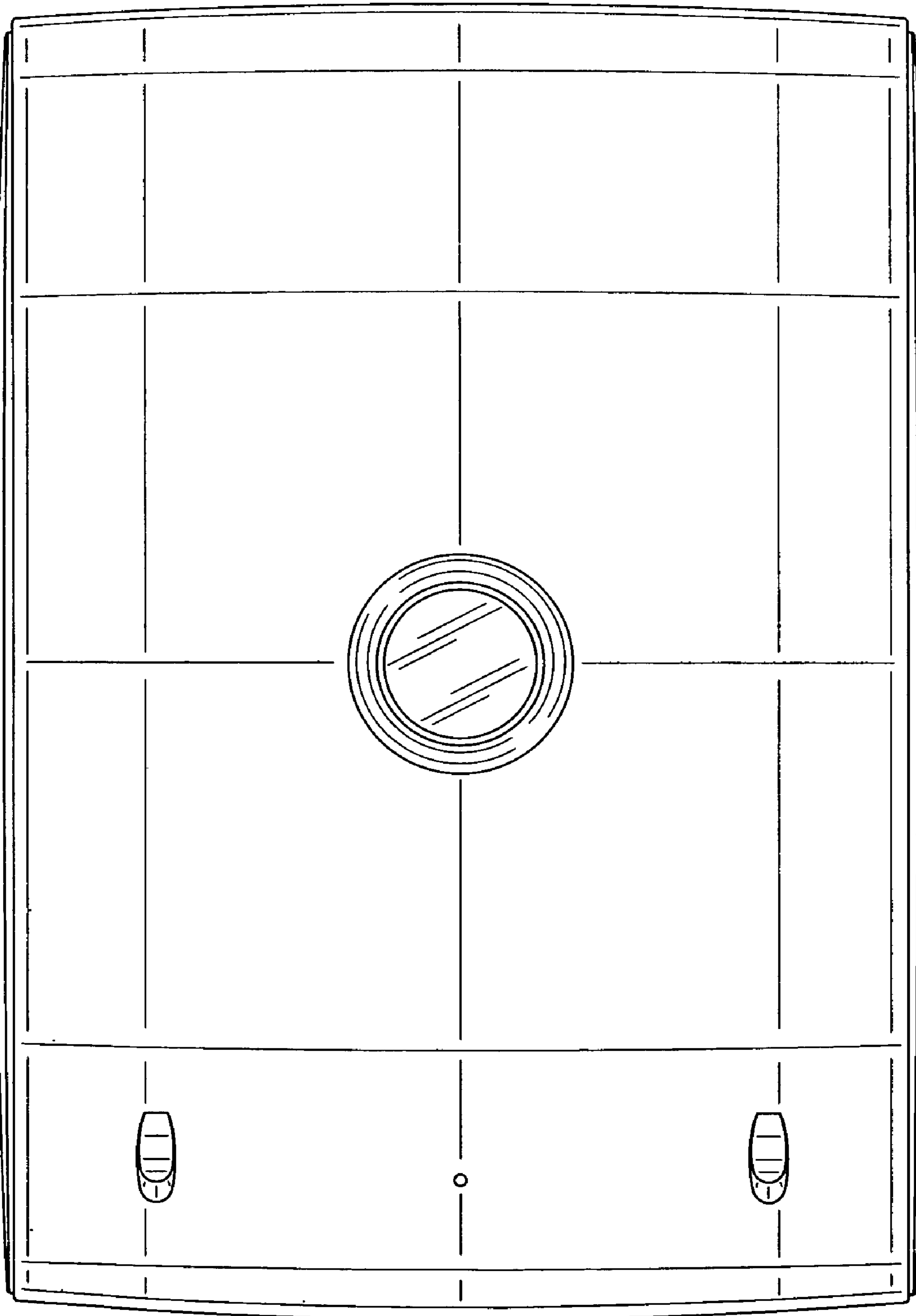


Fig.4

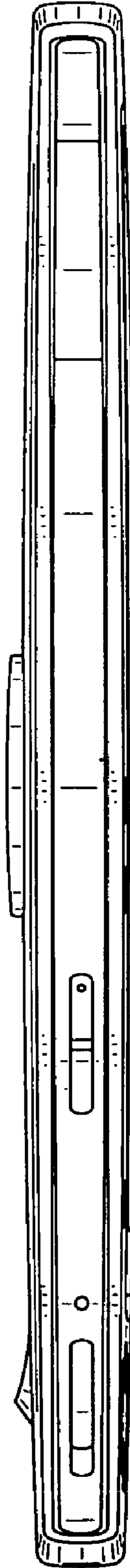


Fig.5

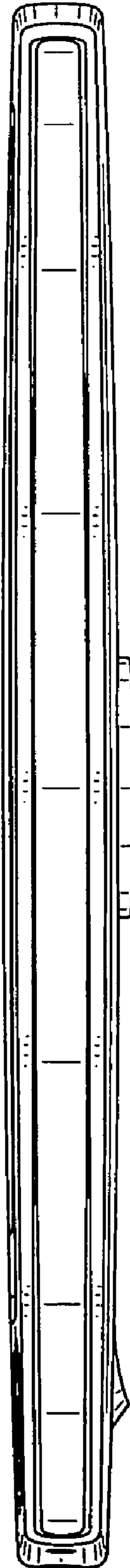


Fig.6

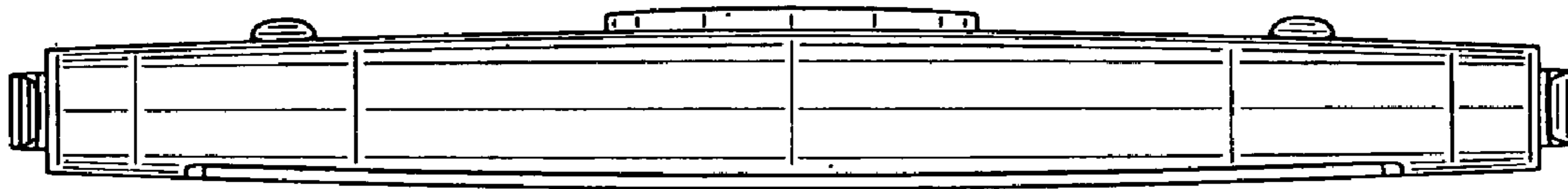


Fig.7

