

US00D548157S

(12) **United States Design Patent**
Frye et al.

(10) **Patent No.:** **US D548,157 S**

(45) **Date of Patent:** **** Aug. 7, 2007**

(54) **REAR PORTION OF VEHICLE**

(75) Inventors: **John Frye**, San Pedro, CA (US); **Eric Schumaker**, Redondo Beach, CA (US)

(73) Assignee: **Honda Motor Co., Ltd.**, Tokyo (JP)

(**) Term: **14 Years**

(21) Appl. No.: **29/235,922**

(22) Filed: **Aug. 8, 2005**

(51) **LOC (8) Cl.** **12-16**

(52) **U.S. Cl.** **D12/196**

(58) **Field of Classification Search** D12/90-92,
D12/86, 196; 180/69.1, 69.2; 296/181.1
See application file for complete search history.

(56) **References Cited**

U.S. PATENT DOCUMENTS

D499,358 S * 12/2004 Pfeiffer et al. D12/92
D500,708 S * 1/2005 Pfeiffer et al. D12/92
D514,027 S * 1/2006 Pfeiffer et al. D12/92

D514,042 S * 1/2006 Pfeiffer et al. D12/196

* cited by examiner

Primary Examiner—Melody N. Brown

(74) *Attorney, Agent, or Firm*—Plumsea Law Group, LLC

(57) **CLAIM**

The ornamental design for a rear portion of vehicle, as shown and described.

DESCRIPTION

FIG. 1 is a perspective view of a rear portion of a vehicle showing our new design;

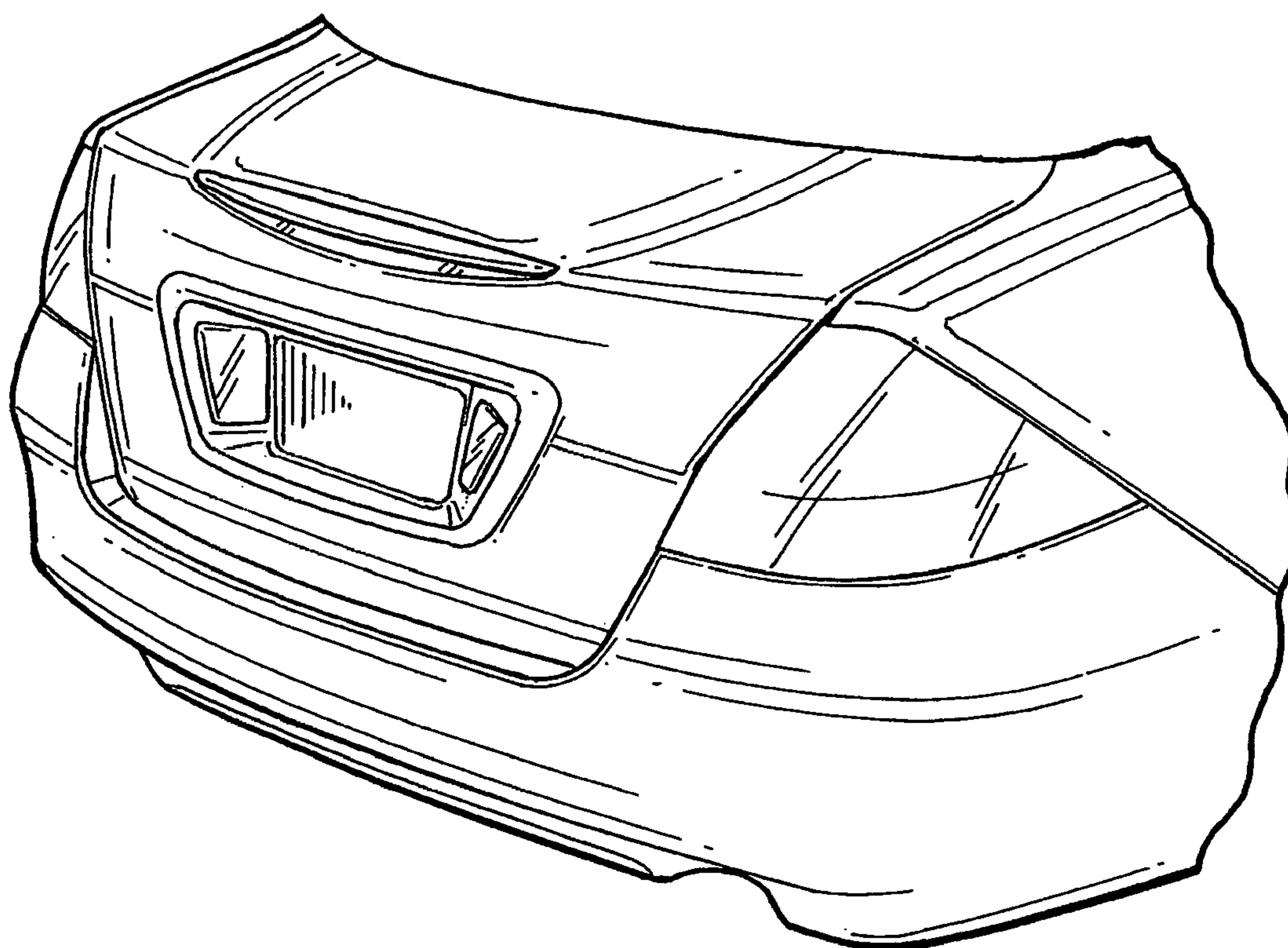
FIG. 2 is a rear elevational view thereof;

FIG. 3 is a top plan view thereof; and,

FIG. 4 is a side elevational view, the opposite side elevational view being a mirror image thereof.

The broken line showing of the fuel tank door in FIG. 4 is for illustrative purposes only and forms no part of the claimed design.

1 Claim, 2 Drawing Sheets



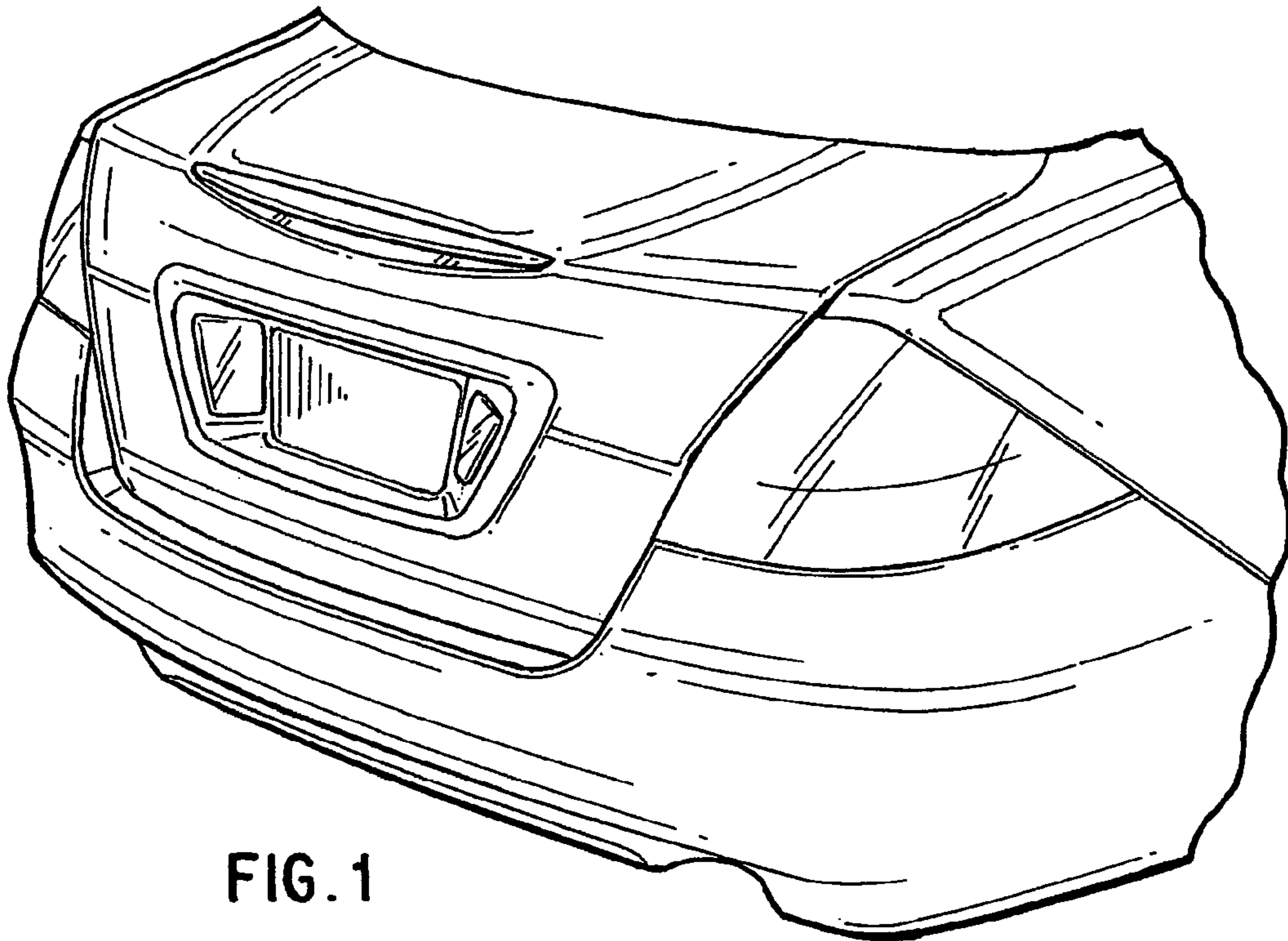


FIG. 1




FIG. 2




FIG. 3

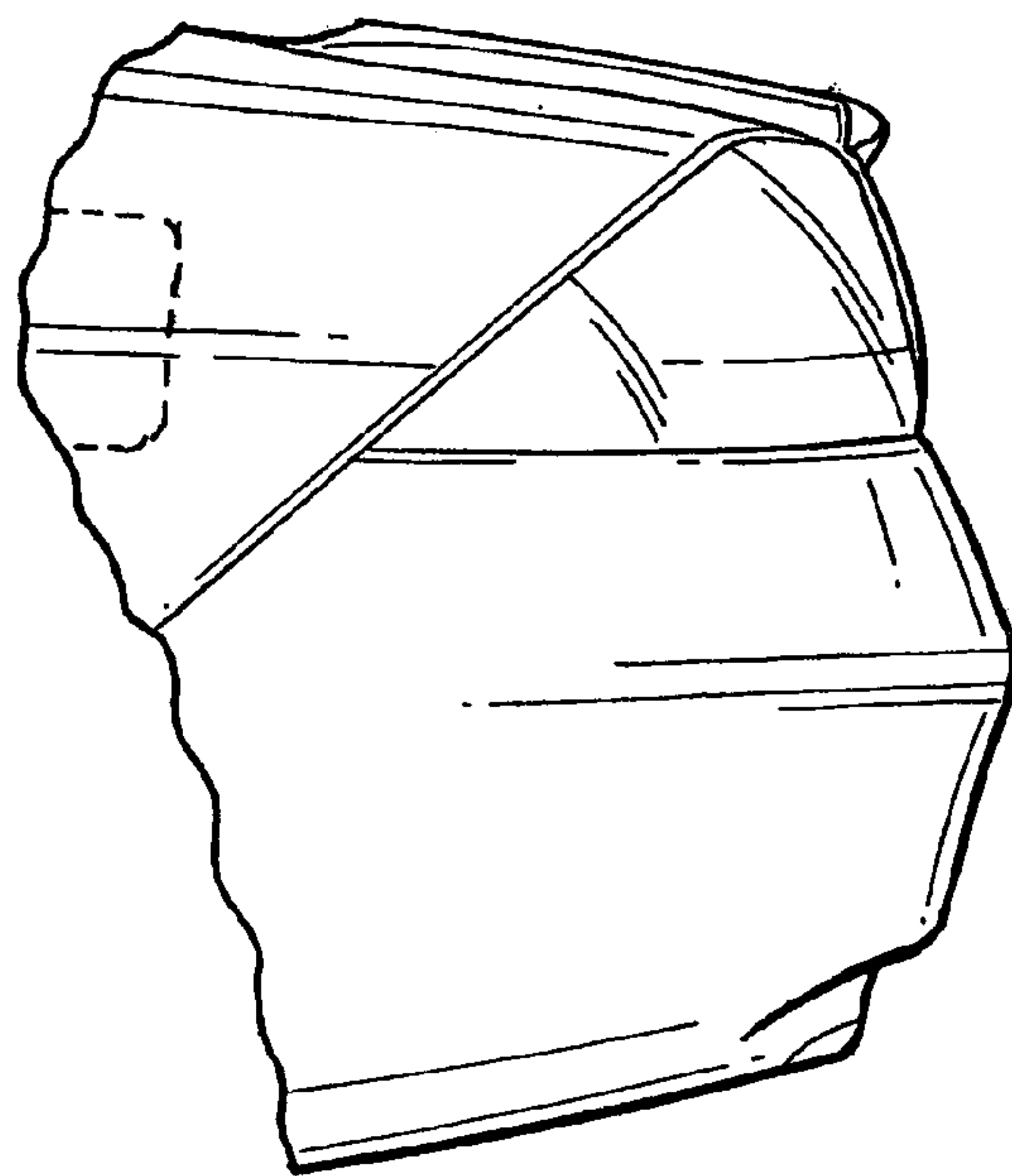


FIG. 4