



US00D548155S

(12) **United States Design Patent**  
**Eskandry**

(10) **Patent No.:** **US D548,155 S**

(45) **Date of Patent:** **\*\* Aug. 7, 2007**

(54) **AUTOMOBILE SUNSHADE WITH CAMOUFLAGE CONTOUR IMAGES**

(76) Inventor: **Ezra D. Eskandry**, 3802 NE. 207<sup>th</sup> St., TH-5, Aventura, FL (US) 33180

(\*\*) Term: **14 Years**

(21) Appl. No.: **29/250,539**

(22) Filed: **Nov. 20, 2006**

(51) **LOC (8) Cl.** ..... **12-16**

(52) **U.S. Cl.** ..... **D12/191**

(58) **Field of Classification Search** ..... D12/191, D12/417, 181; 224/312; 296/97.1, 97.5-97.11; 160/DIG. 3, DIG. 2, 370.21-370.23; 428/12  
See application file for complete search history.

(56) **References Cited**

**U.S. PATENT DOCUMENTS**

4,751,115 A \* 6/1988 Smith et al. .... 428/12

(Continued)

*Primary Examiner*—Stacia Cadmus

(74) *Attorney, Agent, or Firm*—Robert C. Kain, Jr.; Fleit Kain

(57) **CLAIM**

I claim the ornamental design for an automobile sunshade with camouflage contour images, as shown and described.

**DESCRIPTION**

FIG. 1 is a front view of an automobile sunshade with camouflage contour images in a fully extended mode.

FIG. 2 is a rear view of the automobile sunshade with camouflage contour images in the fully extended mode shown in FIG. 1.

FIG. 3 is a top view of the automobile sunshade with camouflage contour images in the fully extended mode shown in FIG. 1.

FIG. 4 is a bottom view of the automobile sunshade with camouflage contour images in the fully extended mode shown in FIG. 1.

FIG. 5 is a left side view of the automobile sunshade with camouflage contour images in the fully extended mode shown in FIG. 1 (the right side view being a mirror image of the left side view).

FIG. 6 is a front view of an automobile sunshade with camouflage contour images in a partially extended mode.

FIG. 7 is a rear view of the automobile sunshade with camouflage contour images in the partially extended mode shown in FIG. 6.

FIG. 8 is a top view of the automobile sunshade with camouflage contour images in the partially extended mode shown in FIG. 6.

FIG. 9 is a left side view rotated 90 degrees of the automobile sunshade with camouflage contour images in the partially extended mode shown in FIG. 6.

FIG. 10 is a bottom view of the automobile sunshade with camouflage contour images in the partially extended mode shown in FIG. 6.

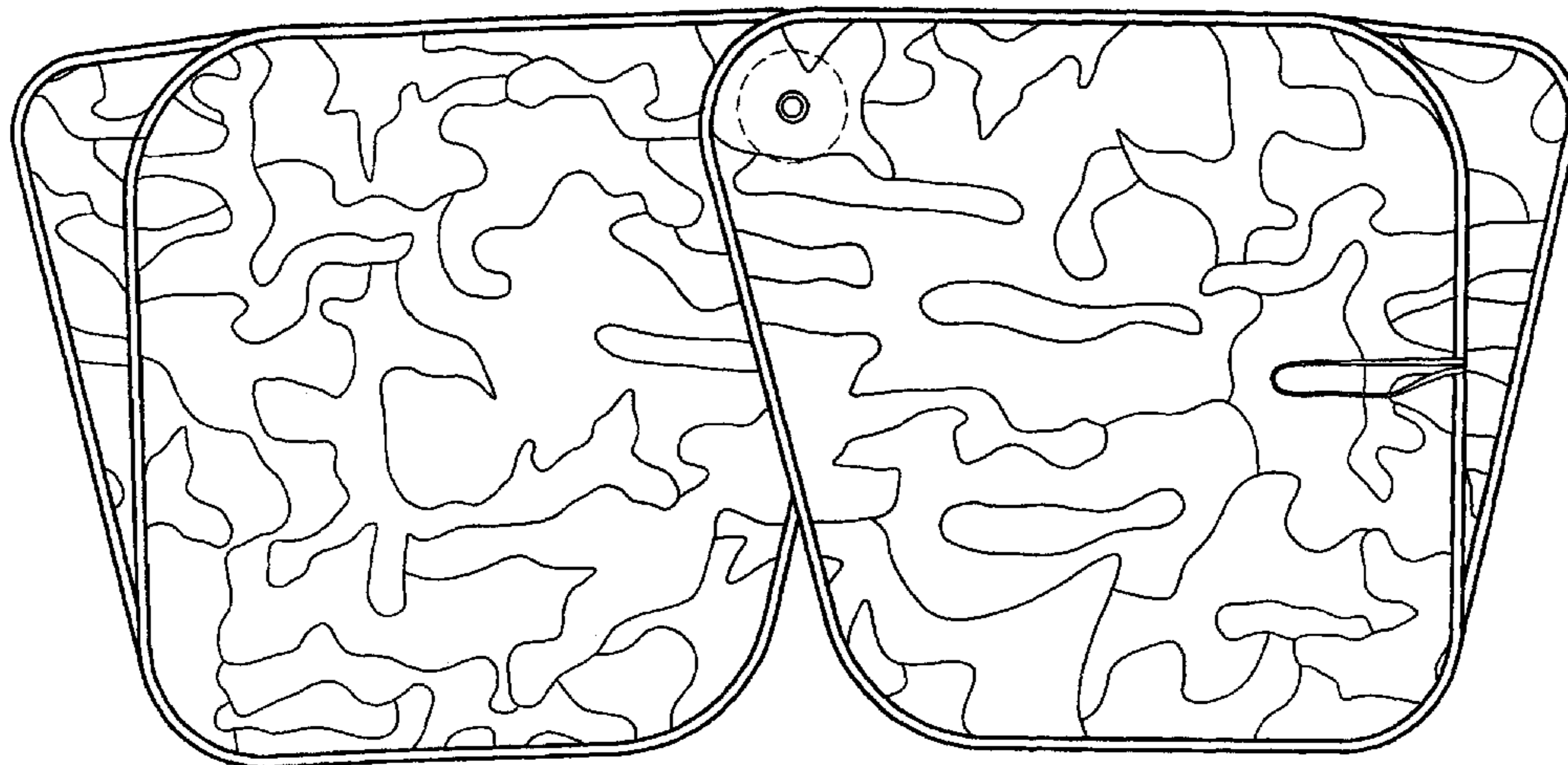
FIG. 11 is a right side view rotated 90 degrees of the automobile sunshade with camouflage contour images in the partially extended mode shown in FIG. 6.

FIG. 12 is a front view of an automobile sunshade with camouflage contour images in a fully collapsed, compact mode; and,

FIG. 13 is a rear view of the automobile sunshade with camouflage contour images in the fully collapsed, compact mode shown in FIG. 12 (the top, bottom and side views of the sunshade in the fully collapsed, compact mode not being part of the design).

The circular broken lines in FIGS. 1, 2, 6, 7 and 10 are seams.

**1 Claim, 7 Drawing Sheets**



# US D548,155 S

Page 2

---

## U.S. PATENT DOCUMENTS

D310,195 S *	8/1990	Ruimi .....	D12/191	D426,801 S *	6/2000	Abernathy .....	D12/191
D335,481 S *	5/1993	Eskandry .....	D12/191	D431,510 S	10/2000	Eskandry .....	D12/191
D339,098 S *	9/1993	Cooper .....	D12/191	D444,113 S *	6/2001	Leary .....	D12/191
D354,935 S *	1/1995	Eskandry .....	D12/191	D444,749 S	7/2001	Eskandry .....	D12/191
D356,286 S *	3/1995	Shink .....	D12/191	D470,446 S	2/2003	Eskandry .....	D12/191
D369,998 S *	5/1996	Eskandry .....	D12/191	D495,639 S *	9/2004	Sheridan .....	D12/191
D413,094 S *	8/1999	Li .....	D12/191	D504,854 S *	5/2005	Hicks .....	D12/191

\* cited by examiner

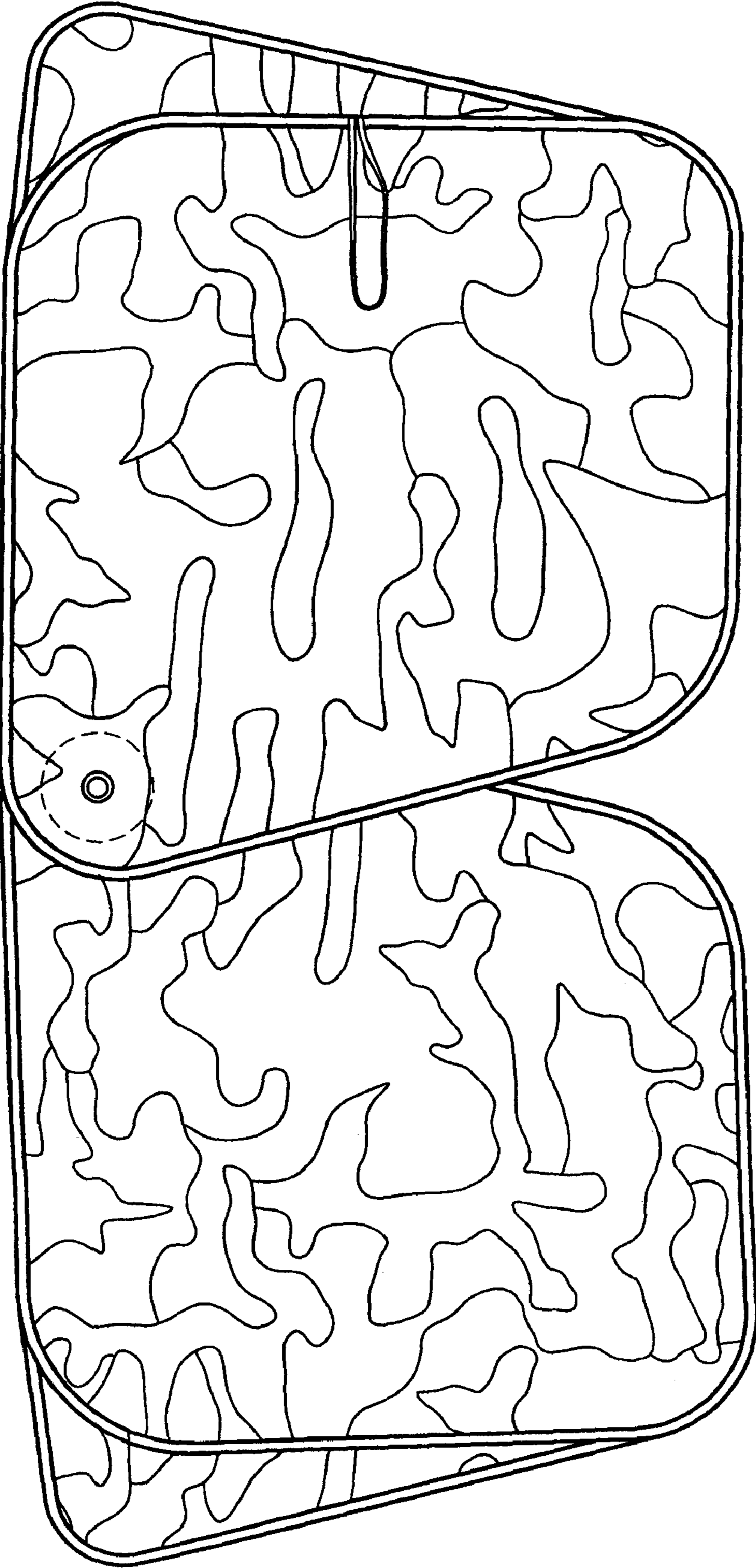


FIG. 1

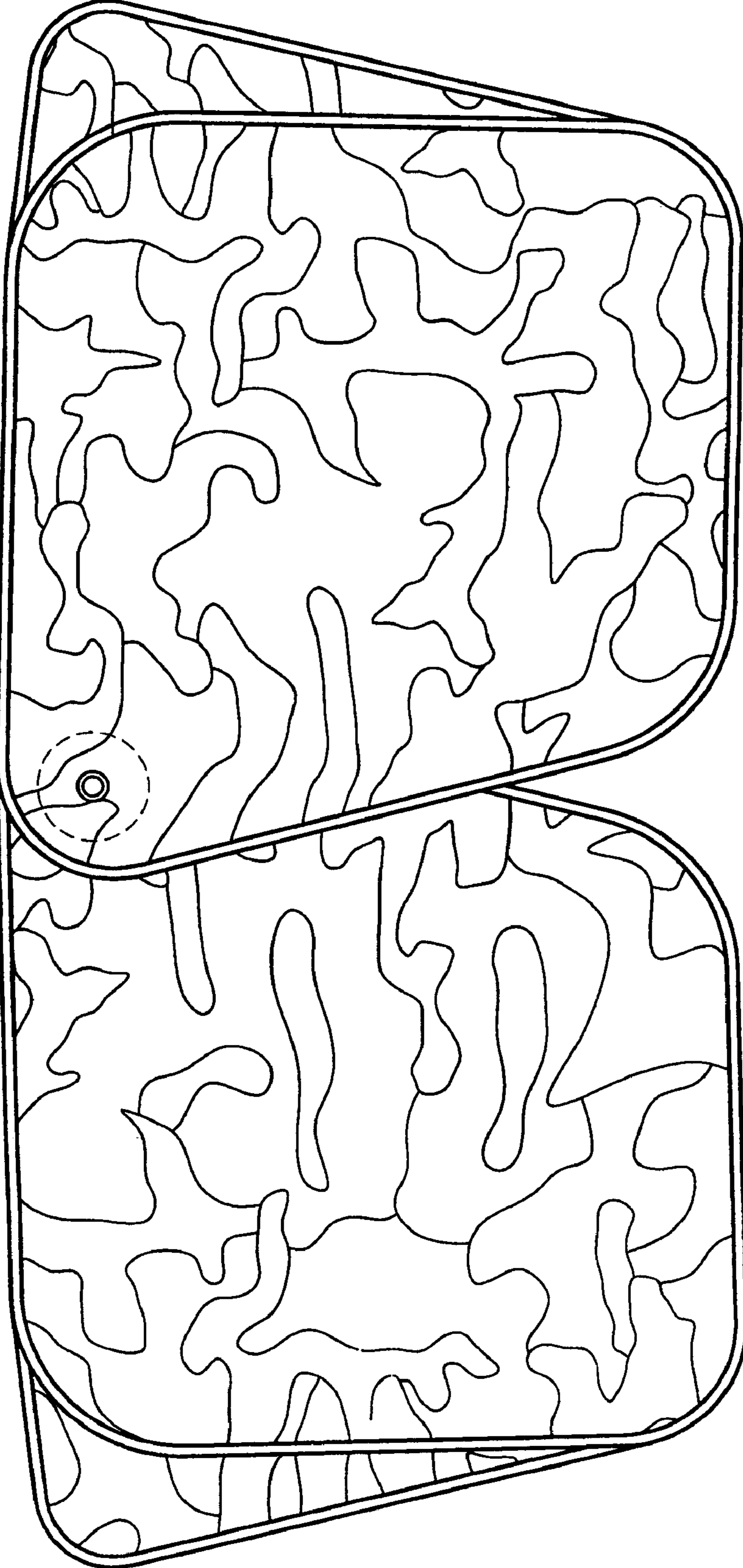


FIG. 2



FIG. 3



FIG. 4



FIG. 5

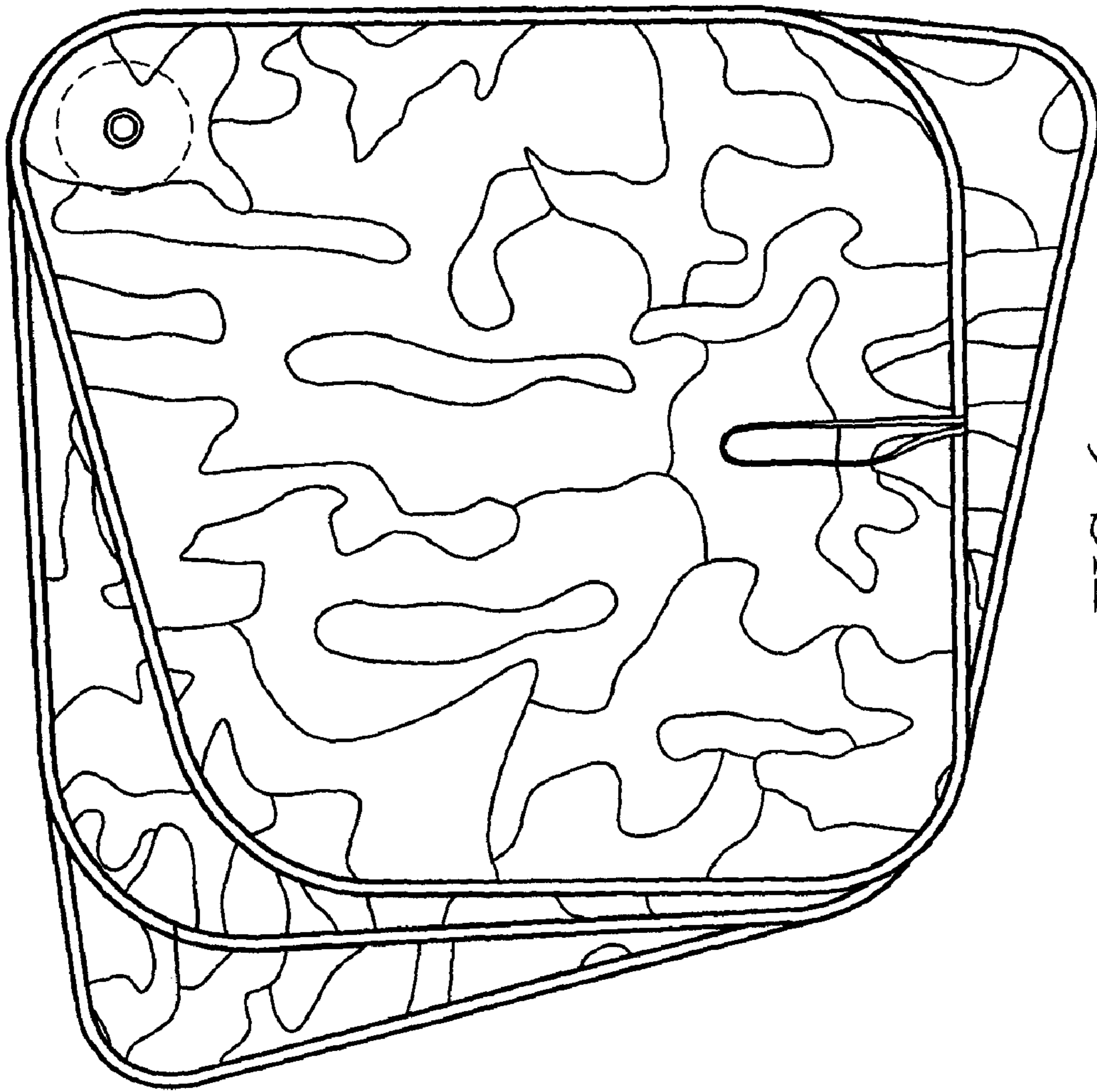


FIG. 6

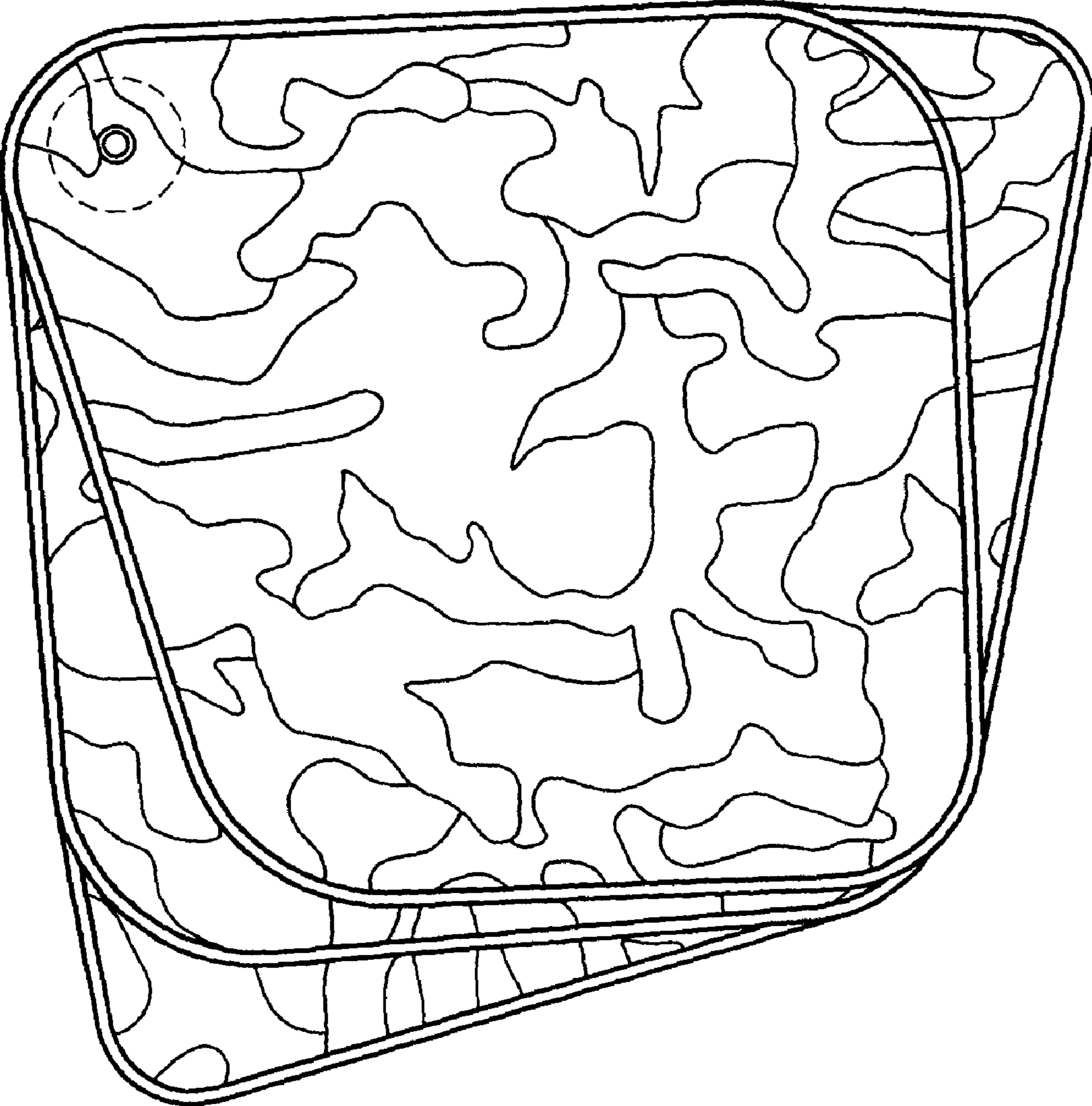


FIG. 7



FIG. 8



FIG. 9



FIG. 10



FIG. 11






FIG. 13




FIG. 12