



US00D548146S

(12) **United States Design Patent** (10) **Patent No.:** **US D548,146 S**
Schiavone et al. (45) **Date of Patent:** **** Aug. 7, 2007**

(54) **VEHICLE FRONT BUMPER COVER**

OTHER PUBLICATIONS

(75) Inventors: **Patrick Schiavone**, Bloomfield, MI (US); **George Bucher**, Dearborn, MI (US); **David Mahoney**, Orchard Lake, MI (US); **Edward Golden**, Pinckney, MI (US)

Ford Concept Equator, Tokyo 2005.
Ford Concept 427 V10, Detroit 2003.
Ford Concept Model U, Detroit 2003.
Ford Five Hundred 4WD SEL, Detroit 2004.
Ford Five Hundred 2006 SEL FWD 3.0 v6, Chicago 2006.
Ford Fusion 2005, Detroit 2005.

(73) Assignee: **Ford Global Technologies, LLC**, Dearborn, MI (US)

* cited by examiner

(**) Term: **14 Years**

Primary Examiner—Melody N. Brown
(74) *Attorney, Agent, or Firm*—Damian Porcari

(21) Appl. No.: **29/248,366**

(57) **CLAIM**

(22) Filed: **Aug. 11, 2006**

The ornamental design for a vehicle front bumper cover, as shown and described.

(51) **LOC (8) Cl.** **12-16**

DESCRIPTION

(52) **U.S. Cl.** **D12/169**

(58) **Field of Classification Search** D12/90–92,
D12/86, 169, 196, 163; 296/180.1, 180.2;
293/102, 113, 115, 117, 120

FIG. 1 is a front perspective view of a vehicle front bumper cover;

FIG. 2 is a front elevational view of the vehicle front bumper cover;

See application file for complete search history.

FIG. 3 is a right side elevational view of the vehicle front bumper cover;

(56) **References Cited**

U.S. PATENT DOCUMENTS

D435,814 S *	1/2001	Gabath	D12/169
D447,452 S *	9/2001	Im	D12/169
D476,605 S *	7/2003	Saleen	D12/169
D508,879 S *	8/2005	Pfeiffer et al.	D12/169
D510,304 S *	10/2005	Tabata et al.	D12/169
D522,938 S *	6/2006	Iwanaga	D12/169
D525,180 S *	7/2006	Konaka	D12/169
D534,105 S *	12/2006	Schiavone et al.	D12/169
D534,106 S *	12/2006	Matei	D12/169
D535,594 S *	1/2007	Schiavone et al.	D12/169
D538,208 S *	3/2007	Golden et al.	D12/169

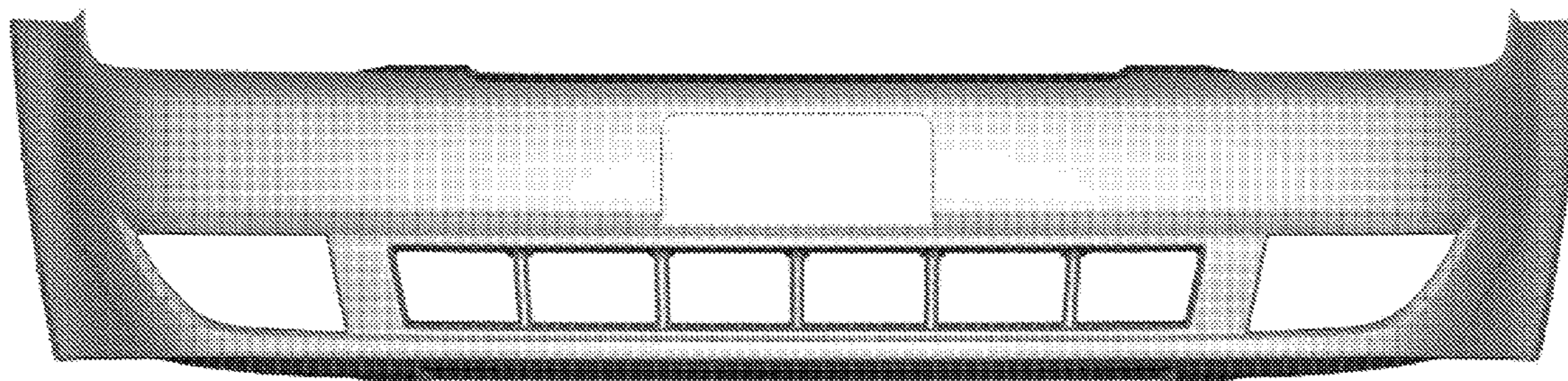
FIG. 4 is a left side elevational view of the vehicle front bumper cover;

FIG. 5 is a top plan view of the vehicle front bumper cover;

FIG. 6 is a bottom up plan view of the vehicle front bumper cover; and,

FIG. 7 is an elevational view of the vehicle front bumper cover illustrating the Class B surface. This view is not claimed and is used to provide support for foreign applications.

1 Claim, 6 Drawing Sheets






Figure 1

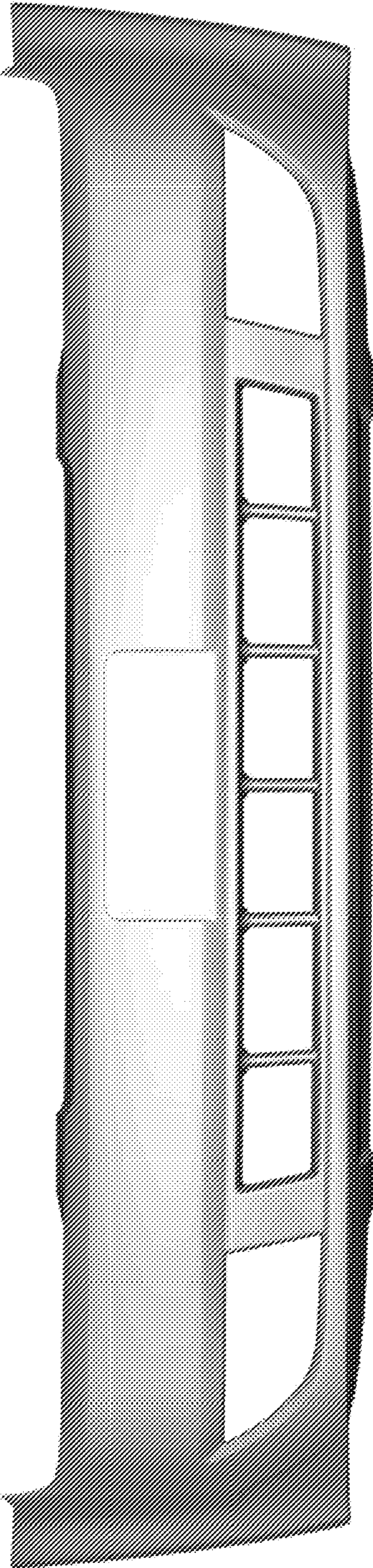


Figure 2

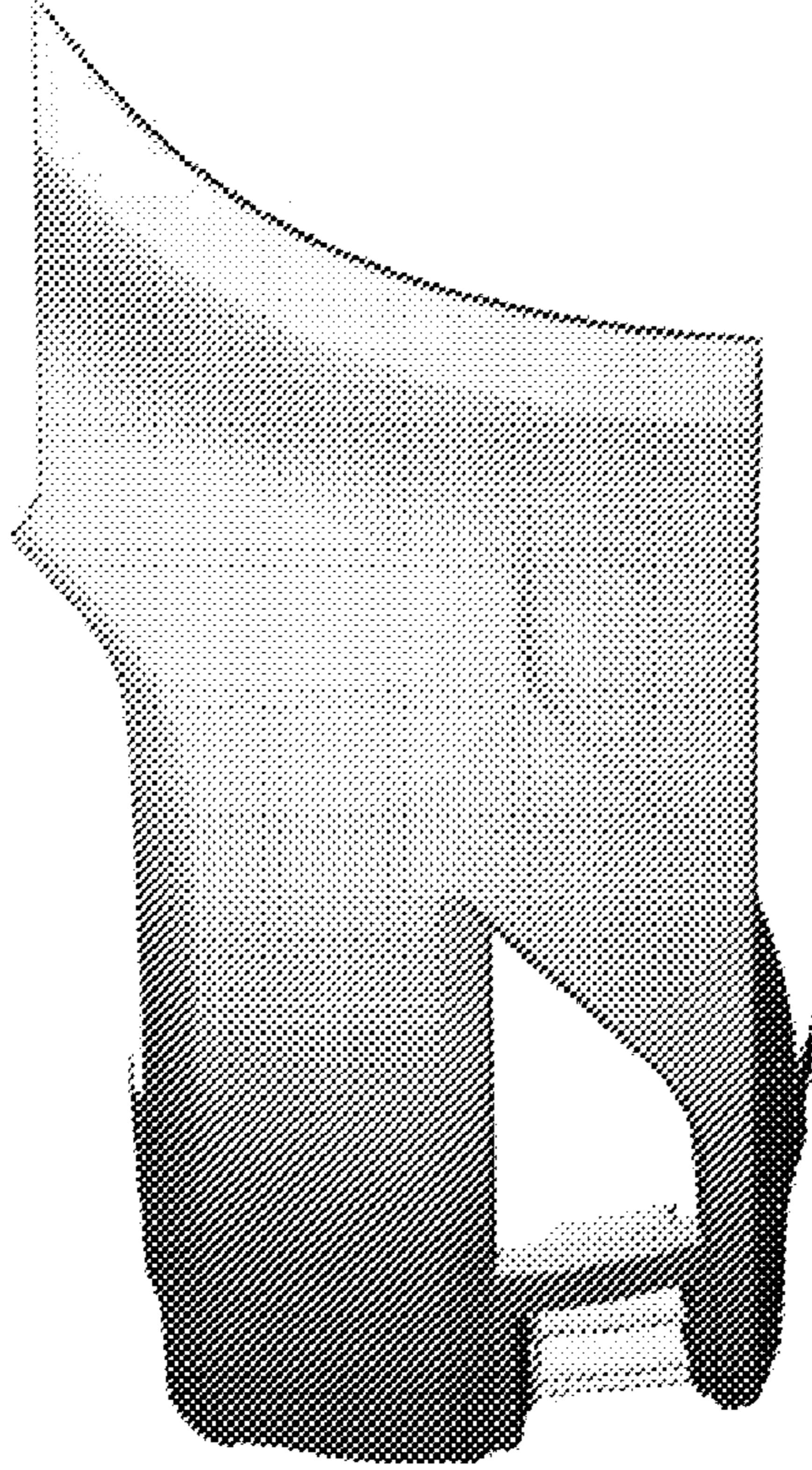


Figure 4




Figure 3



Figure 5

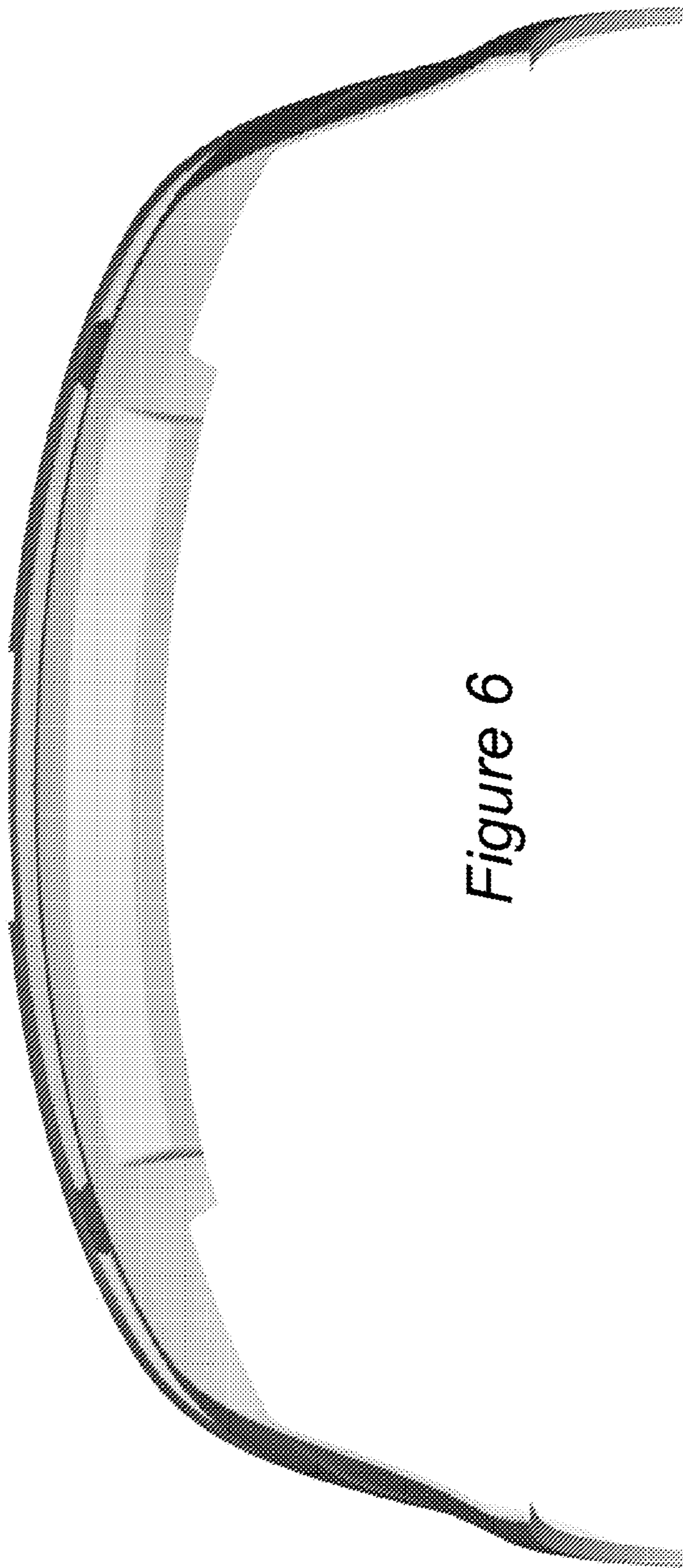


Figure 6

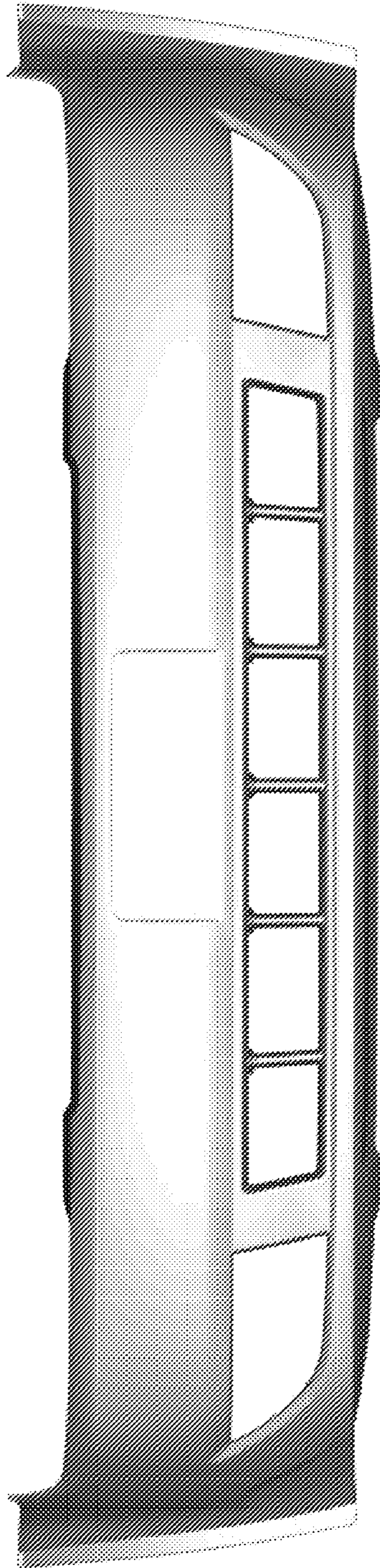


Figure 7