



US00D548135S

(12) **United States Design Patent** (10) **Patent No.:** **US D548,135 S**
Stewart-Stand (45) **Date of Patent:** **** Aug. 7, 2007**

(54) **ELLIPTICAL CUFFLINK**

(57) **CLAIM**

(75) Inventor: **Theo Stewart-Stand**, 230 Park Pl.
Suite 3H, Brooklyn, NY (US) 11238

The ornamental design for an elliptical cufflink, as shown and described.

(73) Assignee: **Theo Stewart-Stand**, Brooklyn, NY
(US)

DESCRIPTION

(**) Term: **14 Years**

FIG. 1 is a perspective view of my design for an elliptical cufflink according to the invention;

(21) Appl. No.: **29/259,523**

FIG. 2 shows a side view thereof, with the opposite side view being identical;

(22) Filed: **May 10, 2006**

FIG. 3 shows a front view thereof, with the rear view being identical;

(51) **LOC (8) Cl.** **02-07**

FIG. 4 shows a bottom view thereof, with the top view being identical;

(52) **U.S. Cl.** **D11/222**

(58) **Field of Classification Search** D11/222,
D11/200, 213-216; 24/41-47, 102 R, 102 P,
24/102 A, 101 R; 63/24, 26
See application file for complete search history.

FIG. 5 shows a perspective view of an alternate embodiment of my design for a cufflink according to the invention;

FIG. 6 shows a side view of the alternate embodiment, with the opposite side view being identical;

(56) **References Cited**

FIG. 7 shows a front view of the alternate embodiment, with the rear view being identical;

U.S. PATENT DOCUMENTS

FIG. 8 shows a bottom view of the alternate embodiment, with the top view being identical; and,

| | | | | |
|---------------|---------|-------------|-------|----------|
| 1,386,772 A * | 8/1921 | Engelbrecht | | 24/101 R |
| D178,002 S * | 6/1956 | Moulson | | D11/222 |
| D380,418 S * | 7/1997 | Michael | | D11/222 |
| D396,660 S * | 8/1998 | Ricci | | D11/222 |
| D432,947 S * | 10/2000 | Granshaw | | D11/222 |

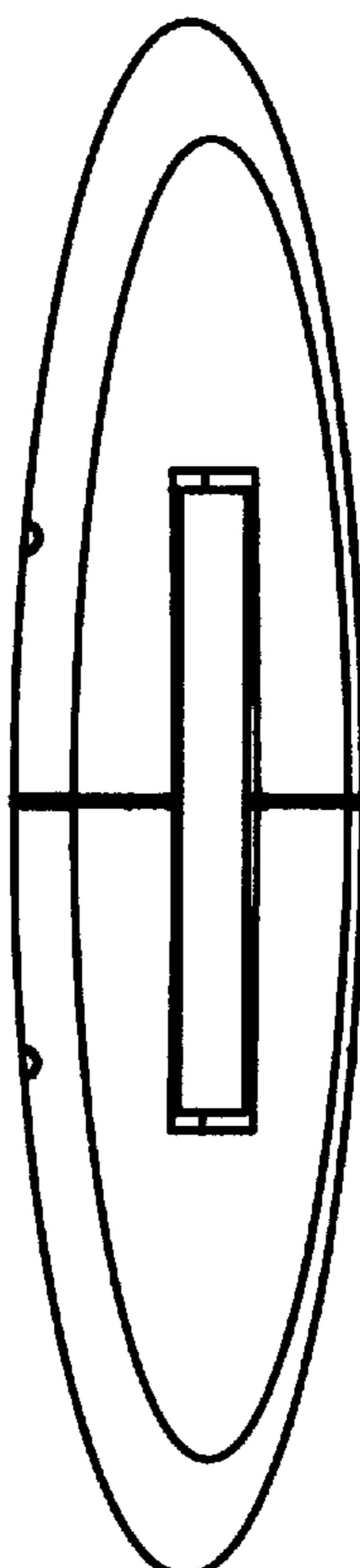
FIG. 9 shows a side view of my design for a cufflink in a bended position and in use in a cuff of a shirt.

It being understood that the broken lines are for illustrative purposes only.

* cited by examiner

Primary Examiner—Catherine R. Oliver

1 Claim, 3 Drawing Sheets






FIGURE 1



FIGURE 2




FIGURE 3



FIGURE 4




FIGURE 5



FIGURE 6




FIGURE 7



FIGURE 8

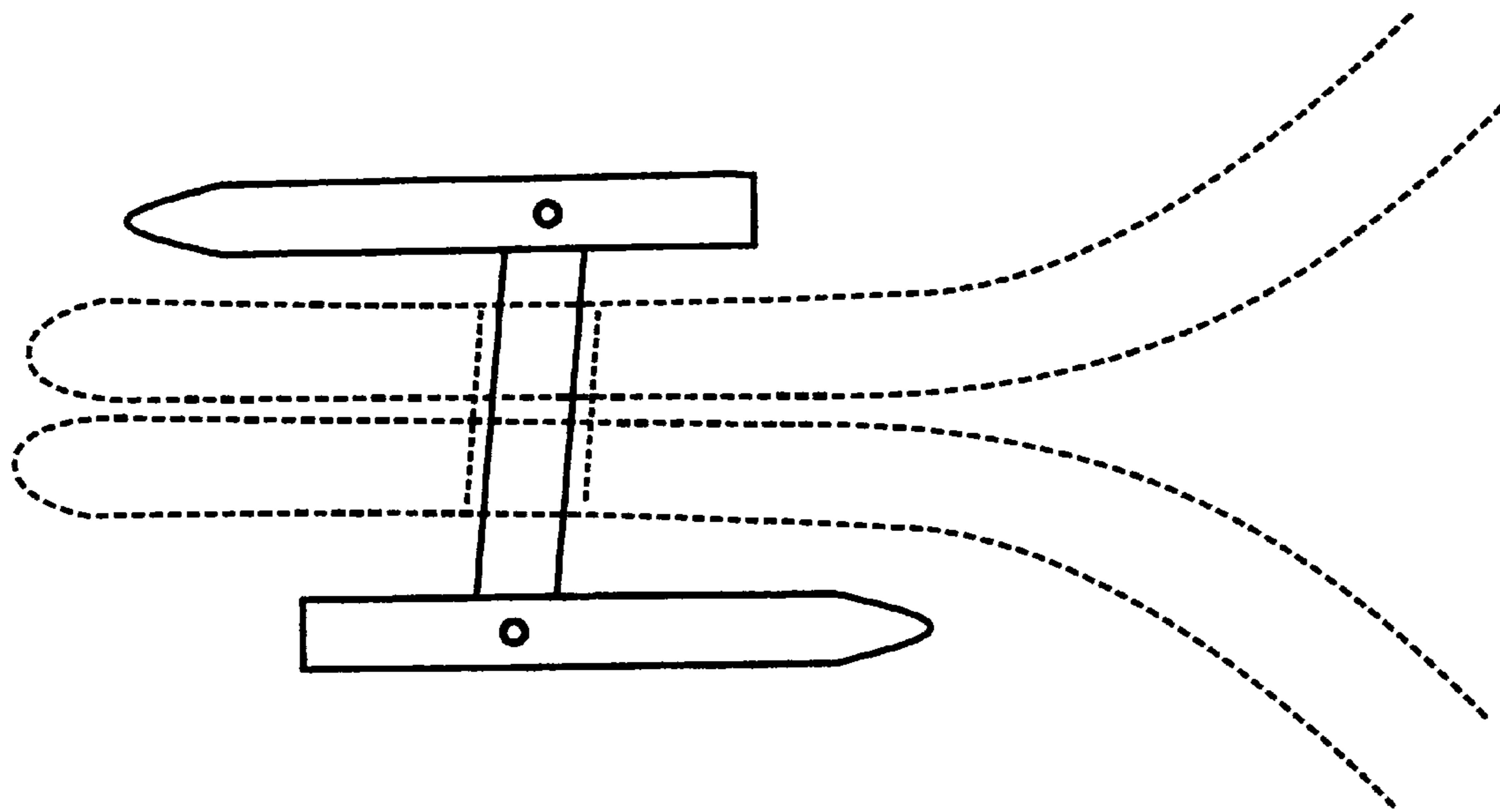


FIGURE 9