

US00D548108S

(12) **United States Design Patent** (10) **Patent No.:** **US D548,108 S**  
**Lo** (45) **Date of Patent:** **\*\* Aug. 7, 2007**

(54) **COMBINED BOTTLE AND BUBBLE WAND**

*Primary Examiner*—Stella Reid  
*Assistant Examiner*—Shanda C. Hill  
(74) *Attorney, Agent, or Firm*—Baker & McKenzie LLP

(75) **Inventor:** **Lapkiu Lo**, Tsuen Wan (HK)

(73) **Assignee:** **Wing Hing Manufacturing Company Ltd.**, Tsuen Wan (HK)

(\*\*) **Term:** **14 Years**

(21) **Appl. No.:** **29/247,189**

(22) **Filed:** **Jun. 5, 2006**

(51) **LOC (8) Cl.** ..... **09-03**

(52) **U.S. Cl.** ..... **D9/719**

(58) **Field of Classification Search** ..... D9/516,  
D9/521, 522, 529, 414, 424, 715, 719; D21/401,  
D21/402; 215/40, 41, 200, 205, 217, 218,  
215/223, 241, 379, 380, 382–385, 396, 398;  
221/200, 260; 222/92, 109, 210, 212, 215;  
446/15, 21

See application file for complete search history.

(56) **References Cited**

**U.S. PATENT DOCUMENTS**

3,064,387	A	*	11/1962	Campbell	.....	446/21
D263,062	S	*	2/1982	Rasmussen	.....	D21/402
D304,466	S	*	11/1989	Glickman	.....	D21/402
D331,703	S	*	12/1992	Seguin et al.	.....	D9/572
D353,166	S	*	12/1994	Kwak	.....	D21/401
D362,468	S	*	9/1995	Fromm et al.	.....	D21/401
D485,184	S	*	1/2004	Hay et al.	.....	D9/522
D485,584	S	*	1/2004	Lovullo et al.	.....	D21/402
D509,144	S	*	9/2005	Snyder	.....	D9/543
D528,918	S	*	9/2006	Cooper et al.	.....	D9/521
D536,395	S	*	2/2007	Buzzelli	.....	D21/402

\* cited by examiner

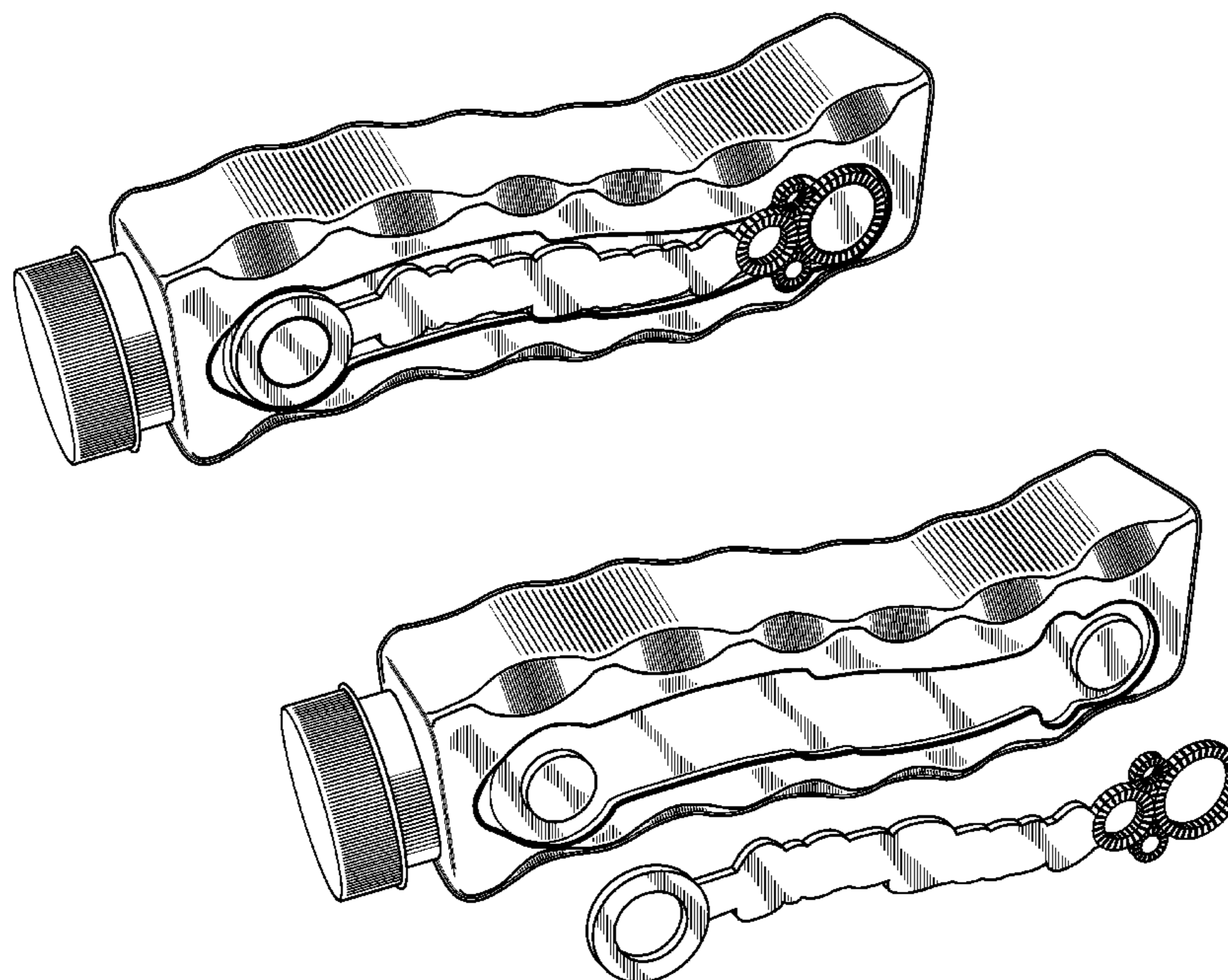
(57) **CLAIM**

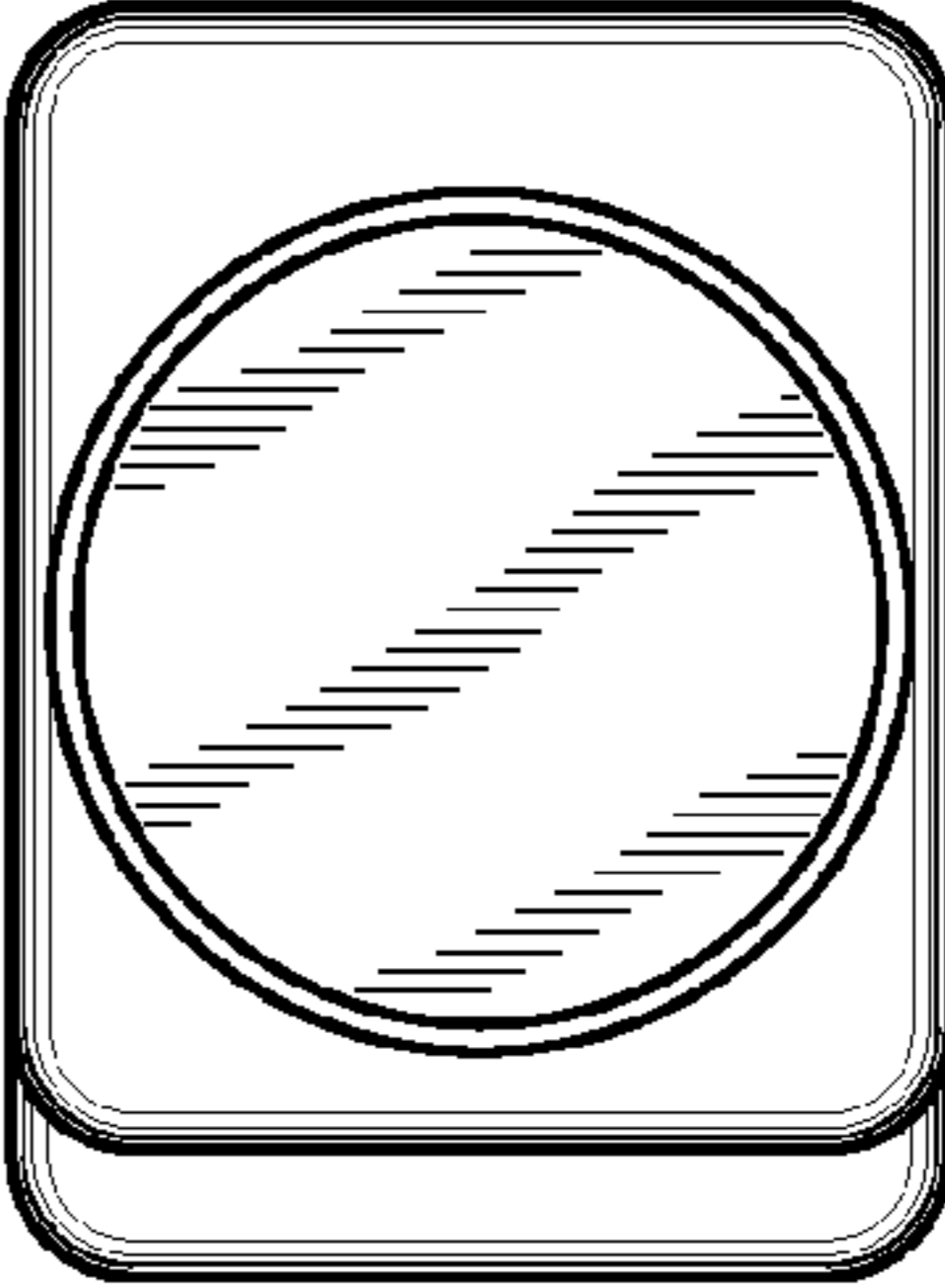

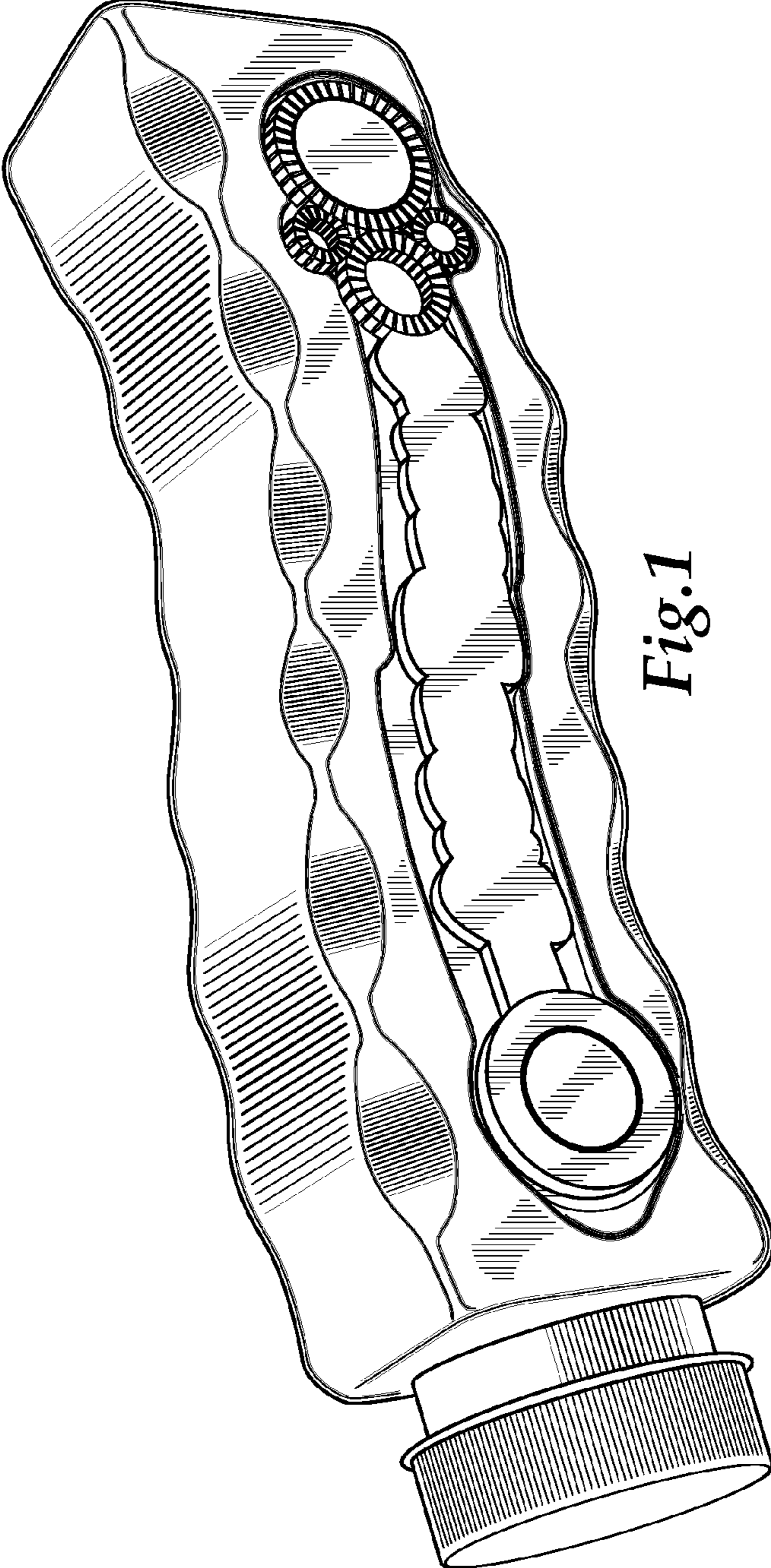
The ornamental design for a combined bottle and bubble wand, as shown and described.

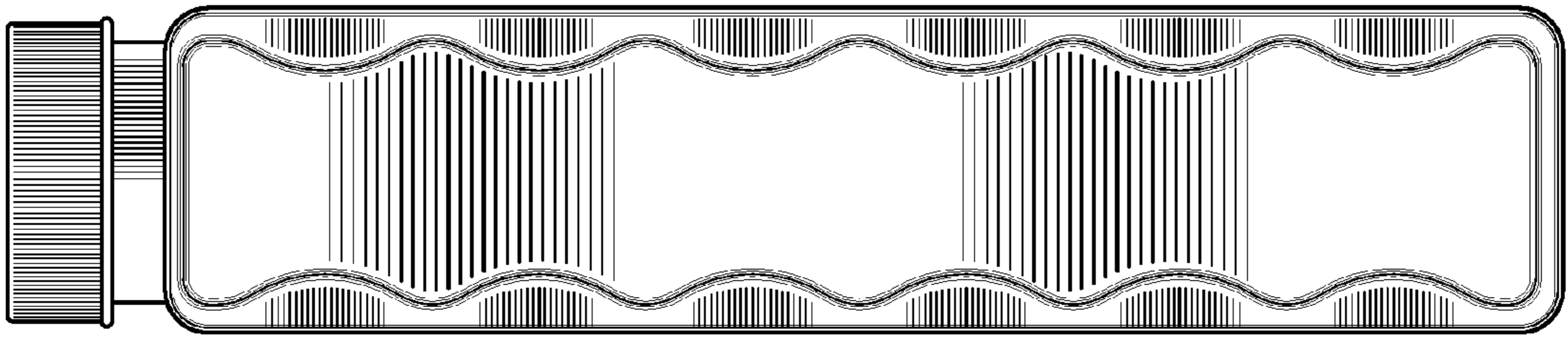
**DESCRIPTION**

FIG. 1 is a front perspective view of a combined bottle and bubble wand showing my new design;  
FIG. 2 is a top view thereof;  
FIG. 3 is a bottom view thereof;  
FIG. 4 is a rear view thereof;  
FIG. 5 is a side view thereof;  
FIG. 6 is a front view thereof  
FIG. 7 is a side view thereof, opposite that shown in FIG. 5.  
FIG. 8 is an exploded perspective view thereof, with the bubble wand in detached state;  
FIG. 9 is a top view of the bubble wand;  
FIG. 10 is a bottom view thereof;  
FIG. 11 is a front view thereof;  
FIG. 12 is a side view thereof;  
FIG. 13 is a rear view thereof; and,  
FIG. 14 is a side view thereof.

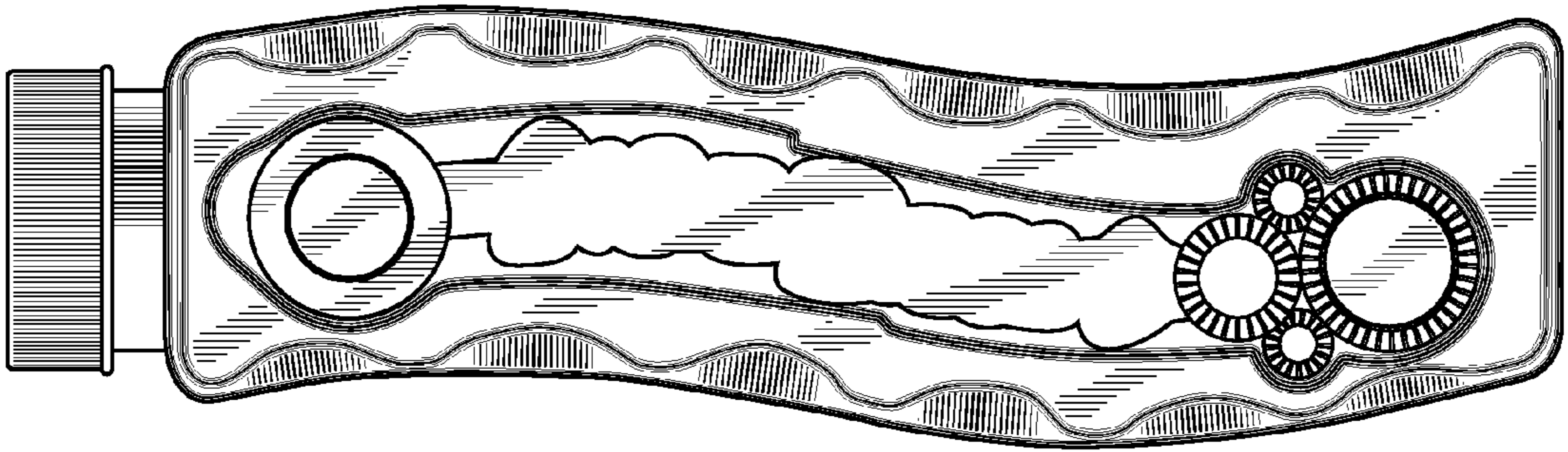
**1 Claim, 4 Drawing Sheets**



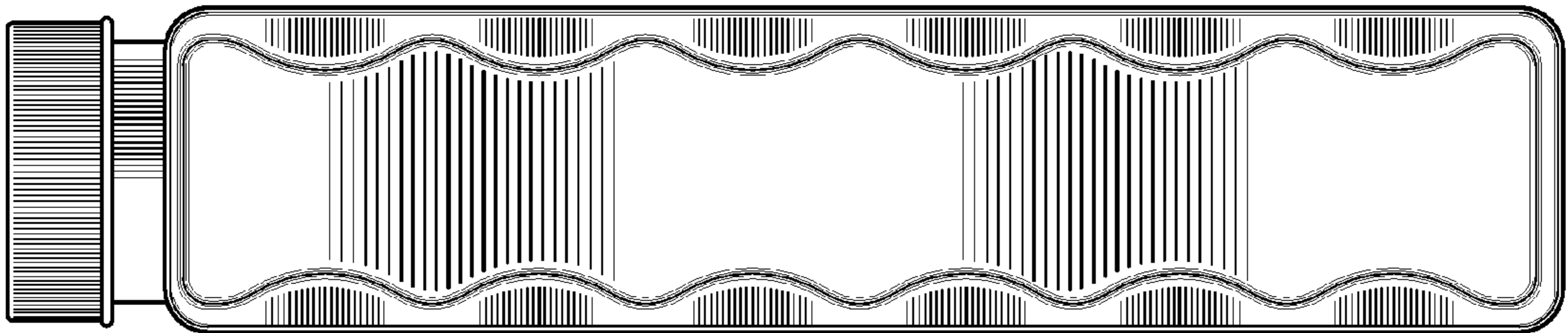




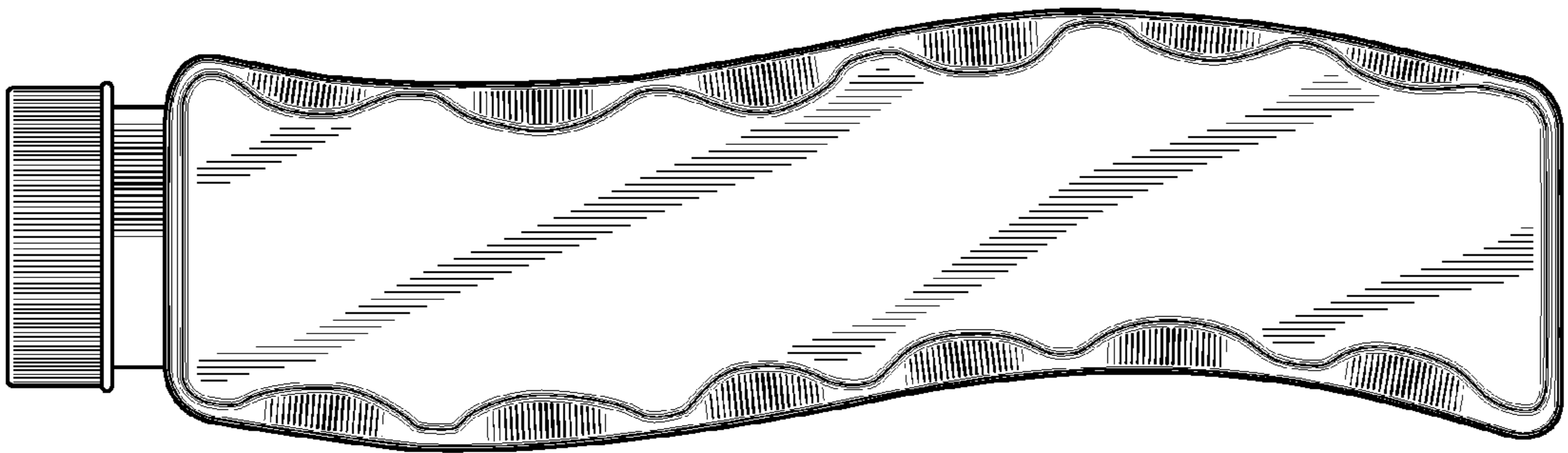
*Fig. 7*



*Fig. 6*

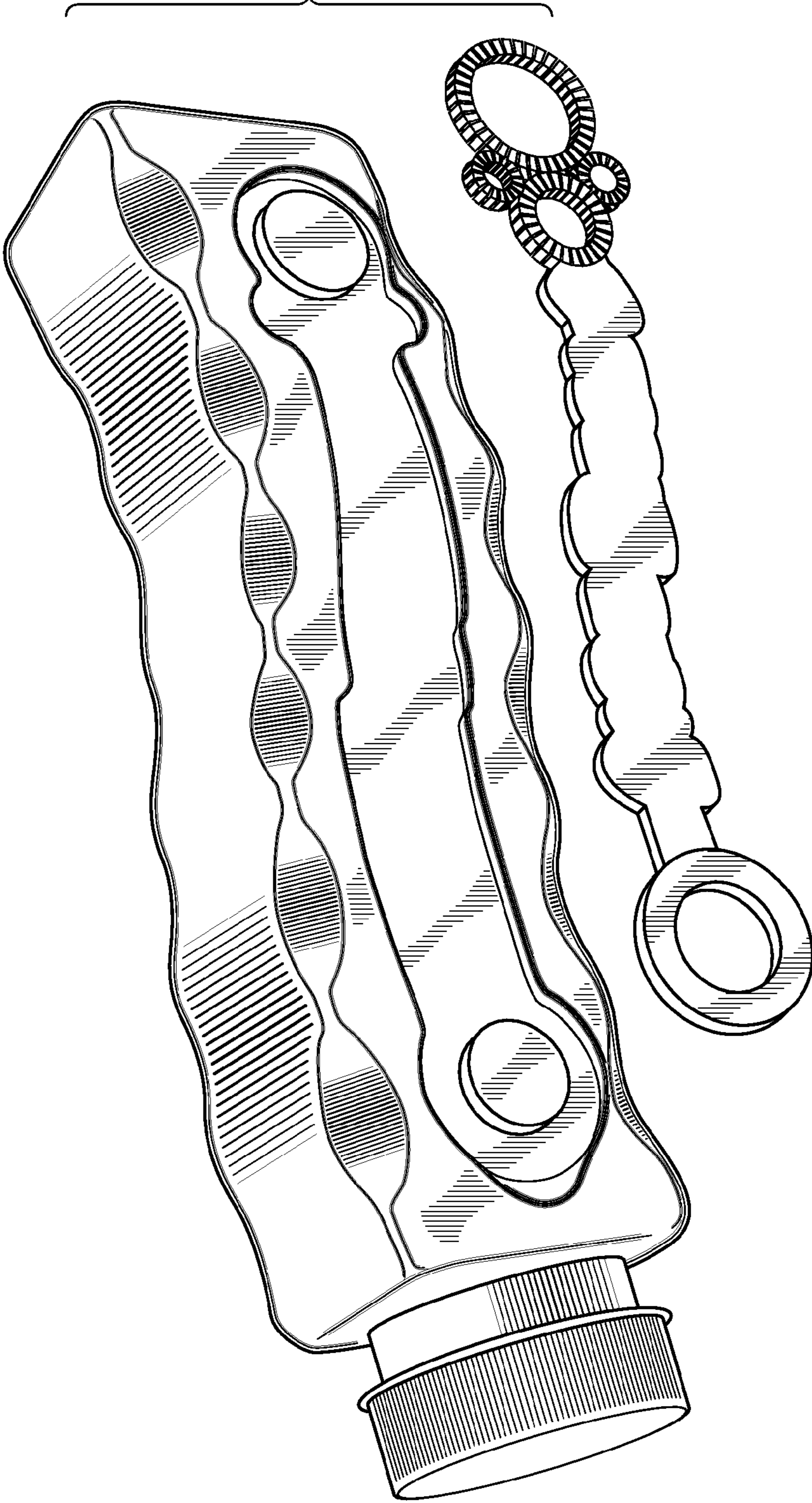


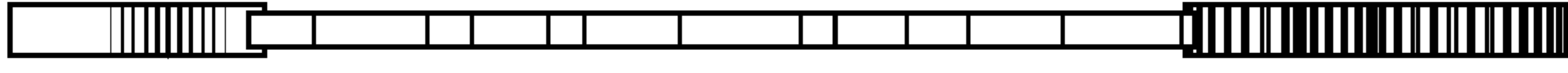
*Fig. 5*




*Fig. 4*

Fig. 8







*Fig. 14*



*Fig. 13*



*Fig. 12*



*Fig. 11*



*Fig. 9*



*Fig. 10*