



US00D548089S

(12) **United States Design Patent** (10) **Patent No.:** **US D548,089 S**
Waldner (45) **Date of Patent:** **** Aug. 7, 2007**

(54) **CONTAINER**

(75) Inventor: **Thomas Waldner**, Malmo (SE)

(73) Assignee: **Tetra Laval Holdings & Finance S.A.**,
Pully (CH)

(**) Term: **14 Years**

(21) Appl. No.: **29/263,903**

(22) Filed: **Aug. 1, 2006**

Related U.S. Application Data

(62) Division of application No. 29/210,858, filed on Aug. 9, 2004, now Pat. No. Des. 537,346.

(51) **LOC (8) Cl.** **09-01**

(52) **U.S. Cl.** **D9/516; D9/503**

(58) **Field of Classification Search** D9/417,
D9/430-431, 433, 510, 512, 514, 516-517,
D9/547, 560, 563-564, 568, 571-574; 215/379,
215/381-385, 393, 395; 220/677, 678
See application file for complete search history.

(56) **References Cited**

U.S. PATENT DOCUMENTS

D103,049 S * 2/1937 Higgins D9/574
D263,450 S * 3/1982 Dutcher et al. D9/430
D274,221 S * 6/1984 Biesecker D9/503
D276,889 S * 12/1984 Biesecker D9/500
D282,910 S * 3/1986 Biesecker D9/560
D304,551 S * 11/1989 Desgrippes D9/556
D331,367 S * 12/1992 Armstrong D9/553
D447,941 S * 9/2001 Quensel et al. D9/417

D448,286 S * 9/2001 Quensel et al. D9/417
6,554,146 B1 * 4/2003 DeGroff et al. 215/381
D475,929 S * 6/2003 Bakic D9/574
D479,690 S * 9/2003 DeGroff D9/538
D480,966 S * 10/2003 Iwano D9/432
D483,267 S * 12/2003 Boldrini et al. D9/573
D489,265 S * 5/2004 Boldrini et al. D9/520
D489,989 S * 5/2004 Boldrini et al. D9/520
D535,189 S * 1/2007 Pitman et al. D9/452

* cited by examiner

Primary Examiner—Ian Simmons

Assistant Examiner—Dana Sipos

(74) *Attorney, Agent, or Firm*—Buchanan Ingersoll & Rooney PC

(57) **CLAIM**

The ornamental design for a container, as shown and described.

DESCRIPTION

FIG. 1 is a front elevational view of a container showing my new design.

FIG. 2 is a rear elevational view thereof.

FIG. 3 is a right side elevational view thereof


FIG. 4 is a left side elevational view thereof.

FIG. 5 is a top plan view thereof; and,

FIG. 6 is a bottom plan view thereof.

The broken lines shown in the drawings are for illustrative purposes only and form no part of the claimed design.

1 Claim, 3 Drawing Sheets






FIG. 1




FIG. 2




FIG. 3




FIG. 4

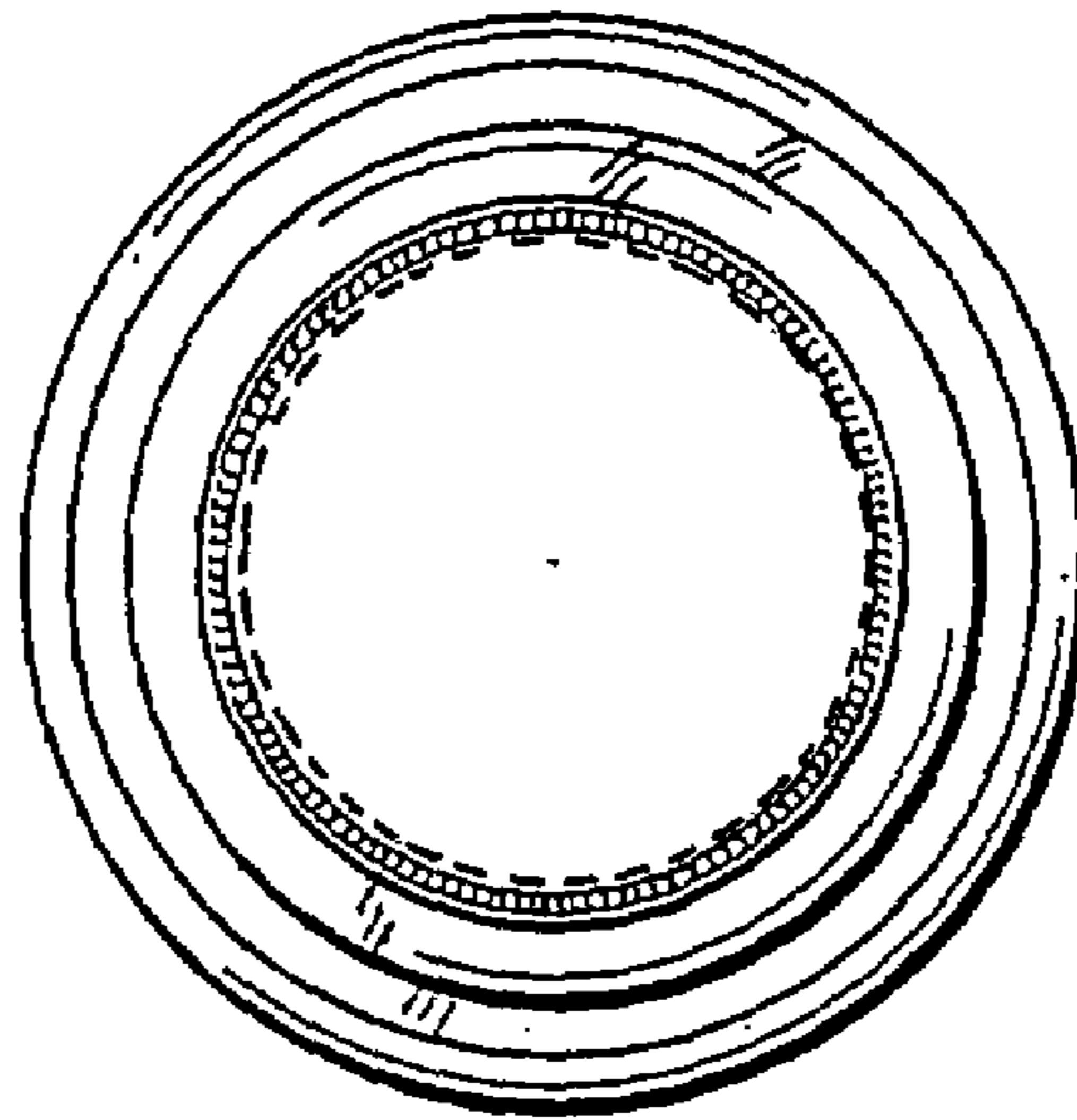


FIG. 5

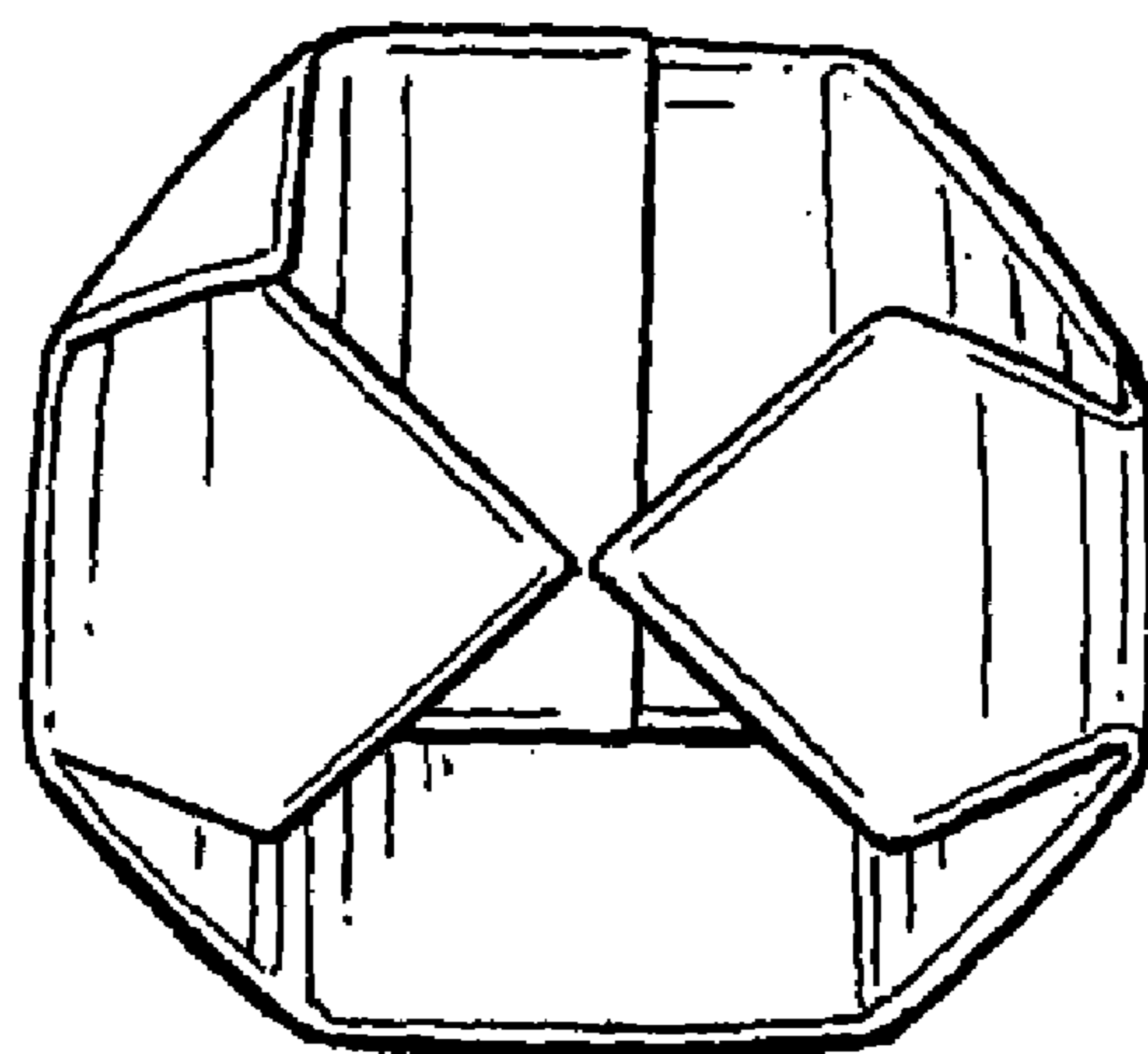


FIG. 6