



US00D548077S

(12) **United States Design Patent** (10) **Patent No.:** **US D548,077 S**
Rocco (45) **Date of Patent:** **** Aug. 7, 2007**

(54) **BEVERAGE INDICATOR SLEEVE FOR A CUP**

(76) Inventor: **Thomas Rocco**, 50-54 186th St., Fresh Meadows, NY (US) 11365

(**) Term: **14 Years**

(21) Appl. No.: **29/267,078**

(22) Filed: **Oct. 4, 2006**

(51) **LOC (8) Cl.** **09-07**

(52) **U.S. Cl.** **D9/444; D9/452**

(58) **Field of Classification Search** D9/711,
D9/702, 499, 444, 434; D7/624.2, 624.1;
220/15, 903, 738, 739; D5/99, 16; 224/904
See application file for complete search history.

(56) **References Cited**

U.S. PATENT DOCUMENTS

D3,579	S	*	7/1869	Henson	D5/7
D97,313	S	*	10/1935	Wagner	D5/7
D216,870	S	*	3/1970	Gregor	D9/429
4,877,119	A		10/1989	Hosking		
5,205,473	A	*	4/1993	Coffin, Sr.	229/403
5,222,656	A	*	6/1993	Carlson	229/403
5,385,260	A	*	1/1995	Gatcomb	229/400
5,492,077	A		2/1996	Rose		
5,839,581	A		11/1997	Vagedes		
5,826,786	A	*	10/1998	Dickert	229/403
D401,122	S	*	11/1998	Rench et al.	D7/624.2
6,152,363	A	*	11/2000	Rule, Jr.	229/403

6,158,612	A	*	12/2000	Alpert	220/739
D442,860	S	*	5/2001	Symons et al.	D9/428
6,265,040	B1	*	7/2001	Neale et al.	428/36.5
6,277,454	B1	*	8/2001	Neale et al.	428/34.2
6,814,253	B2	*	11/2004	Wong	220/739
D522,862	S	*	6/2006	Owens et al.	D9/452
D524,118	S	*	7/2006	Gregorczyk	D7/624.2

* cited by examiner

Primary Examiner—Robert M. Spear

Assistant Examiner—Susan Bennett Hattan

(74) *Attorney, Agent, or Firm*—The Farrell Law Firm

(57) **CLAIM**

The ornamental design for a beverage indicator sleeve for a cup, as shown and described.

DESCRIPTION

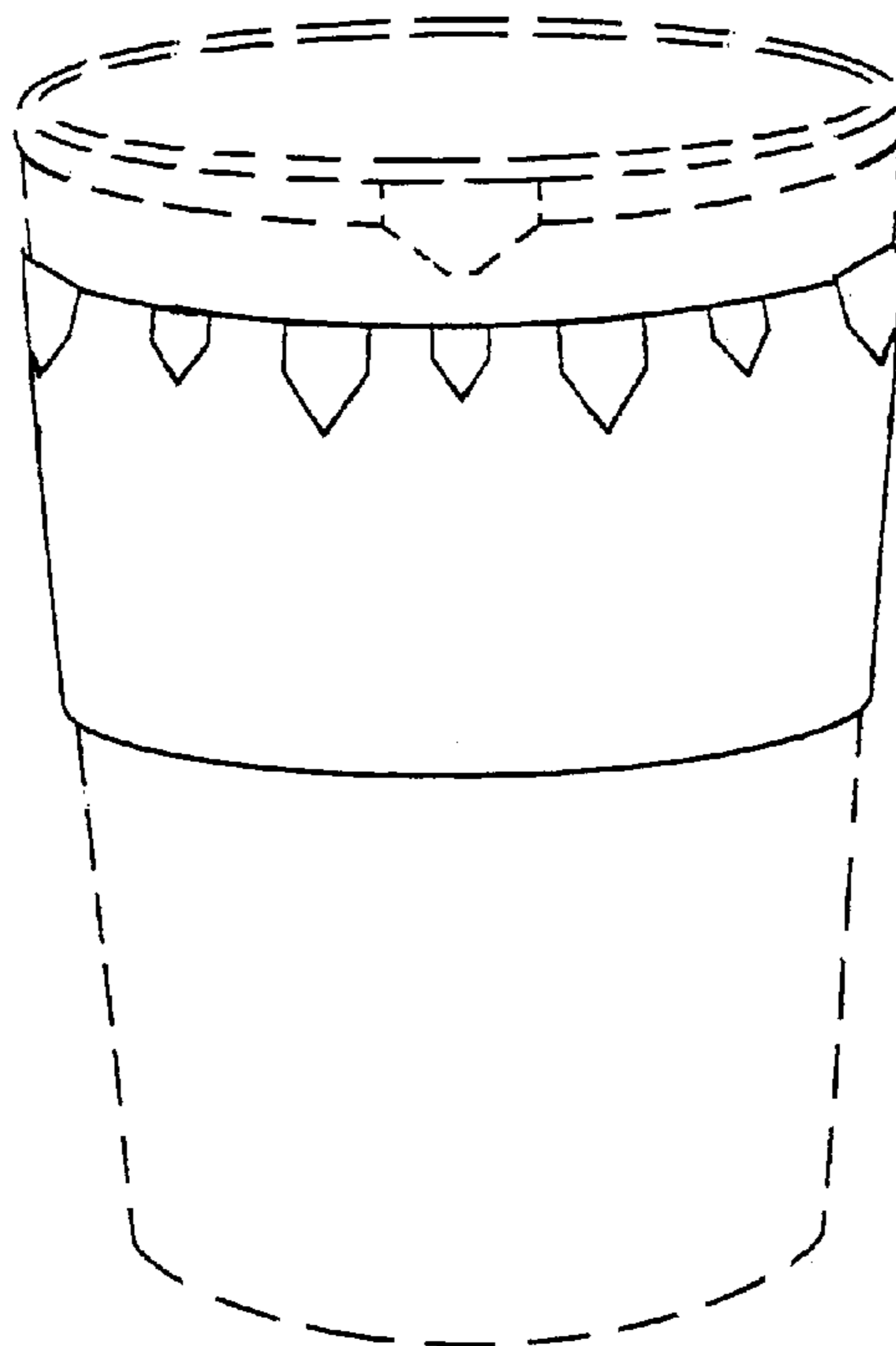
FIG. 1 is a elevational view illustrating a beverage indicator sleeve for a cup in accordance with the design;

FIG. 2 is a perspective view illustrating the beverage indicator sleeve for a cup of FIG. 1; and,

FIG. 3 is a perspective view of the beverage indicator sleeve for a cup shown in FIGS. 1 and 2, assembled on a cup and a lid.

The broken line showing of a cup and lid is included for the purpose of illustration only and forms no part of the claimed design.

1 Claim, 2 Drawing Sheets



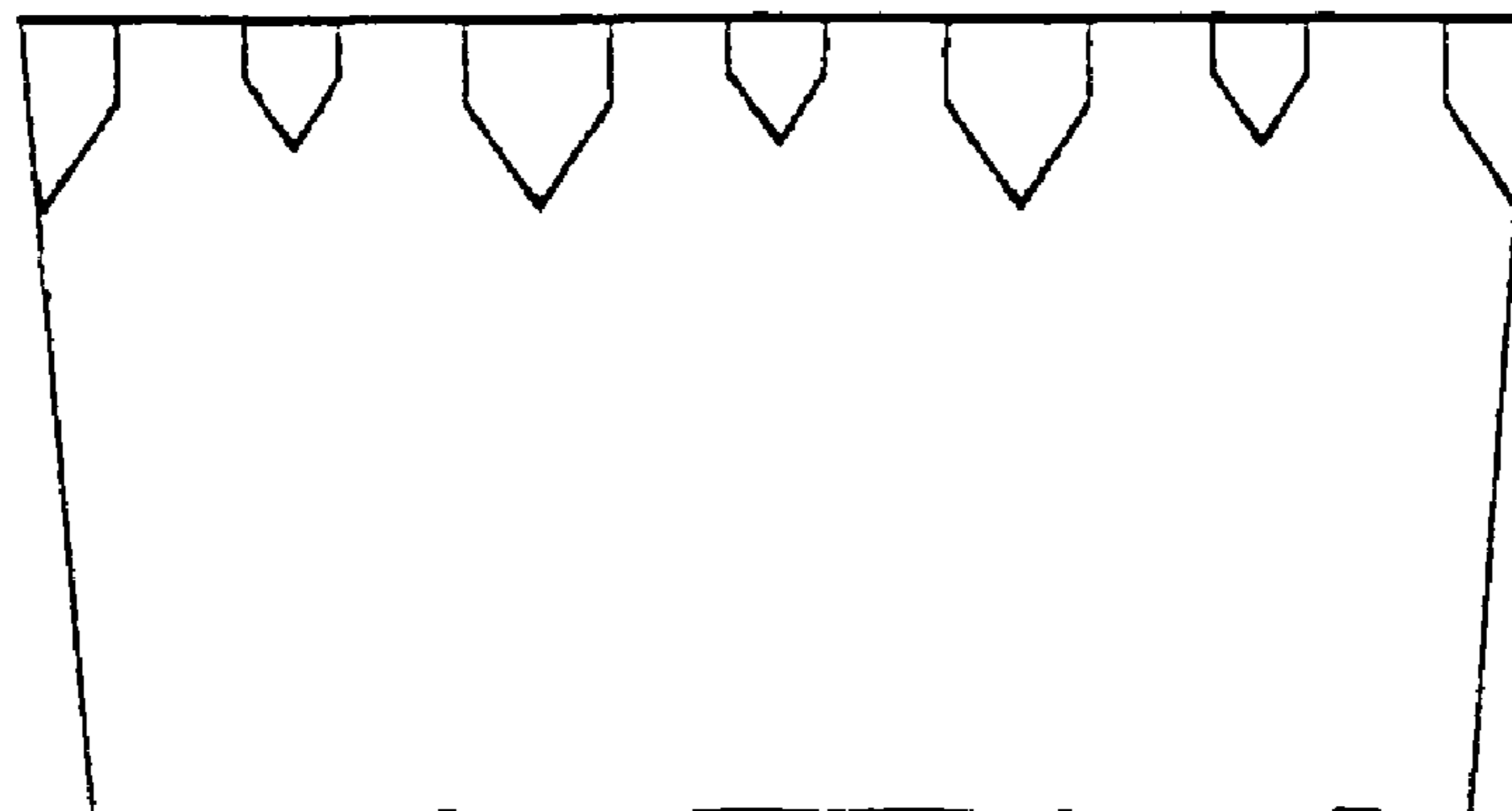


FIG. 1

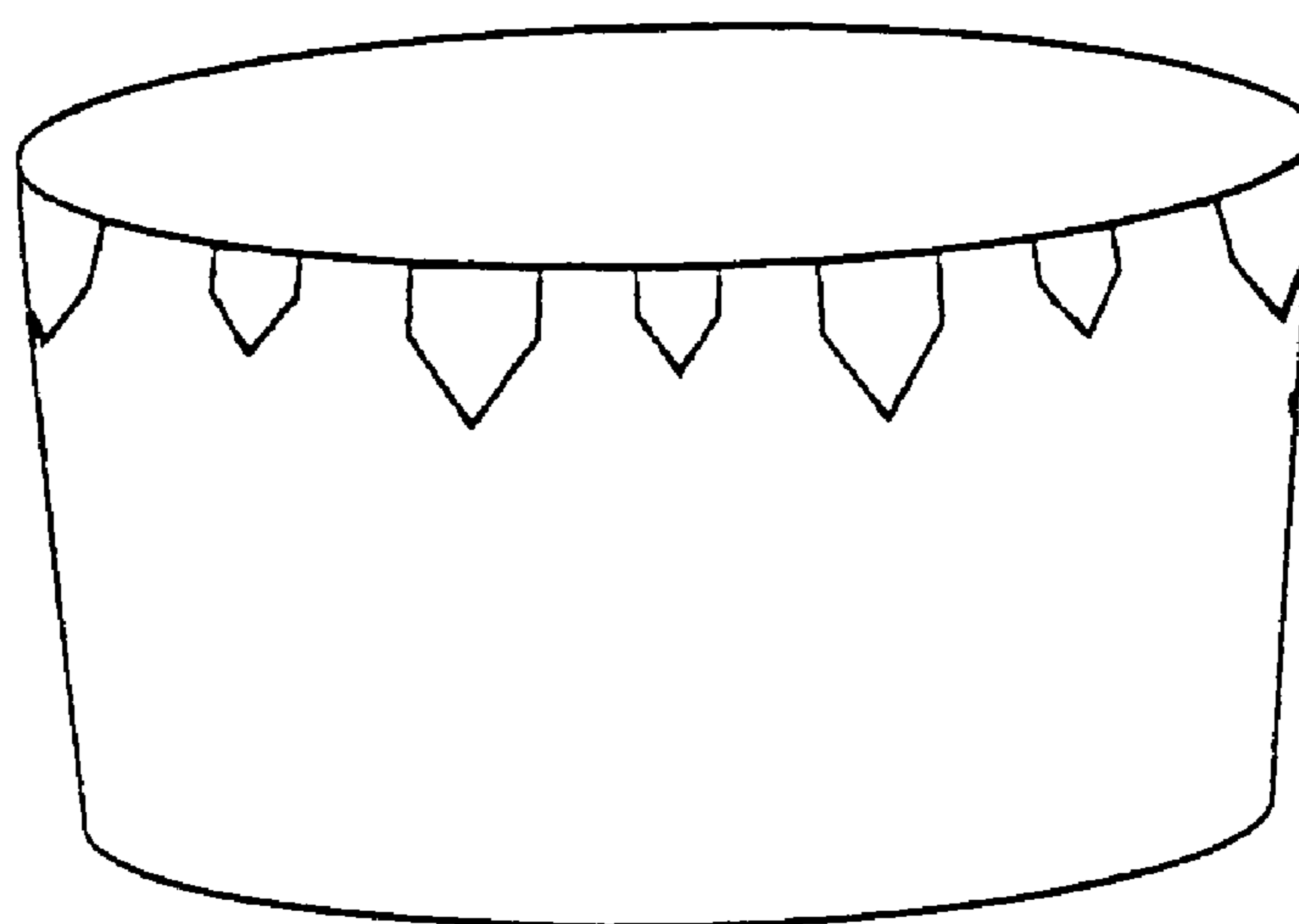


FIG. 2

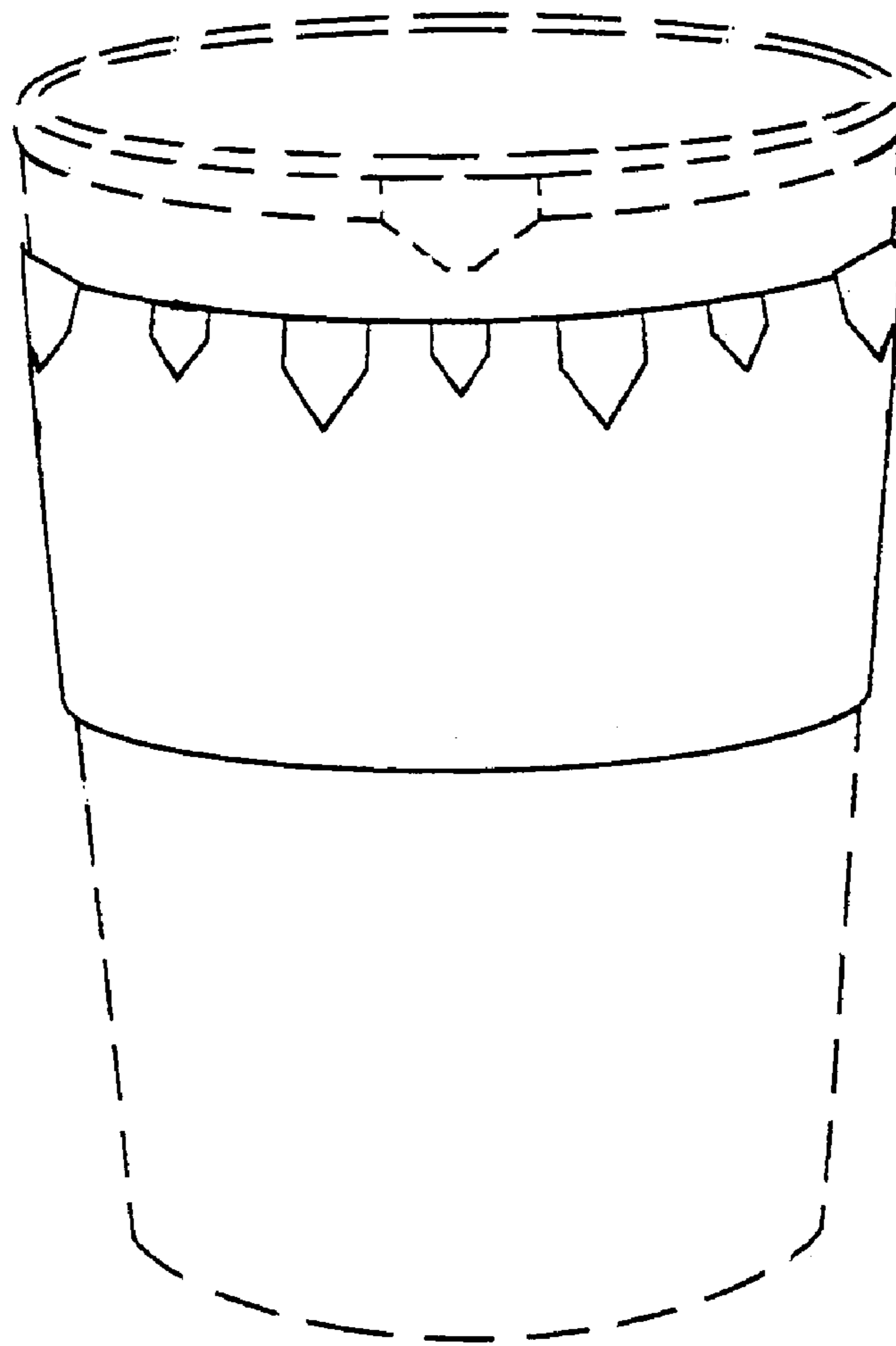


FIG. 3