

US00D548073S

(12) **United States Design Patent** (10) **Patent No.:** **US D548,073 S**  
**Peaslee** (45) **Date of Patent:** **\*\* Aug. 7, 2007**

(54) **BAG CARRIER**

(75) Inventor: **Jonathan Peaslee**, Laguna Hills, CA (US)

(73) Assignee: **The Sack Rack, LLC.**, Chino Hills, CA (US)

(\*\*) Term: **14 Years**

(21) Appl. No.: **29/266,405**

(22) Filed: **Sep. 20, 2006**

(51) **LOC (8) Cl.** ..... **09-07**

(52) **U.S. Cl.** ..... **D9/434; D9/455**

(58) **Field of Classification Search** ..... D9/455, D9/434; D8/356, 315, 300; D3/201; 294/159, 294/158, 137; 224/925  
See application file for complete search history.

(56) **References Cited**

**U.S. PATENT DOCUMENTS**

322,151 A	7/1885	Beaumont	
1,572,006 A	2/1926	Griffin	
3,302,837 A	2/1967	Montgomery	
5,181,757 A	1/1993	Montoya	
D336,732 S	6/1993	Joyner	
D340,863 S *	11/1993	Daigle .....	D9/434
5,433,494 A	7/1995	Du Buisson	
5,440,784 A	8/1995	Hull et al.	
5,441,323 A	8/1995	Goddard	
D363,024 S	10/1995	Martinez	
5,487,581 A	1/1996	Carmo et al.	
5,599,052 A	2/1997	Van Davelaar	
D388,326 S *	12/1997	Gurry et al. ....	D9/434
5,797,166 A	8/1998	Wagenheim	
D400,785 S	11/1998	Randall	
5,836,634 A	11/1998	Finkelman	
D417,393 S	12/1999	DiMeo et al.	

D441,653 S *	5/2001	LeRoux .....	D9/434
6,247,739 B1 *	6/2001	Lyon .....	294/159
D448,665 S *	10/2001	Lenczowski .....	D9/434
D458,130 S	6/2002	Ronne et al.	
6,883,207 B2	4/2005	Le Roux	
2004/0211236 A1 *	10/2004	Adelson .....	294/159

**FOREIGN PATENT DOCUMENTS**

CA 2062336 8/1993

\* cited by examiner

*Primary Examiner*—Robert M. Spear

*Assistant Examiner*—Susan Bennett Hattan

(74) *Attorney, Agent, or Firm*—Knobbe Martens Olson & Bear, LLP

(57) **CLAIM**

The ornamental design for a bag carrier, as shown and described.

**DESCRIPTION**

FIG. 1 is a top, front, and right side perspective view of the bag carrier of the present design;

FIG. 2 is a front elevational view of the bag carrier of the present design, the rear elevational view being a mirror image thereof;

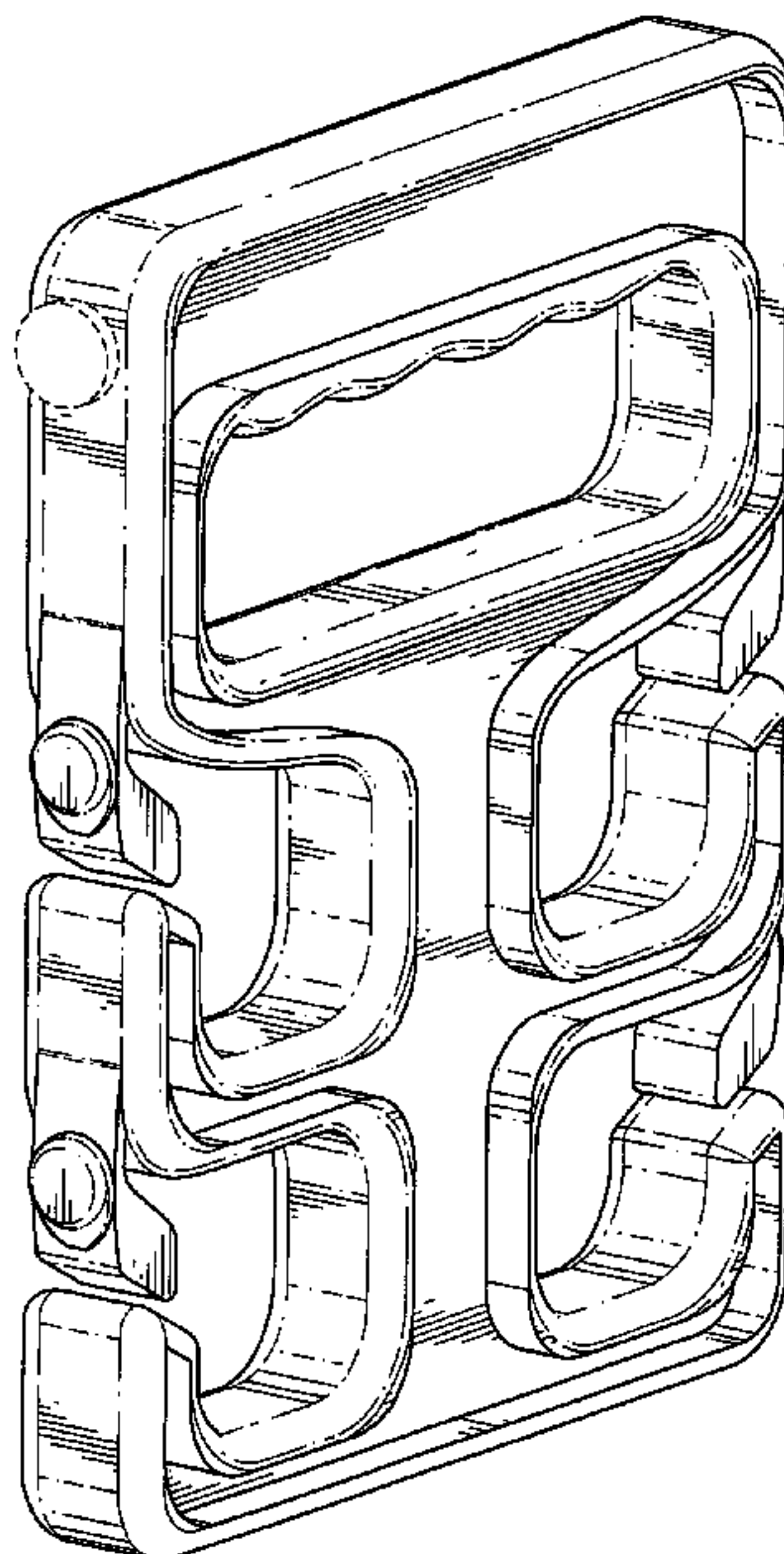
FIG. 3 is a top plan view of the bag carrier of the present design;

FIG. 4 is a bottom plan view of the bag carrier of the present design; and,

FIG. 5 is a right side plan view of the bag carrier of the present design, the left side being a mirror image thereof.

All features illustrated in phantom line are expressly disclaimed and form no part of the claimed design.

**1 Claim, 4 Drawing Sheets**



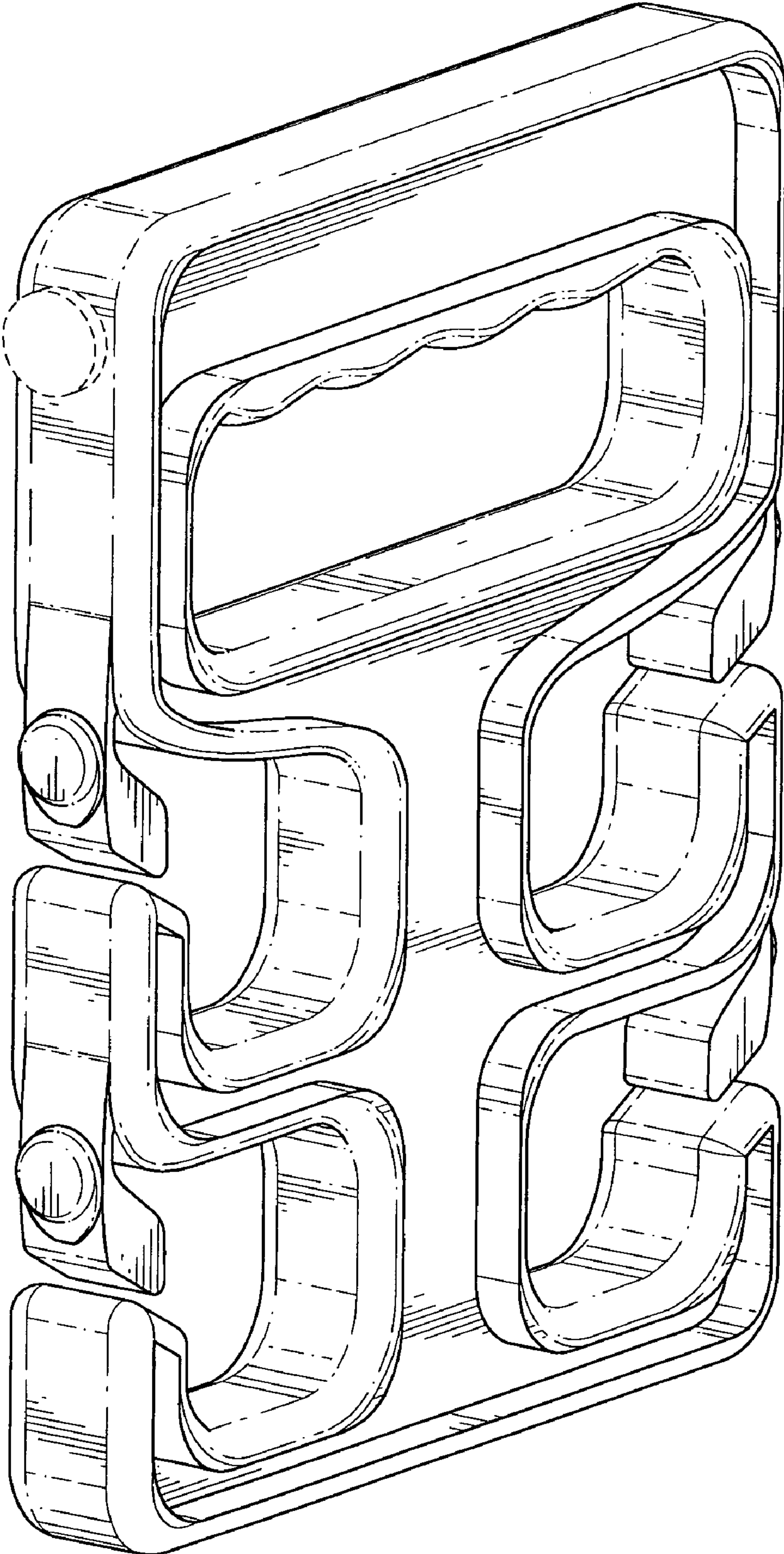


FIG. 1

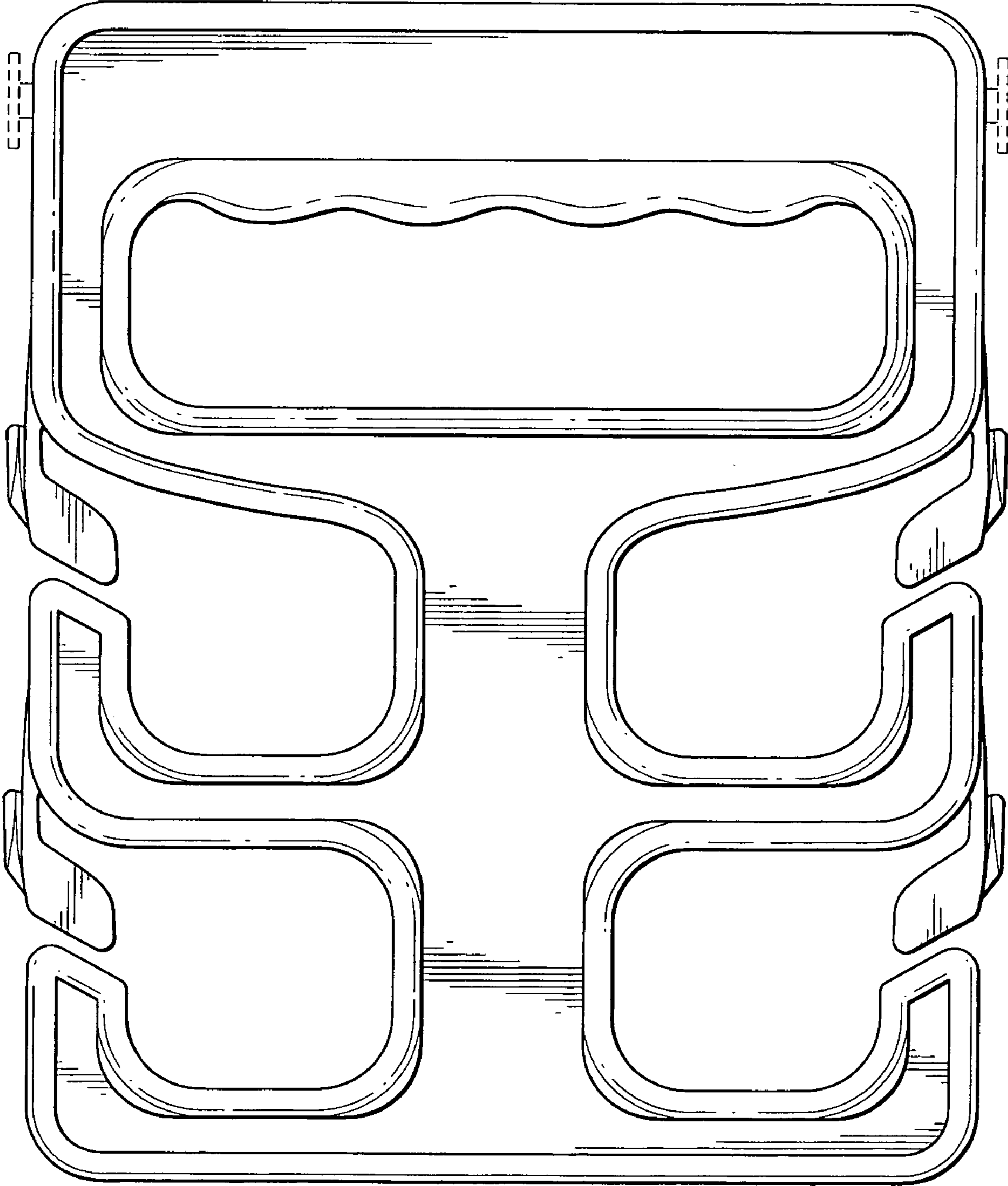


FIG. 2




FIG. 3


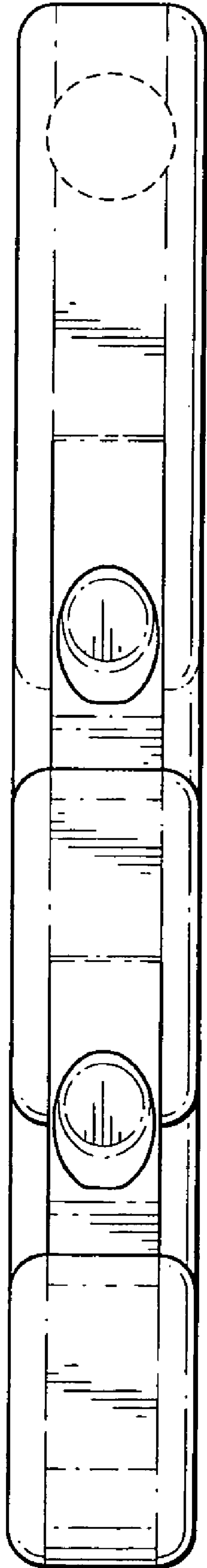


FIG. 4



*FIG. 5*