

US00D548041S

(12) **United States Design Patent**
Littrell et al.

(10) **Patent No.:** **US D548,041 S**

(45) **Date of Patent:** **** Aug. 7, 2007**

(54) **BOLT SEAL**

(75) Inventors: **Paul A Littrell**, Fort Wayne, IN (US);
Wanda K Beard, Angola, IN (US);
David L Gilbert, Fort Wayne, IN (US)

(73) Assignee: **Tydenbrammall**, Angola, IN (US)

(**) Term: **14 Years**

(21) Appl. No.: **29/259,171**

(22) Filed: **May 4, 2006**

(51) **LOC (8) Cl.** **08-07**

(52) **U.S. Cl.** **D8/331**

(58) **Field of Classification Search** D8/330-348;
292/137, 162, 145, 314, 150-151, 318-319,
292/327; 411/143, 326, 368, 5, 353, 374,
411/910; 70/50, 53

See application file for complete search history.

(56) **References Cited**

U.S. PATENT DOCUMENTS

1,803,803 A	5/1931	Kaufman	
2,341,469 A	2/1944	Newall	
2,799,027 A	7/1957	Hatebur	
4,023,225 A	5/1977	Tochilkin et al.	
4,802,699 A	2/1989	Smith	
4,802,700 A *	2/1989	Stevenson et al.	292/327
4,936,612 A	6/1990	Kohn	
5,064,326 A *	11/1991	Davis et al.	411/368
5,127,687 A	7/1992	Guiler	
5,165,740 A	11/1992	Curnes et al.	
D345,291 S *	3/1994	Brown	D8/331

5,855,054 A	1/1999	Rivera et al.
6,161,273 A	12/2000	Rivera et al.
6,550,829 B1	4/2003	Dobson
D514,425 S	2/2006	Hamilton et al.

FOREIGN PATENT DOCUMENTS

DE	19928703	12/2000
JP	01099740 A	4/1989
JP	08309472 A	11/1996

* cited by examiner

Primary Examiner—Mitchell Siegel

(74) *Attorney, Agent, or Firm*—Pillsbury Winthrop Shaw Pittman LLP

(57) **CLAIM**

The ornamental design for a bolt seal, as shown and described.

DESCRIPTION

FIG. 1 is a perspective illustration of the bolt seal according to our design, the perspective being from the top end of the bolt seal;

FIG. 2 is a perspective illustration of the bolt seal illustrated in FIG. 1, the perspective being from the bottom end of the bolt seal;

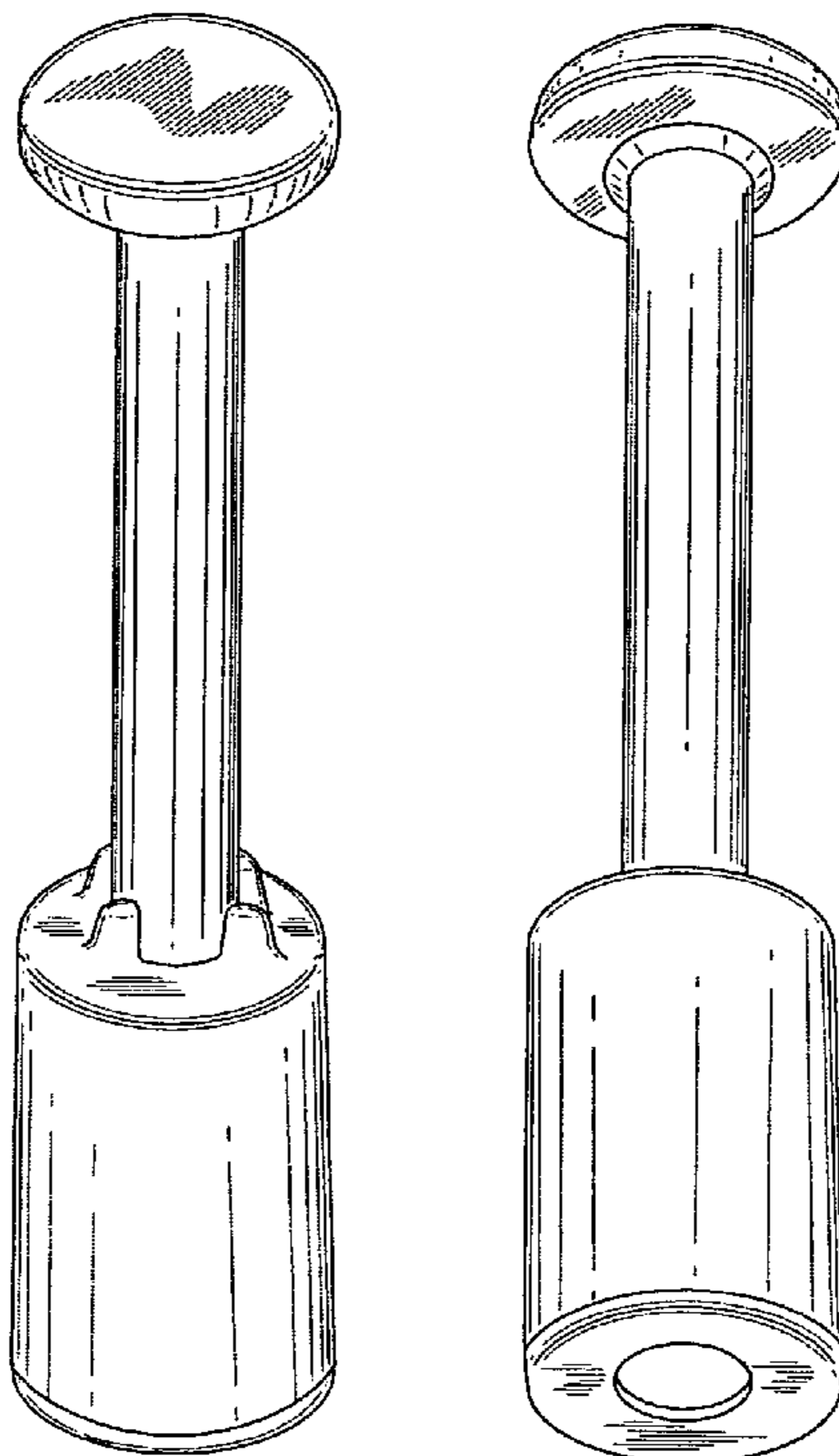
FIG. 3 is a left side view thereof;

FIG. 4 is a right side view thereof;

FIG. 5 is a top plan view thereof; and,

FIG. 6 is a bottom plan view thereof.

1 Claim, 3 Drawing Sheets



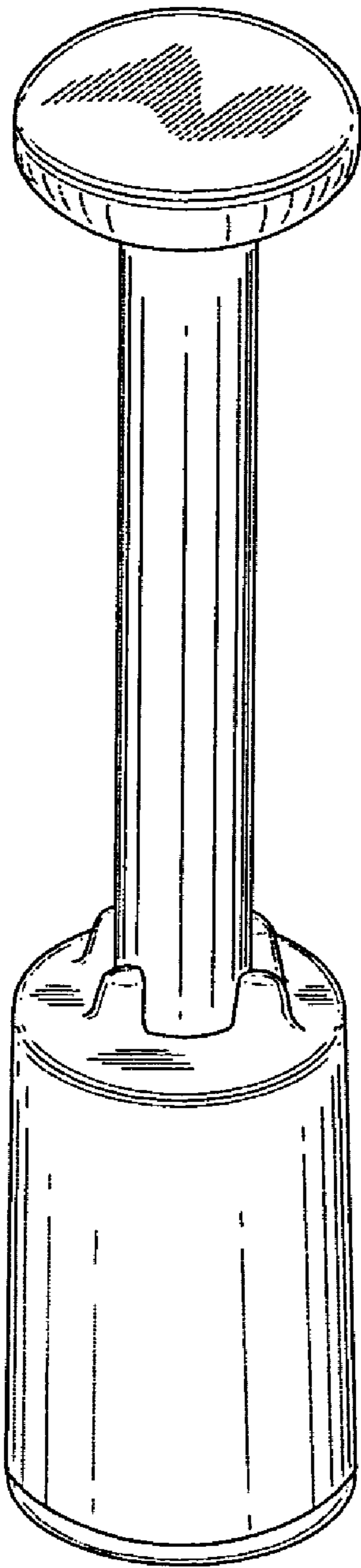


FIG. 1

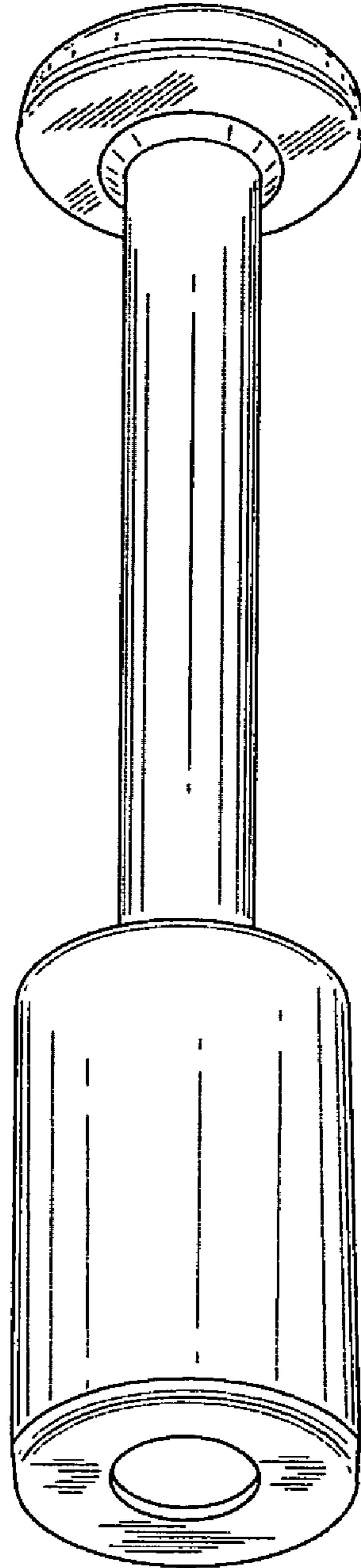


FIG. 2

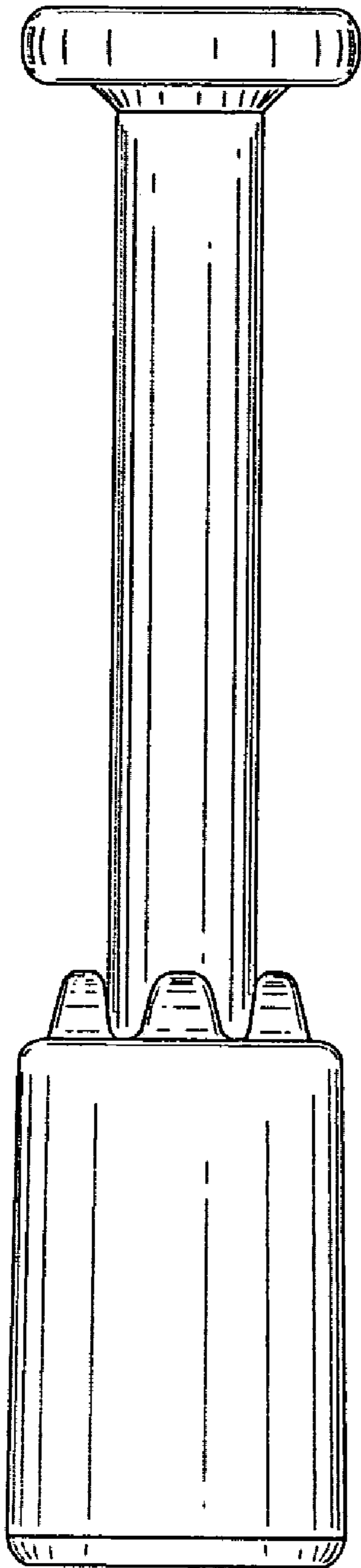


FIG. 3

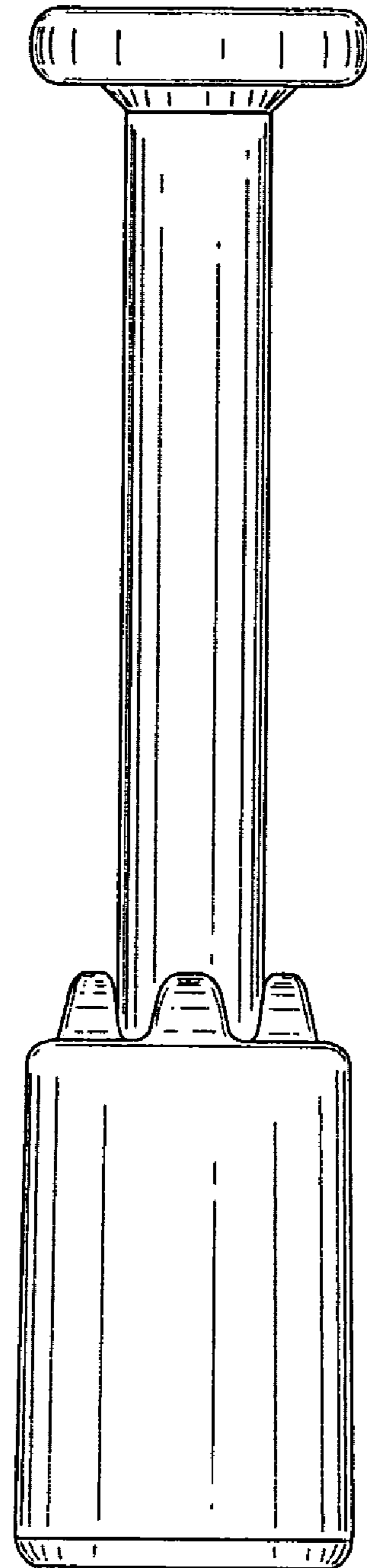


FIG. 4




FIG. 5

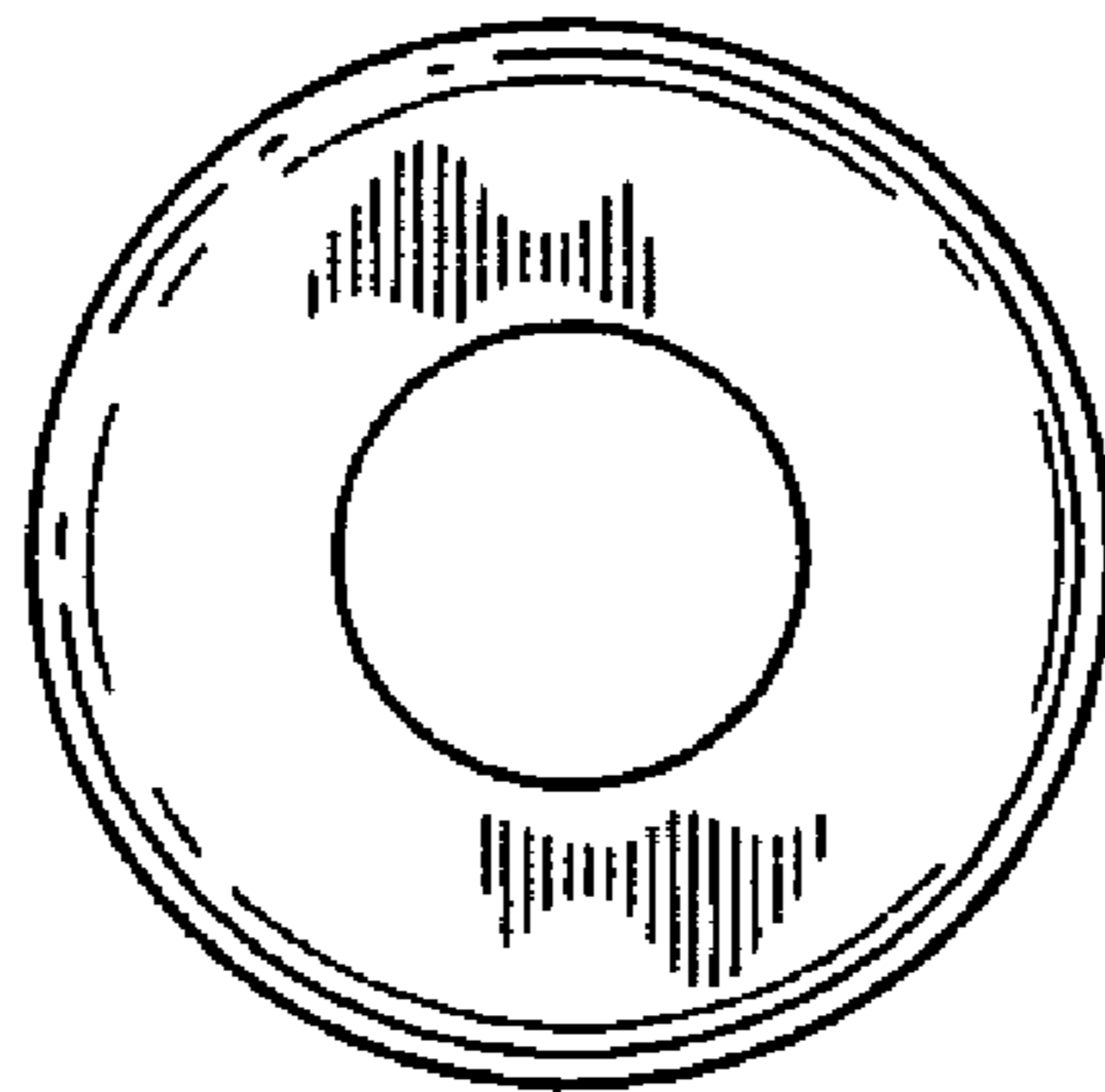


FIG. 6