



US00D548026S

(12) **United States Design Patent**
Whiteman

(10) **Patent No.:** **US D548,026 S**

(45) **Date of Patent:** **** Aug. 7, 2007**

(54) **WINE DISPLAY RACK**

(75) Inventor: **Jack D. Whiteman**, Dallas, TX (US)

(73) Assignee: **Pecan Ridge Vineyards, LLC**,
Okemah, OK (US)

(**) Term: **14 Years**

(21) Appl. No.: **29/275,033**

(22) Filed: **Dec. 9, 2006**

(51) **LOC (8) Cl.** **06-04**

(52) **U.S. Cl.** **D7/701**

(58) **Field of Classification Search** D7/619.1,
D7/701-708; D20/10, 19, 41; D6/449, 457,
D6/463, 471, 466-469; 211/72-75, 182,
211/194; 248/152, 158, 146, 174, 311.2,
248/312, 311.3

See application file for complete search history.

(56) **References Cited**

U.S. PATENT DOCUMENTS

2,338,310	A *	1/1944	Barnes	211/74
3,901,389	A *	8/1975	Belokin, Jr.	211/74
D247,660	S	4/1978	Tortorici		
D250,625	S *	12/1978	Leventhal	D7/701
D252,004	S	6/1979	Leventhal		
D252,065	S *	6/1979	Leventhal	D7/706
D253,802	S	1/1980	Loud et al.		
D255,520	S	6/1980	Lyons		
D273,647	S	5/1984	Kandarian		
4,482,065	A *	11/1984	Altemose	211/74
4,496,124	A *	1/1985	Cole	248/146
4,546,887	A	10/1985	Cohn		
D283,859	S	5/1986	Padgett		
D288,156	S	2/1987	Nuncio		
4,795,038	A *	1/1989	Johnson	211/74
5,025,936	A *	6/1991	Lamoureux	211/74

5,180,066	A	1/1993	McArdle		
D351,535	S	10/1994	Renegar		
D378,265	S	3/1997	Vicard et al.		
D418,724	S	1/2000	Williams		
D434,619	S	12/2000	Janis		
6,234,325	B1 *	5/2001	Higgins et al.	211/74
D471,773	S	3/2003	Weiss et al.		
D472,432	S	4/2003	Goodman et al.		
D512,283	S	12/2005	Pratt		
D525,091	S	7/2006	Baxter et al.		
7,080,743	B1	7/2006	Wolseth		

* cited by examiner

Primary Examiner—Terry A. Wallace

(74) *Attorney, Agent, or Firm*—Mary M. Lee

(57) **CLAIM**

The ornamental design for a wine display rack, as shown and described.

DESCRIPTION

FIG. 1 is a front perspective view of a wine display, showing my new design, wherein the broken lines represent wine bottles and the placement of text, logo, graphics or surface ornamentation.

FIG. 2 is a front view of a wine display rack, showing my new design.

FIG. 3 is a top plan view thereof.

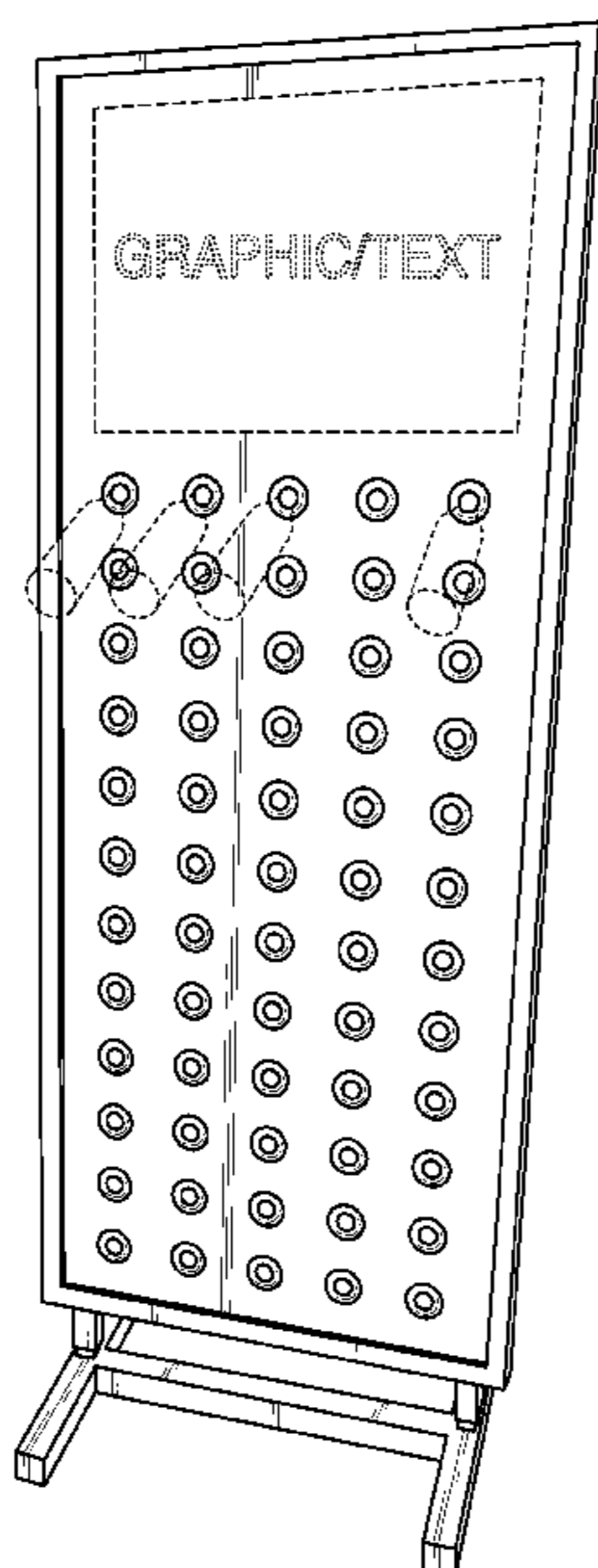
FIG. 4 is a bottom plan view of thereof.

FIG. 5 is a side elevational view of the wine display rack, the other side being a mirror image thereof; and,

FIG. 6 is a rear elevational view of the wine display rack.

The broken lines are for illustrative purposes only and form no part of the claimed design.

1 Claim, 5 Drawing Sheets



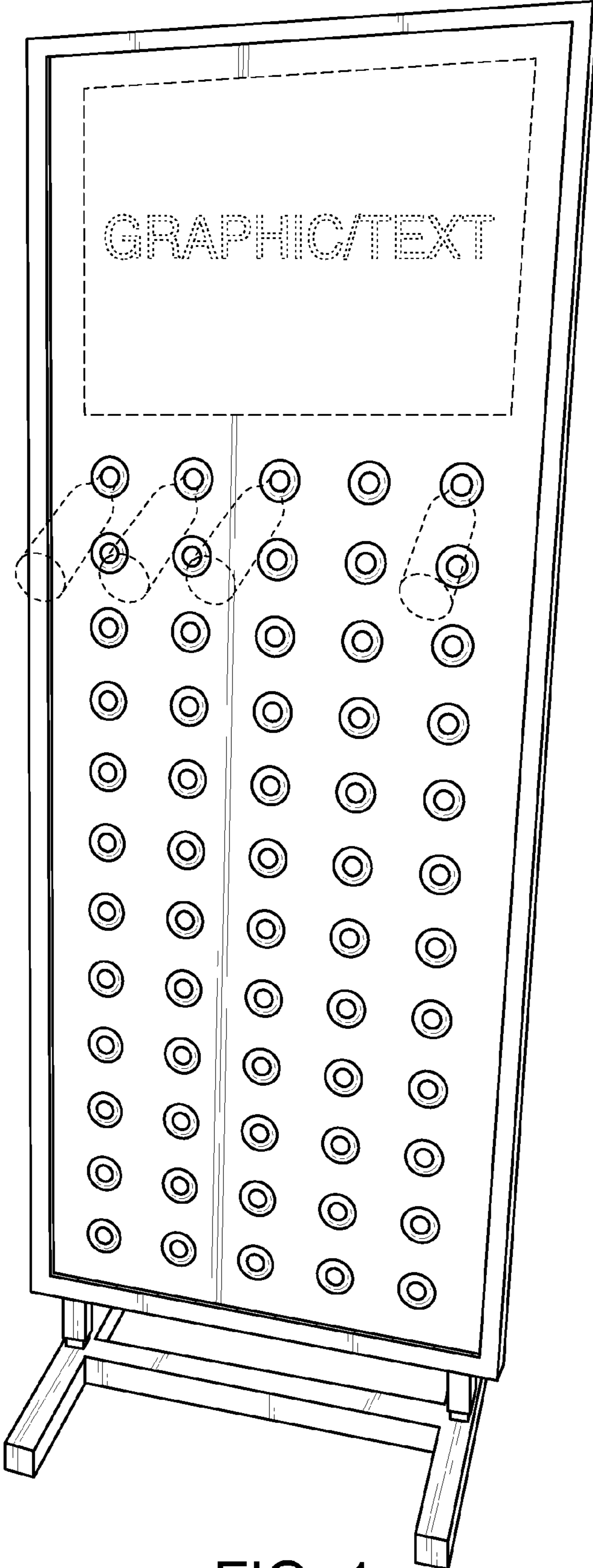


FIG. 1




FIG. 2

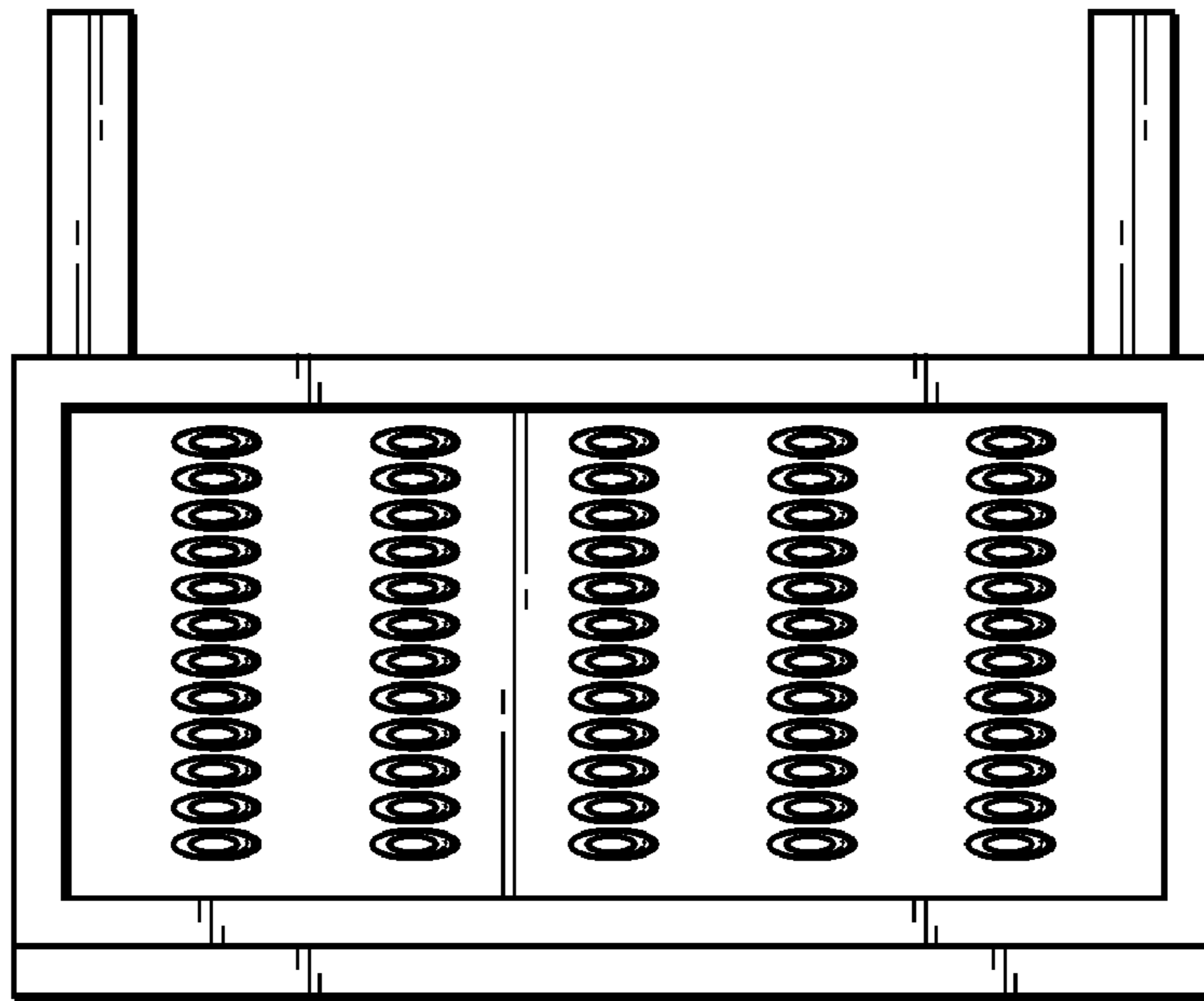


FIG. 3

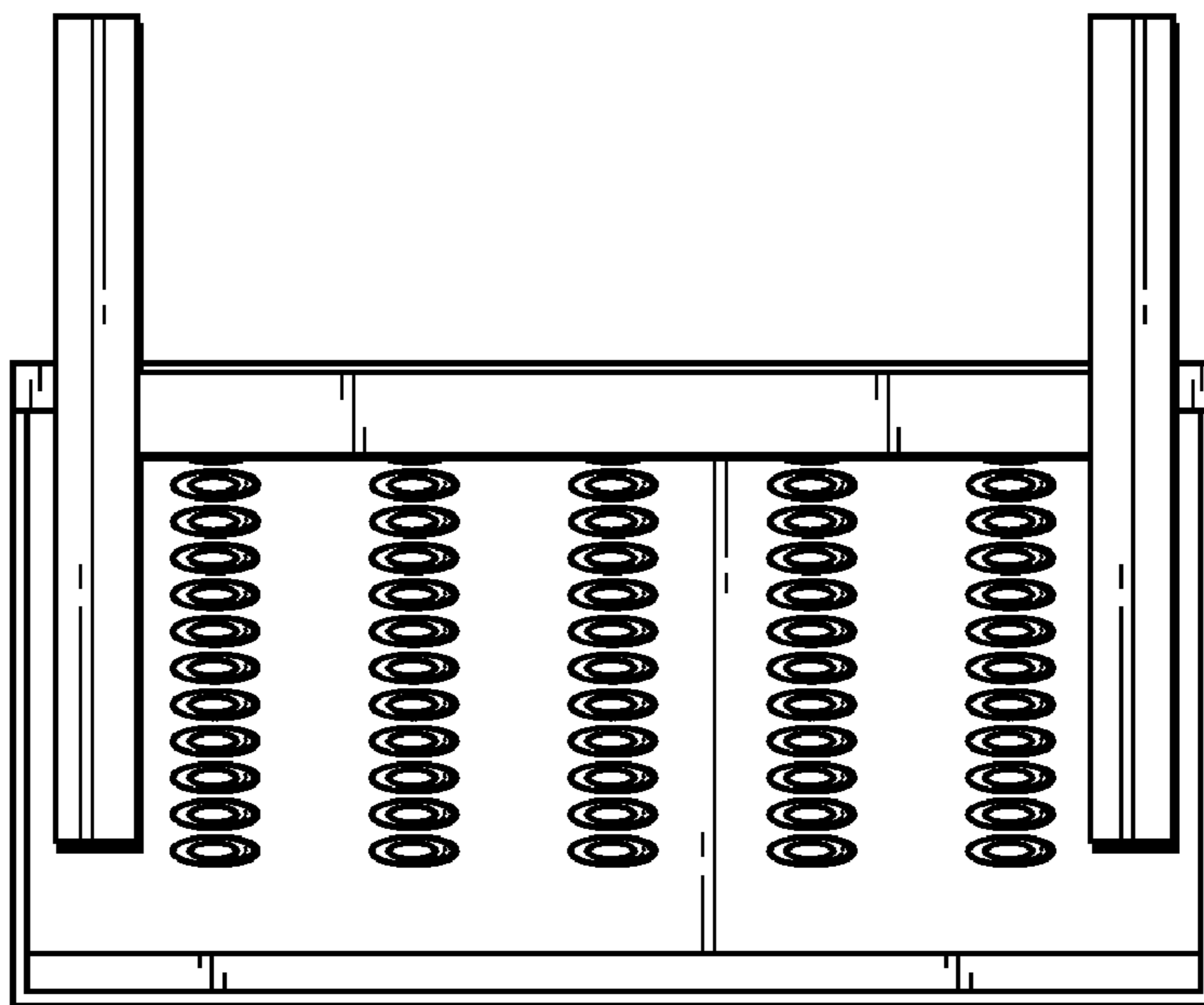


FIG. 4

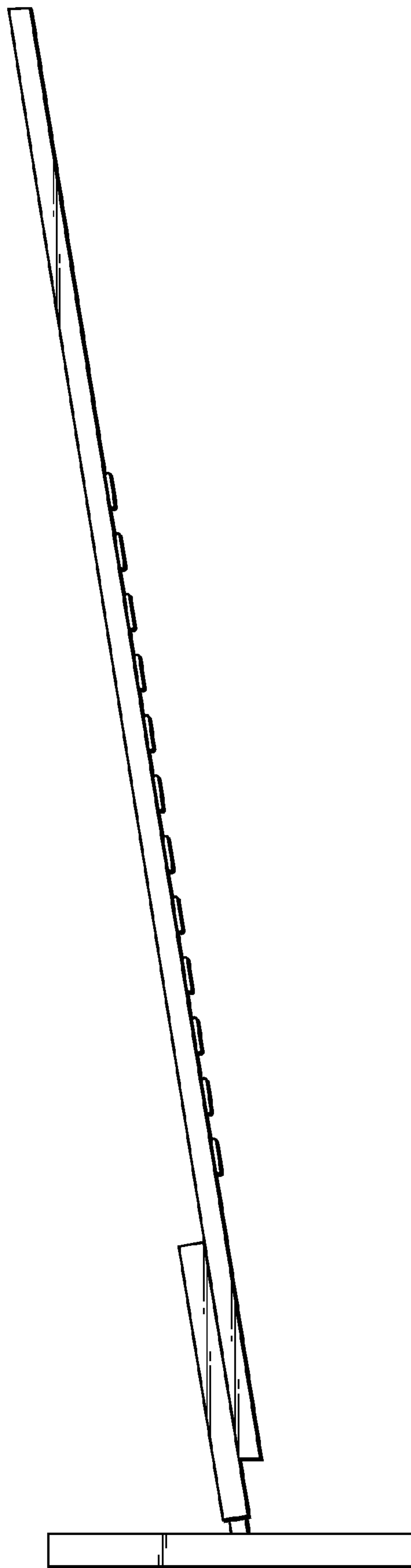


FIG. 5




FIG. 6