

US00D548024S

(12) **United States Design Patent**
Trinque

(10) **Patent No.:** **US D548,024 S**

(45) **Date of Patent:** **** Aug. 7, 2007**

(54) **KITCHEN AID**

(75) **Inventor:** **Robert M. Trinque**, South Salem, NY
(US)

(73) **Assignee:** **Leifheit AG**, Nassau/Lahn (DE)

(**) **Term:** **14 Years**

(21) **Appl. No.:** **29/248,298**

(22) **Filed:** **Aug. 8, 2006**

(30) **Foreign Application Priority Data**

Feb. 8, 2006 (EM) 000478177

(51) **LOC (8) Cl.** **07-03**

(52) **U.S. Cl.** **D7/693**

(58) **Field of Classification Search** D7/680-696,
D7/393, 395; 30/115, 278, 279.2, 279.4,
30/279.6, 123.5, 123.6

See application file for complete search history.

(56) **References Cited**

U.S. PATENT DOCUMENTS

D161,534 S * 1/1951 Riley D7/693
2,554,189 A * 5/1951 Hall 30/123.5

3,921,287 A * 11/1975 Gomez 30/123.5
D394,193 S * 5/1998 Deglon D7/693
D421,698 S * 3/2000 Wang D7/693
D488,681 S * 4/2004 Overthun et al. D7/693

* cited by examiner

Primary Examiner—Terry A. Wallace

(74) *Attorney, Agent, or Firm*—Darby & Darby

(57) **CLAIM**

The ornamental design for a kitchen aid, as shown and described.

DESCRIPTION

FIG. 1 is a top, front, and right side perspective view of the kitchen aid, showing my new design;

FIG. 2 is a front view thereof;

FIG. 3 is a back view thereof;

FIG. 4 is a left side view thereof;

FIG. 5 is a top view thereof;

FIG. 6 is a bottom view thereof; and,

FIG. 7 is a right side view thereof.

1 Claim, 2 Drawing Sheets

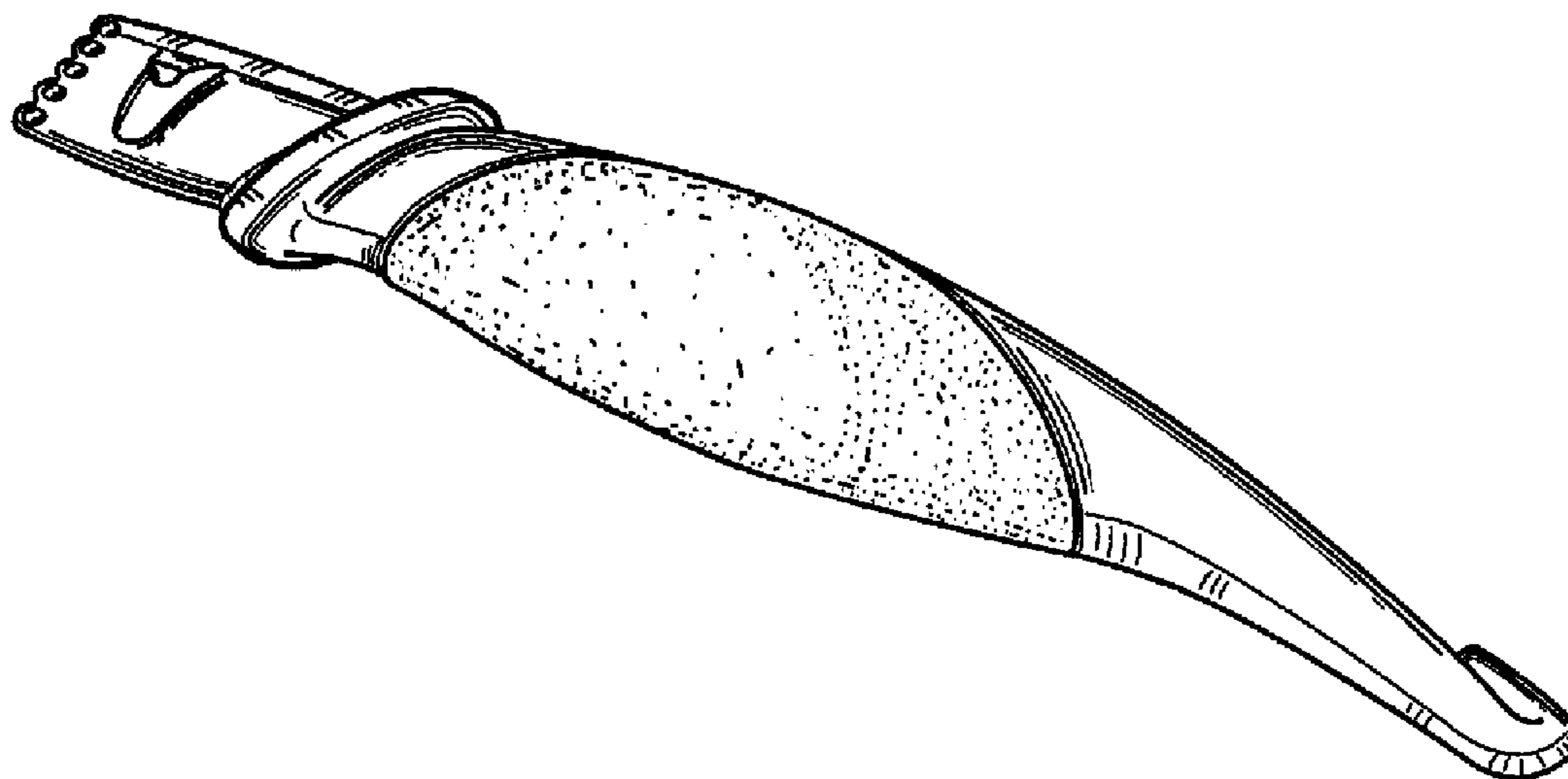


FIG. 1

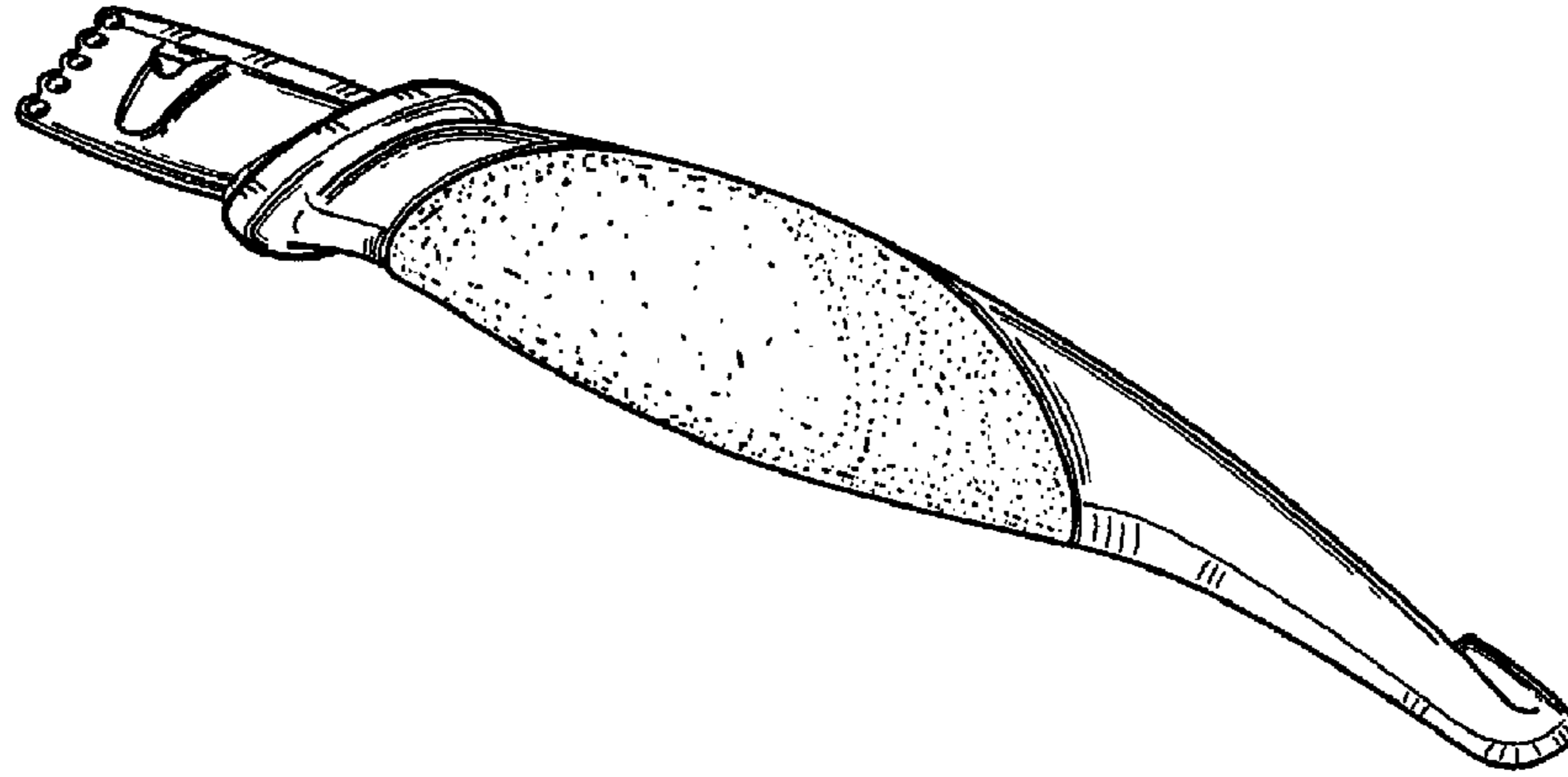


FIG. 2



FIG. 3

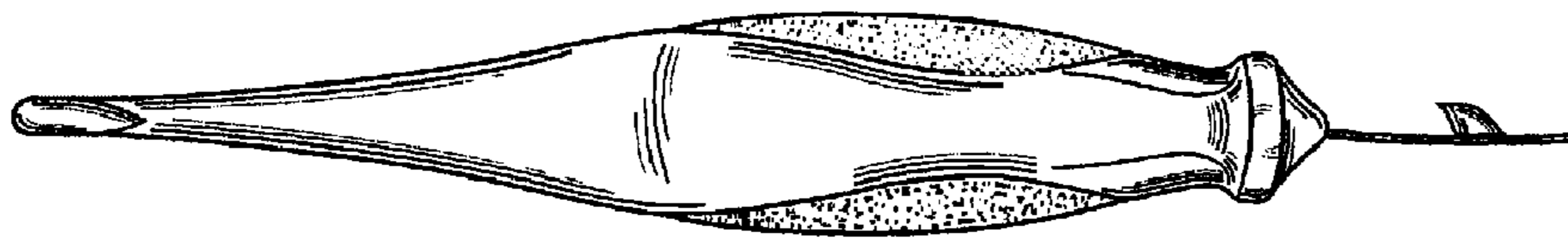


FIG. 4

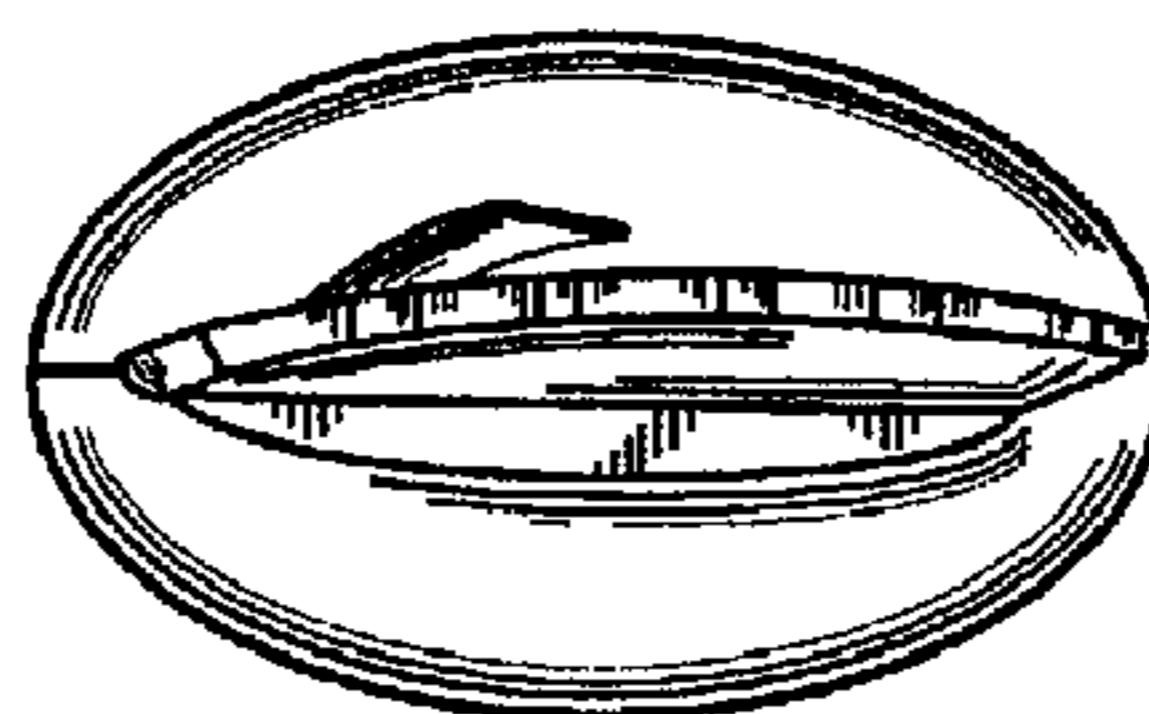


FIG. 5




FIG. 6




FIG. 7

