



US00D548020S

(12) **United States Design Patent**
Verde

(10) **Patent No.:** **US D548,020 S**

(45) **Date of Patent:** **** Aug. 7, 2007**

(54) **SALAD UTENSIL SET**

(75) Inventor: **Johan Verde**, Bergen (NO)

(73) Assignee: **Norsk Stalpress AS**, Bergen (NO)

(**) Term: **14 Years**

(21) Appl. No.: **29/257,302**

(22) Filed: **Mar. 31, 2006**

(30) **Foreign Application Priority Data**

Jan. 2, 2006 (NO) 2006 0001

(51) **LOC (8) Cl.** **07-03**

(52) **U.S. Cl.** **D7/653**

(58) **Field of Classification Search** D7/368,
D7/401.2, 642-664, 688-692, 683, 686;
30/142, 147-150, 322-328; 416/70 R
See application file for complete search history.

(56) **References Cited**

U.S. PATENT DOCUMENTS

D173,786 S *	1/1955	Bordelon	D7/653
D181,860 S *	1/1958	Krenchel	D7/653
D232,013 S *	7/1974	Cyren	D7/691
D263,442 S *	3/1982	Morin	D7/645
D299,806 S *	2/1989	Minuti	D7/653
D318,990 S *	8/1991	Giugiaro	D7/691
5,542,181 A *	8/1996	Gaylord	30/148
D375,234 S *	11/1996	Jørgensen	D7/691
D396,612 S *	8/1998	Lillelund et al.	D7/686
D491,419 S *	6/2004	White et al.	D7/653
D495,219 S *	8/2004	Jalet	D7/683
D517,378 S *	3/2006	Bodum	D7/642

* cited by examiner

Primary Examiner—Cathron C. Brooks

Assistant Examiner—Ricky Pham

(74) *Attorney, Agent, or Firm*—Abelman, Frayne & Schwab

(57) **CLAIM**

The ornamental design for salad utensil set, as shown and described.

DESCRIPTION

FIG. 1 is a front elevational view of the spoon of my new salad utensil set design;

FIG. 2 is a top plan view thereof;

FIG. 3 is a right side elevational view thereof with the left-side view being a mirror image;

FIG. 4 is a rear elevational view thereof;

FIG. 5 is a bottom plan view thereof;

FIG. 6 is a cross-sectional view along the line 6—6 of FIG. 4.

FIG. 7 is a front elevational view of the fork of my new salad utensil set design;

FIG. 8 is a top plan view thereof;

FIG. 9 is a right-side elevational view thereof with the left-side view being a mirror image;

FIG. 10 is a rear elevational view thereof;

FIG. 11 is a bottom view thereof; and,

FIG. 12 is a cross-sectional view taken along the line 12—12 of FIG. 10.

1 Claim, 4 Drawing Sheets

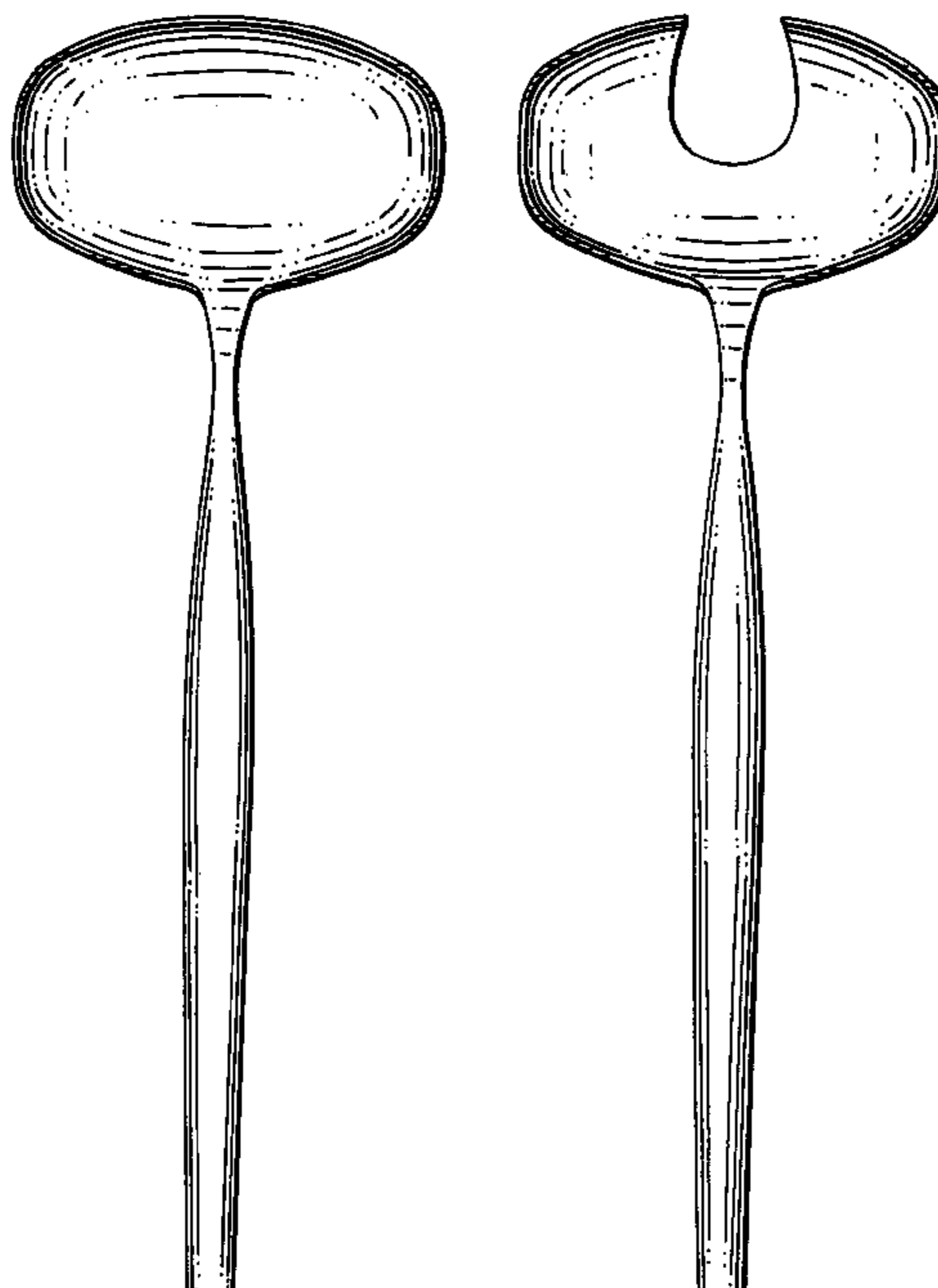


FIG. 1


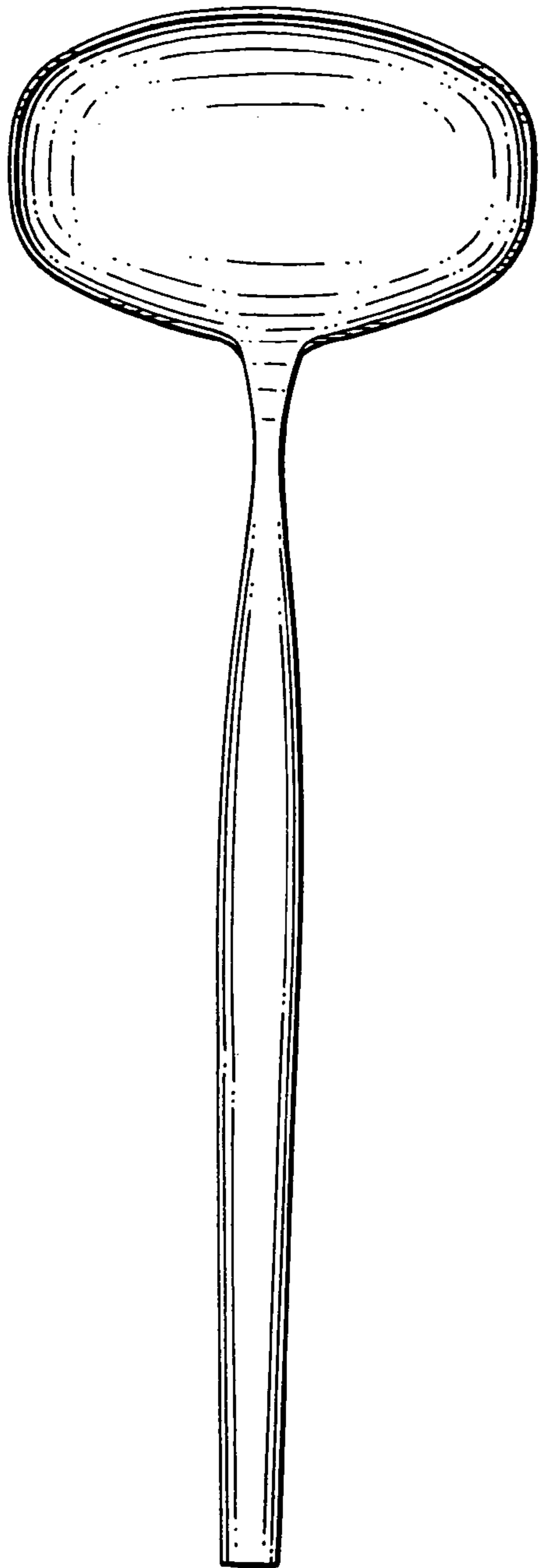


FIG. 2



FIG. 5

FIG. 3

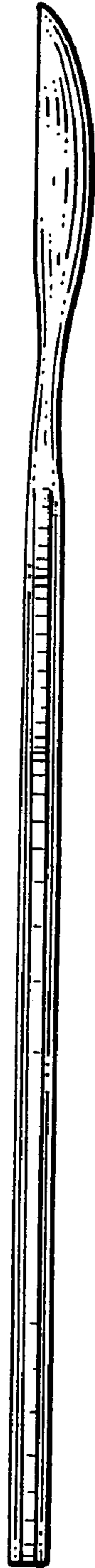


FIG. 4

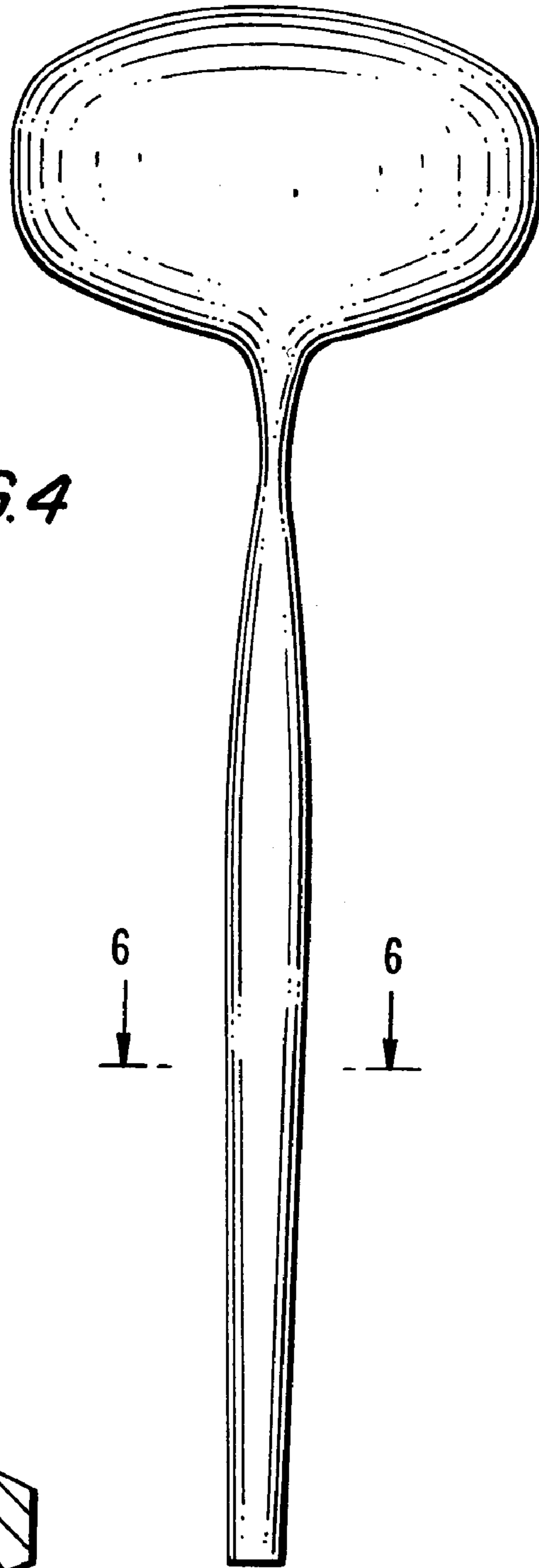


FIG. 6

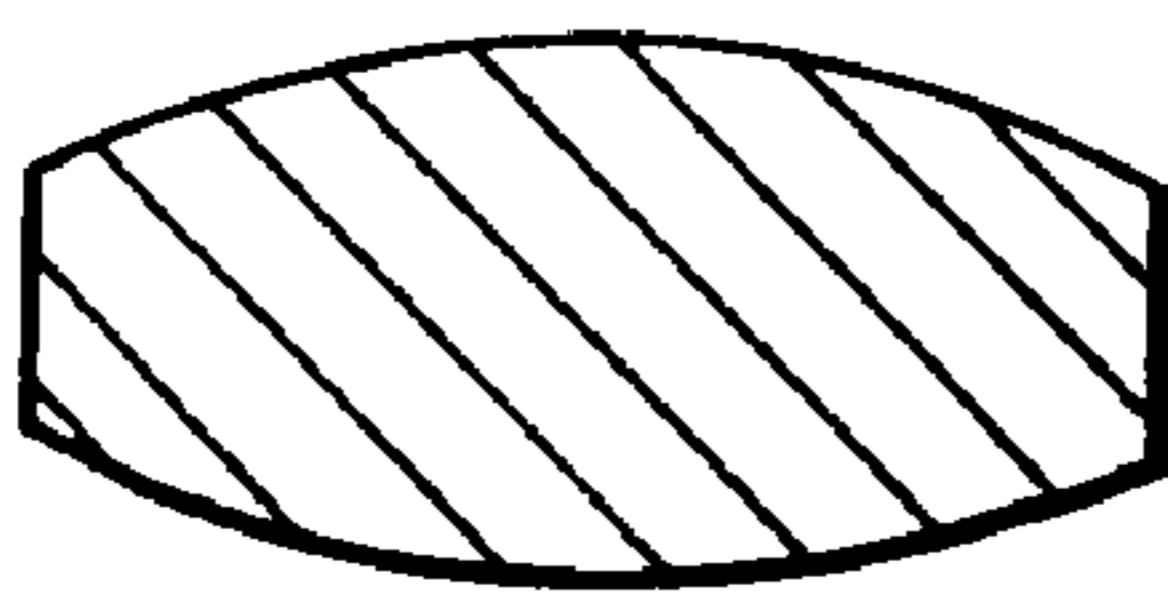


FIG. 7


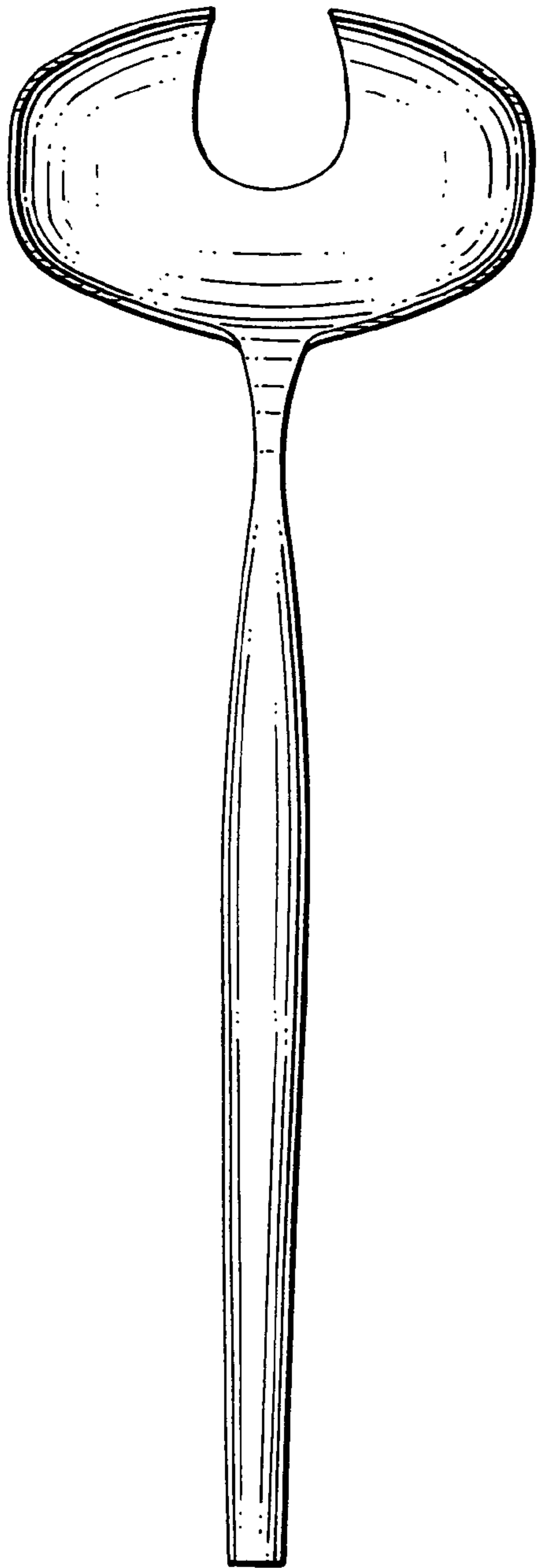


FIG. 8



FIG. 11

FIG. 9

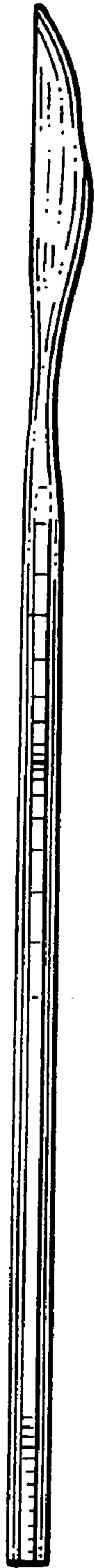


FIG. 10

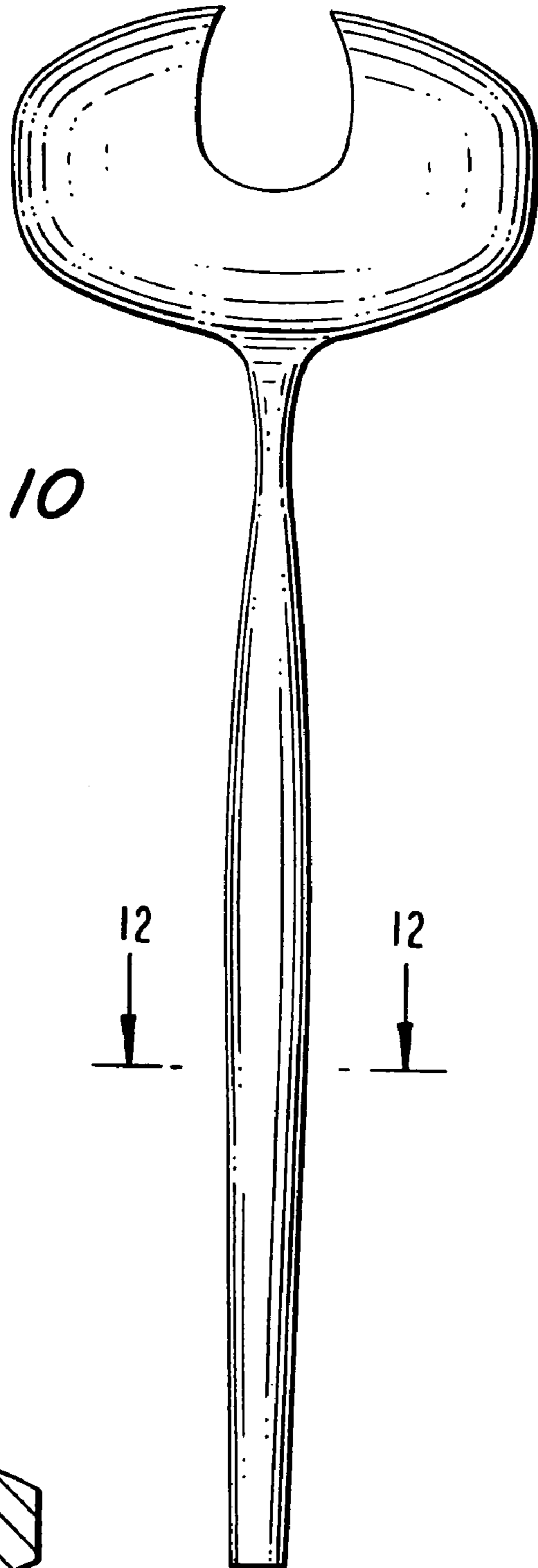


FIG. 12

