

US00D547994S

(12) **United States Design Patent**
Ezzo

(10) **Patent No.:** **US D547,994 S**
(45) **Date of Patent:** **** Aug. 7, 2007**

(54) **CONVERSION TRAY FOR MEDIA STORAGE CONTAINER**

(75) Inventor: **Mark A. Ezzo**, North Canton, OH (US)

(73) Assignee: **Nexpak Corporation**, Uniontown, OH (US)

(**) Term: **14 Years**

(21) Appl. No.: **29/239,897**

(22) Filed: **Oct. 5, 2005**

(51) **LOC (8) Cl.** **06-04**

(52) **U.S. Cl.** **D6/629**

(58) **Field of Classification Search** D6/407,
D6/450, 626-635; D9/433, 422, 418, 428,
D9/522, 523, 544, 663; D3/303, 294, 218;
D14/137, 479, 478, 474; 206/751, 755, 457,
206/312, 311, 310, 309, 308.2, 308.1, 307,
206/303, 232, 579, 493, 472; 720/719, 655,
720/728, 734; 211/40; 53/445, 462

See application file for complete search history.

(56) **References Cited**

U.S. PATENT DOCUMENTS

4,271,961 A	6/1981	Blankenmeister
5,310,054 A	5/1994	Stumpff
5,450,950 A	9/1995	Randolph
5,645,165 A	7/1997	Taniyama
5,669,499 A	9/1997	Chen

D403,197 S *	12/1998	Bandy et al.	D6/634
D433,266 S *	11/2000	Peterson et al.	D6/634
6,443,306 B1	9/2002	Davies		
D491,762 S *	6/2004	Hiramatsu	D6/632
D501,482 S *	2/2005	Goto	D14/478
D517,363 S *	3/2006	Goto	D6/629
D517,850 S *	3/2006	Goto	D6/629
D522,302 S *	6/2006	Goto	D6/629
2005/0092628 A1 *	5/2005	Chang	206/308.1

* cited by examiner

Primary Examiner—Charles A. Rademaker

Assistant Examiner—Charles Hanson

(74) *Attorney, Agent, or Firm*—Zollinger & Burleson Ltd.

(57) **CLAIM**

The ornamental design for the conversion tray for media storage container, as shown and described.

DESCRIPTION

FIG. 1 is a perspective view of a conversion tray for media storage container showing my new design;

FIG. 2 is a top plan view thereof;

FIG. 3 is a bottom plan view thereof;

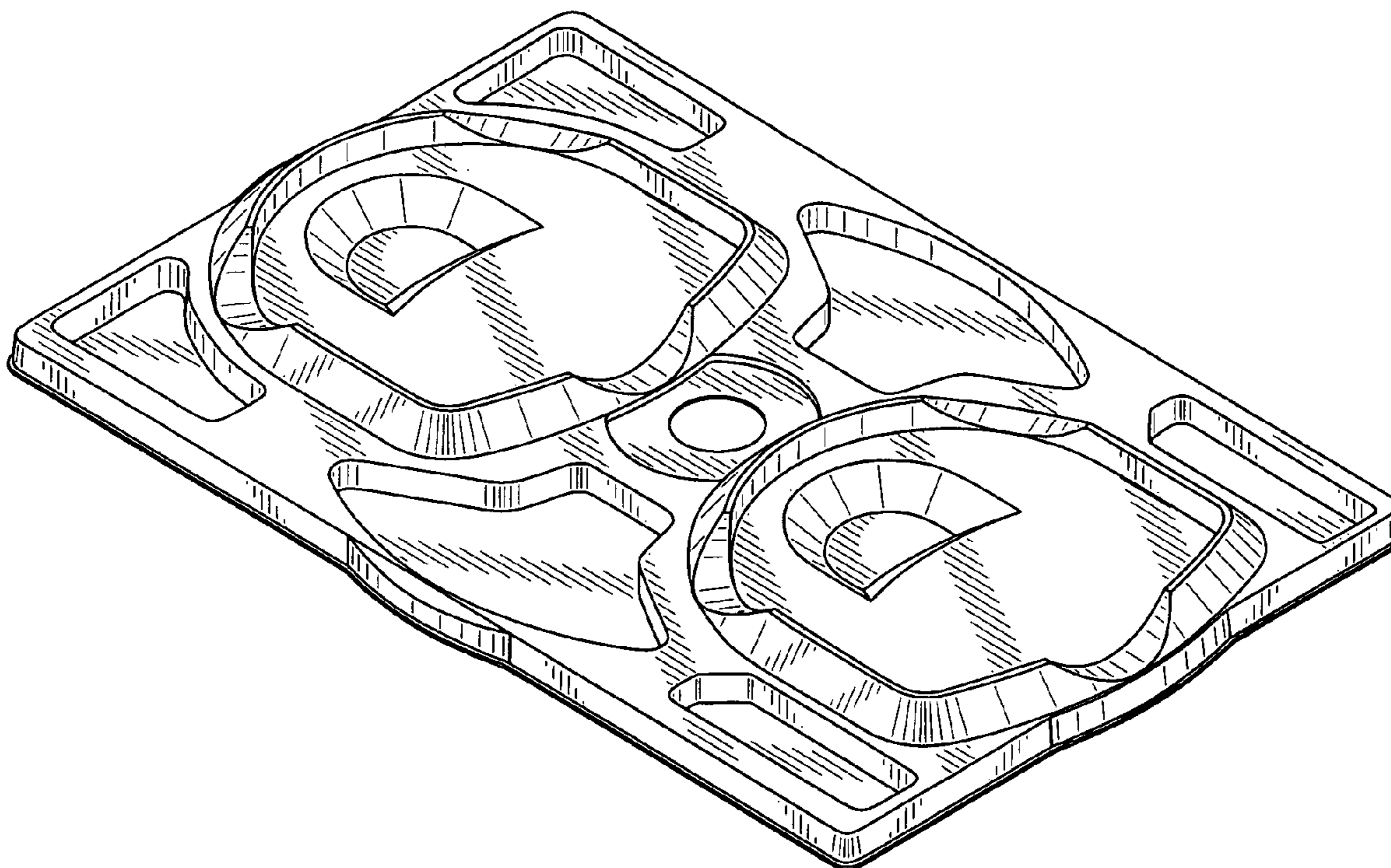
FIG. 4 is a left side view thereof;

FIG. 5 is a right side view thereof;

FIG. 6 is a rear elevation view thereof; and,

FIG. 7 is a front elevation view thereof.

1 Claim, 5 Drawing Sheets



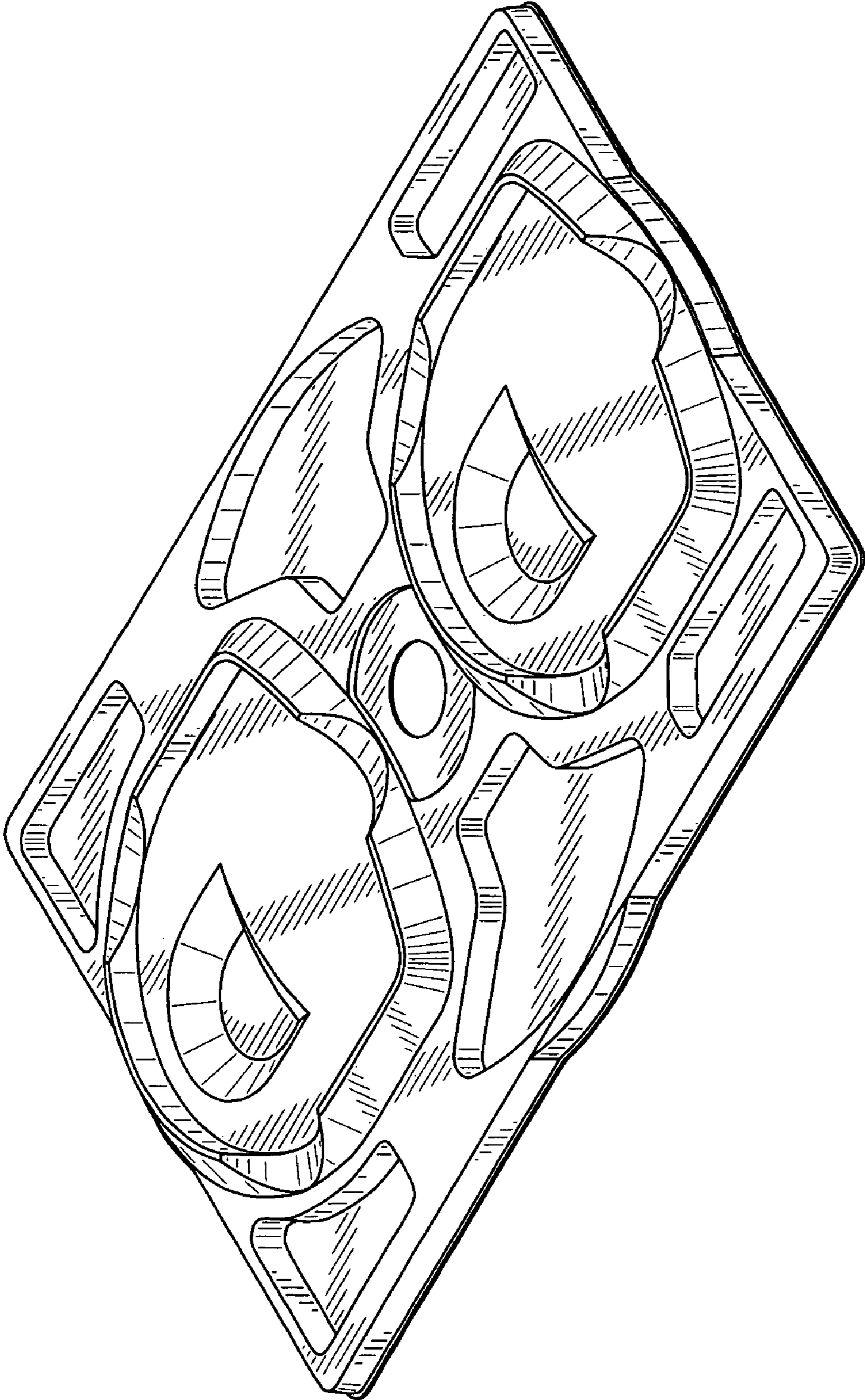


FIG. 1

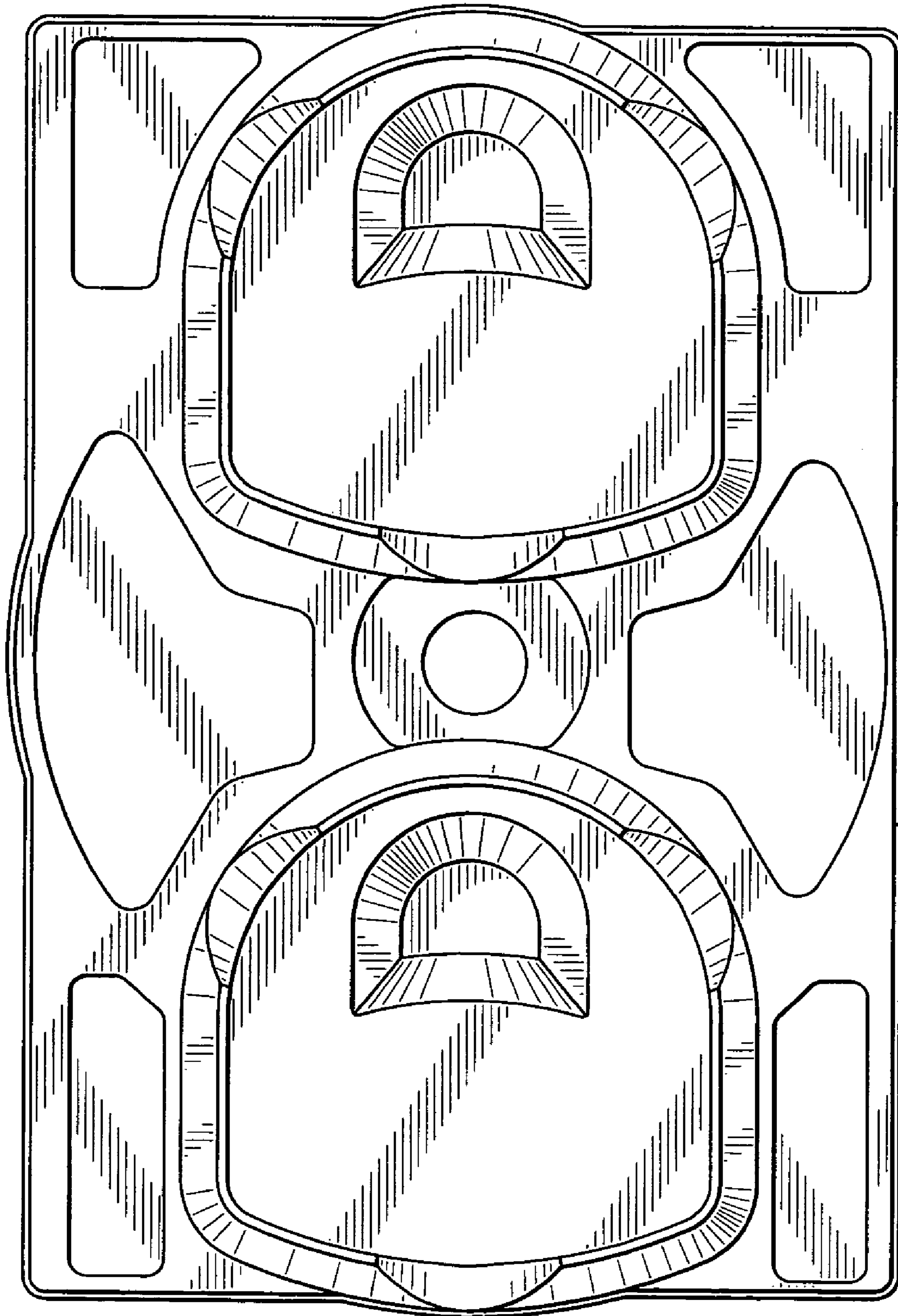


FIG. 2

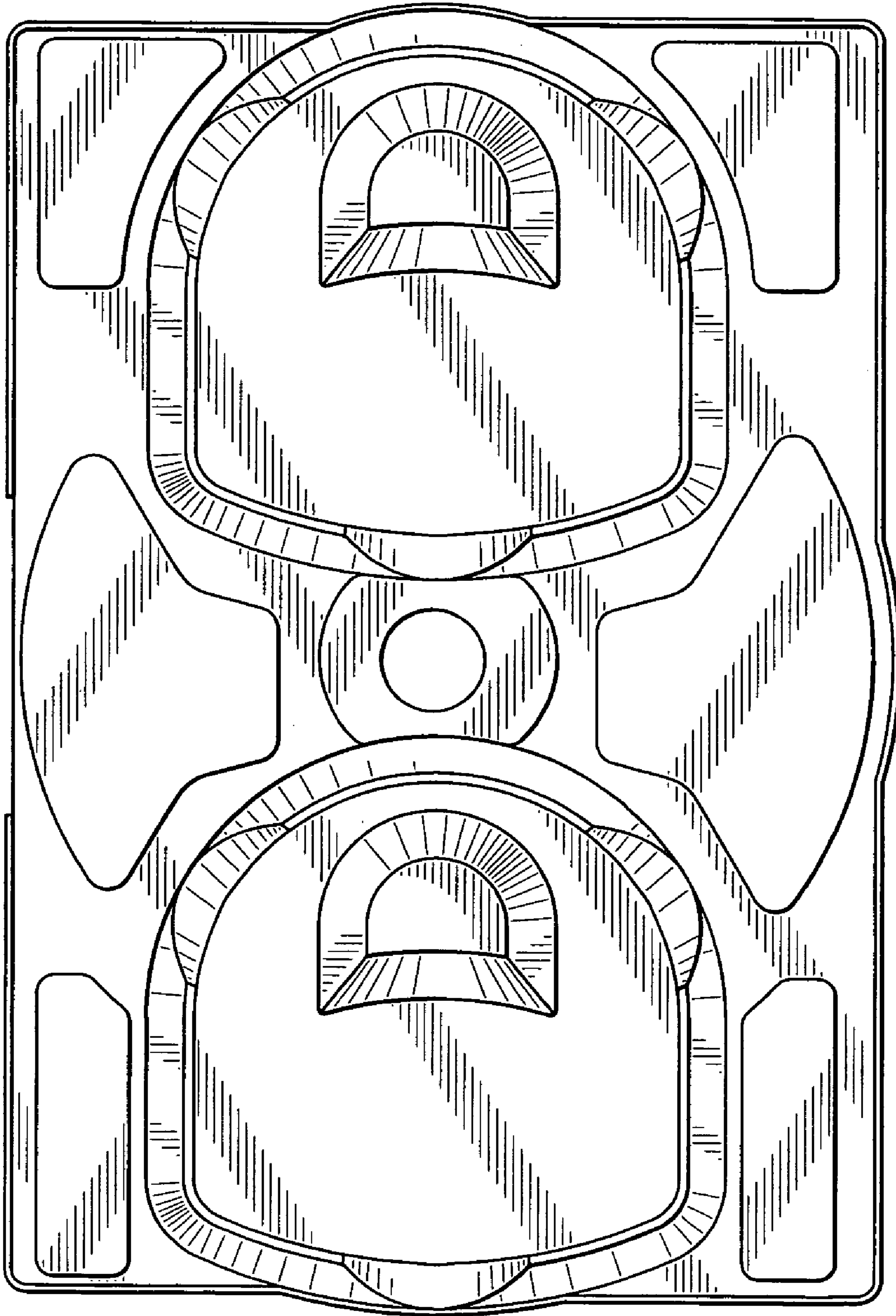


FIG. 3

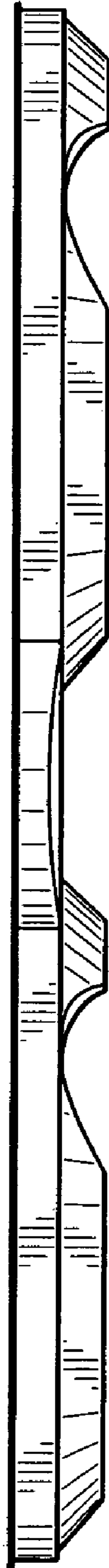


FIG. 4

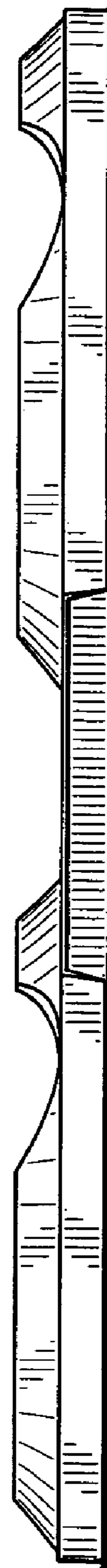


FIG. 5

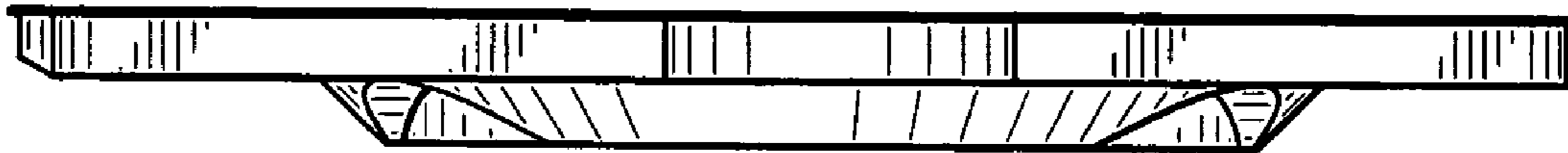


FIG. 6

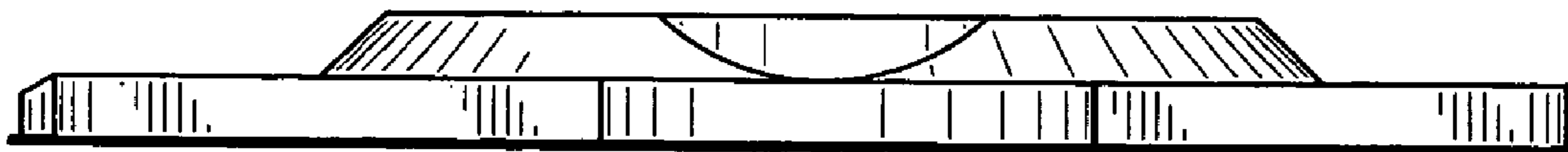


FIG. 7