

US00D547981S

(12) **United States Design Patent**
Cohen

(10) **Patent No.:** **US D547,981 S**

(45) **Date of Patent:** **** Aug. 7, 2007**

(54) **ARMREST FOR A FOLDING CHAIR**

(76) Inventor: **Warren Cohen**, 10981 Decatur Rd.,
Philadelphia, PA (US) 19154

(**) Term: **14 Years**

(21) Appl. No.: **29/252,184**

(22) Filed: **Jan. 20, 2006**

(51) **LOC (8) Cl.** **06-06**

(52) **U.S. Cl.** **D6/501**

(58) **Field of Classification Search** D6/334-336,
D6/356, 364, 365, 366, 367, 368-373, 37,
D6/38.9, 500-502; 297/411.2, 411.25, 411.26,
297/411.29, 411.34, 411.35, 411.36
See application file for complete search history.

(56) **References Cited**

U.S. PATENT DOCUMENTS

1,157,351 A *	10/1915	Weber	297/411.34
D180,392 S *	6/1957	Giudice	D6/356
4,239,282 A *	12/1980	White	297/411.36
D338,791 S *	8/1993	Cohen	D6/501
D343,537 S *	1/1994	Harde	D6/501
D394,756 S *	6/1998	Gryp et al.	D6/356
D431,401 S *	10/2000	Haney	D6/501

D440,797 S *	4/2001	Norman	D6/501
D458,476 S *	6/2002	Tseng	D6/501
2002/0017813 A1 *	2/2002	Greene	297/411.36

* cited by examiner

Primary Examiner—Mimosa De

(74) *Attorney, Agent, or Firm*—LaMorte & Associates

(57) **CLAIM**

The ornamental design for an armrest for a folding chair, as shown.

DESCRIPTION

FIG. 1 is a perspective view of an armrest for a folding chair in accordance with the present invention;

FIG. 2 is a reduced top view thereof;

FIG. 3 is a reduced bottom view thereof;

FIG. 4 is a reduced front view thereof;

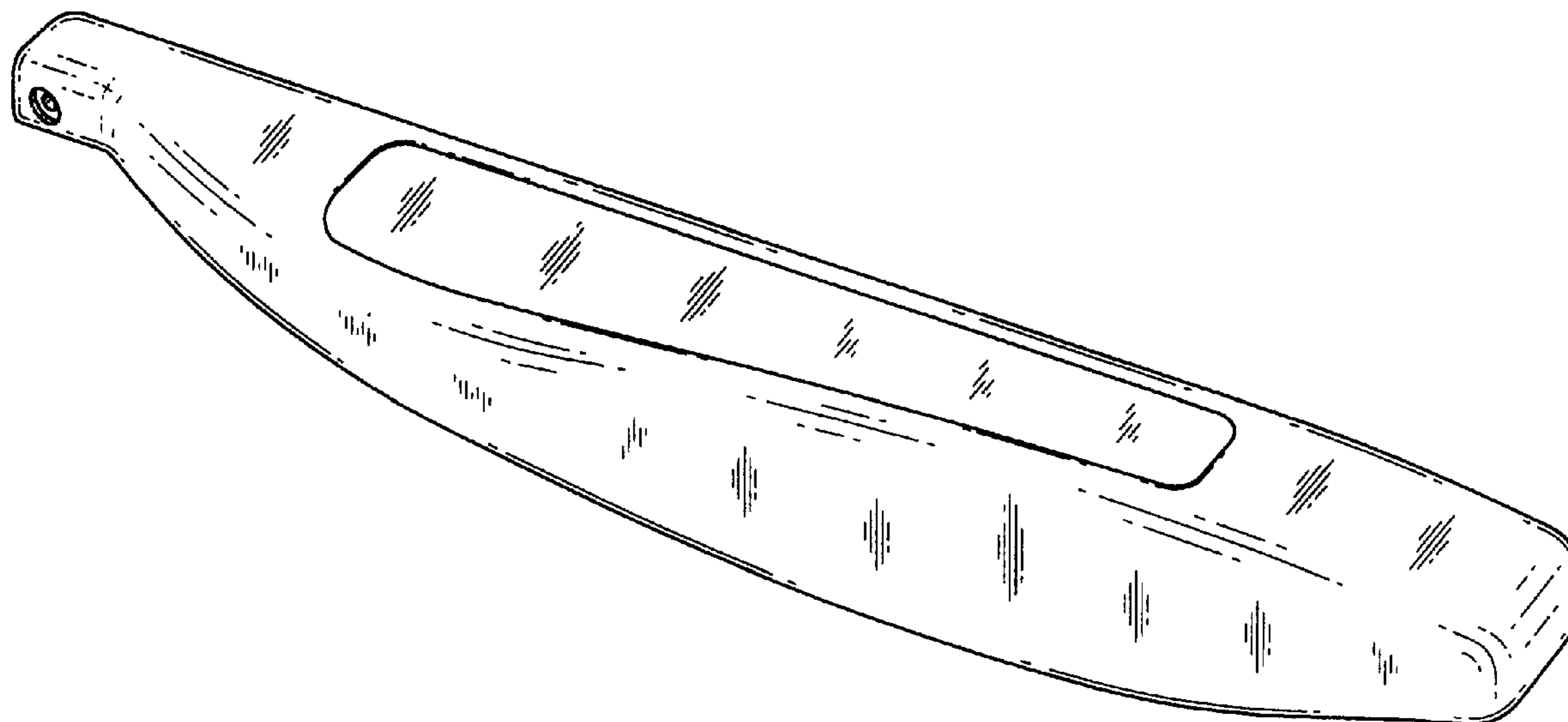
FIG. 5 is a reduced rear view thereof;

FIG. 6 is a reduced left side view thereof; and,

FIG. 7 is a reduced right side view thereof.

The broken line shown in FIG. 3 is for illustrative purposes only and forms no part of the claimed design.

1 Claim, 3 Drawing Sheets



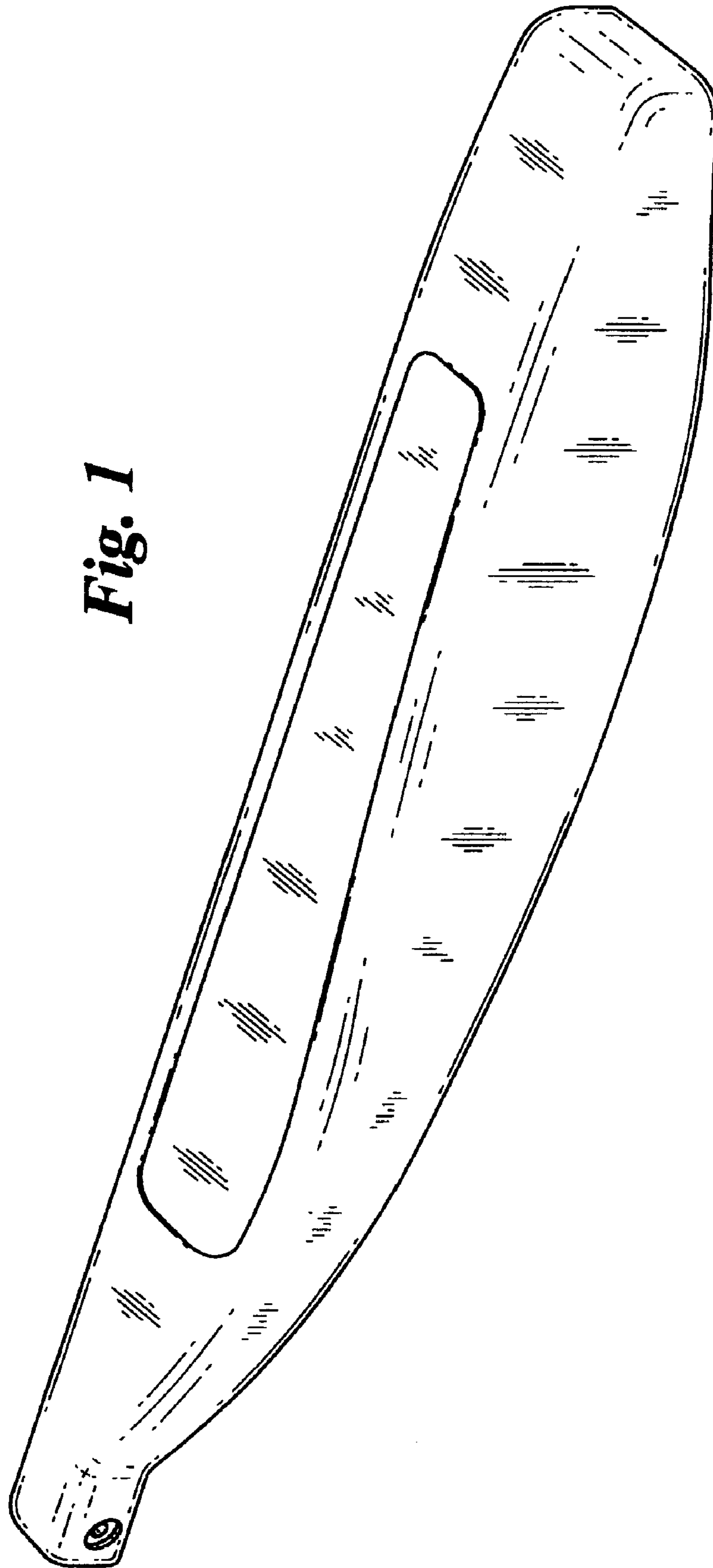


Fig. 1

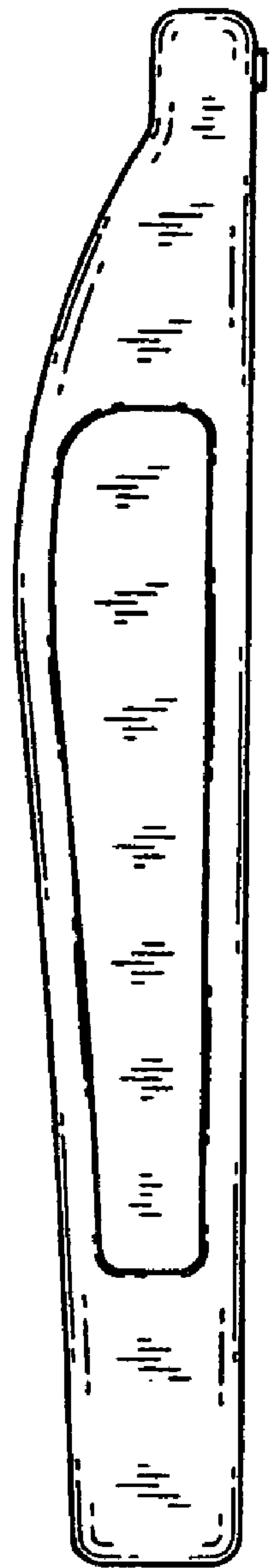


Fig. 2

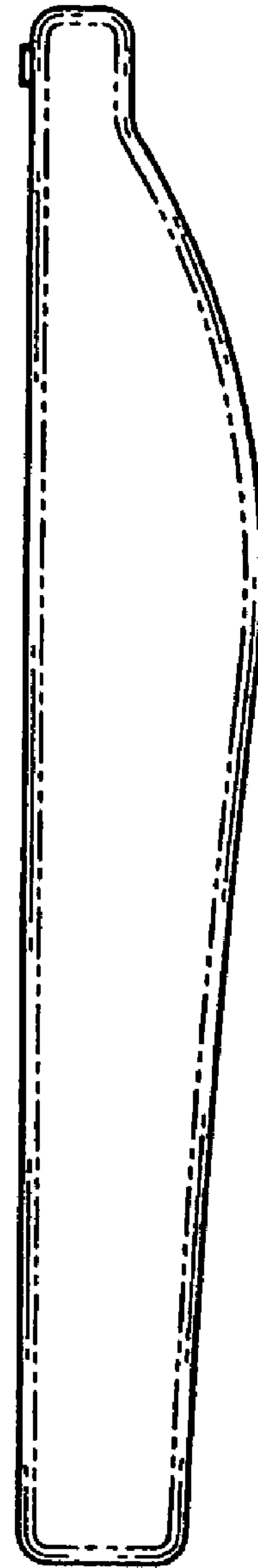


Fig. 3

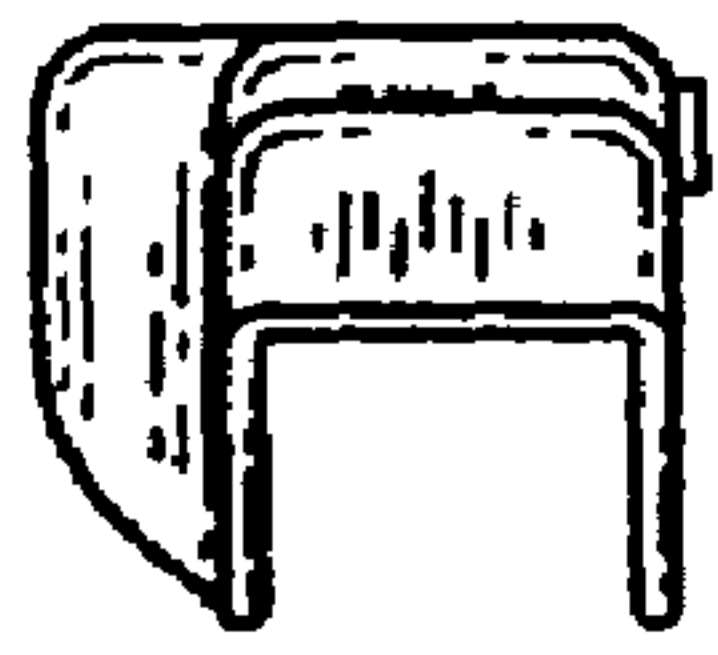


Fig. 4




Fig. 5



Fig. 6



Fig. 7